

DRAWINGS LIST

Architectural	Landscape - Podium
A000 Cover	L01 Site & Material Plan
A010 Context Plan - Proposed Facility	L02 Layout Plan
A011 Survey	L03 Grading Plan
A012 Site Plan - Existing	L04 Planting Plan
A120 Layover Plan	L05 Details
A121 Exchange Plan at Grade	L06 Details
A122 Exchange Plan at Canopy	L07 Details
A123 Canopy Plan	
A130 Layover Ceiling Plan	Landscape - Site
A141 Drivers Facility Exterior Elevations	L001 Full Buildout Plan
A142 Drivers Facility Exterior Elevations	L101 Material Plan - North
	L102 Material Plan - South
A201 Level B1 Overall Plan	L201 Layout Plan - North
A202 Level 01 Overall Plan	L202 Layout Plan - South
A203 Level 02 Overall Plan	L203 Layout Plan - Paving Enlargement
A204 Level 03 Overall Plan	L301 Grading Plan - North
A205 Level 04 Overall Plan	L302 Grading Plan - South
A206 Level 05 - 06 Overall Plan	L401 Planting Plan - Trees - North
A207 Level 07 Overall Plan	L402 Planting Plan - Trees - South
A208 Level 08-09 Overall Plan	L501 Irrigation Plan - North
A209 Level 10 Overall Plan	L502 Irrigation Plan - South
A210 Level 11-13 Overall Plan	L601 Landscape Details
A211 Level 14 Overall Plan	L602 Landscape Details Site Furnishings
A212 Roof Plan Overall Plan	L701 Planting Details
A221 Building A&B, C&D Plan Level B1	
A222 Building A Plan Level 01 & 02	Civil
A223 Building B Plan Level 01 & 02	C0 Cover Sheet
A224 Building C Plan Level 01 & 02	C3 Notes & Details & Line / Curve Data
A225 Building D Plan Level 01 & 02	C4A Utilities Overall Site Servicing Plan
	C4B Utilities Site Servicing Plan
A231 Building A Plan Level 03 & 04	C4C Utilities Site Servicing Plan
A232 Building A Plan Level 05 & 06-09	C5 Paving Plan - Student Union Blvd
A233 Building A Plan Level 10 & Roof	C6 Paving Details - Student Union Blvd
A234 Building B Plan Level 03-13	C8 Paving Plan - Westbrook Mall
A235 Building B Plan Level 14 & Roof	C9 Paving Plan - Westbrook Mall
A236 Building C Plan Level 03-09	C10 Paving Plan - Westbrook Mall
A237 Building C Plan Level 10 & Roof	C13 Paving Details - Westbrook Mall
A238 Building D Plan Level 03-06	C14 Paving Details - Westbrook Mall
A239 Building D Plan Level 07 & RoofX	C29 Paving - Grading Bus Loop Podium
	C30 Paving - Grading Bus Exit
A401 Overall Elevations	C41B Utilities Plan/Profile - Storm Sewer
A402 Enlarged Elevations	C41C Plan/Profile - Water
A403 Enlarged Elevations	
A404 Enlarged Elevations	
A405 Enlarged Elevations	
A406 Enlarged Elevations	
A407 Enlarged Elevations	
A408 Enlarged Elevations	
A409 Enlarged Elevations	
A410 Enlarged Elevations	
A501 Overall Sections	
A502 Overall Sections	
A510 Enlarged Sections	
A511 Enlarged Sections	
A512 Enlarged Sections	
A801 Typical Unit Plans	
A802 Typical Unit Plans	
A803 Typical Unit Plans	
A804 Typical Unit Plans	
A805 Building A Enlarged Townhouse Plans	
A806 Building B&D Enlarged Townhouse Plans	
A807 Building C Enlarged Townhouse Plans	
A811 Building A Enlarged Plans	
A812 Building A&B Enlarged Plans	
A813 Building A&B Enlarged Plans	
A814 Building A&B Enlarged Plans	
A815 Building A Enlarged Plans	
A816 Enlarged Plans	

PROJECT INFORMATION

CLIENT: UBC PROPERTIES TRUST & TRANSLINK

PROJECT LOCATION: UNIVERSITY OF BRITISH COLUMBIA, GAGE SOUTH

CIVIC ADDRESS: 5960 Student Union Blvd. Vancouver, BC V6T 1Z1

LEGAL DESCRIPTION: PID: 010-814-540, Legal: Lot B, DL 4804, Group 1, NWD AND PID: 015-891-909, Legal: DL 3044, Group 1, NWD

PROJECT DESCRIPTION: TRANSIT EXCHANGE FACILITY STUDENT RESIDENCE

PROJECT DATA

Total Site Area 22,285 SQ M (2.2285 ha)
 Site coverage 7,531.1 SQ M (81,064.6 SQ FT)
 Site coverage (%) 33.8
 FSR 1.12

Gross floor area 27,263.1 SQ M (293,457.5 SQ FT)
 basement and collegium) 24,779.6 SQ M (266,725.2 SQ FT)

Level B1 (Basement) 1,260.9 SQ M (13,572.3 SQ FT)
 Level One (Incl. TH) 2,098.3 SQ M (22,586.7 SQ FT)
 Level Two (Incl. TH) 1,810.2 SQ M (19,485.7 SQ FT)
 Level Three (Podium) 2,753.0 SQ M (29,634.1 SQ FT)
 Level Four 2,539.6 SQ M (27,337.1 SQ FT)
 Level Five 2,669.5 SQ M (28,735.3 SQ FT)
 Level Six 2,652.3 SQ M (28,549.2 SQ FT)
 Level Seven 2,651.5 SQ M (28,541.5 SQ FT)
 Level Eight-Nine 2,042.0 SQ M (21,980.4) per floor
 Level Ten 2,032.1 SQ M (21,873.8 SQ FT)
 Level Eleven-Thirteen 594.4 SQ M (6,398.9 SQ FT) per floor
 Level Fourteen 591.1 SQ M (6,363.6 SQ FT) per floor

Collegium Level One 239.4 SQ M (2,576.9 SQ FT)
 Collegium Level Two 251.5 SQ M (2,707.3 SQ FT)
 Town Homes Level One 1,047.1 SQ M (11,271.0 SQ FT)
 Town Homes Level Two 1,057.6 SQ M (11,384.4 SQ FT)

Bus Exchange / Layover Operator's Facilities 19,020 SQ M (204,729.6 SQ FT)
 173.02 SQ M (1,862.37 SQ FT)

Building height
 Building A - 10 storeys 31.85 M (104.49 FT)
 Building B - 14 storeys 43.20 M (141.73 FT)
 Building C - 10 storeys 32.49 M (106.56 FT)
 Building D - 7 storeys 24.69 M (77.42 FT)

Setbacks None

Parking Cars 0 Spaces

Bicycle parking Required (25%)
 163 Long term (Class 1) spaces
 163 Short term (Class 2) spaces

Proposed bike parking spaces
 Bicycles - Long term 495 Spaces
 Bicycles - Short term 129 Spaces

City Home bike parking
 Bldg. A suite bike parking 37 Spaces
 Bldg. B suite bike parking 89 Spaces
 Bldg. C suite bike parking 180 Spaces
 Bldg. D suite bike parking 96 Spaces
 Total suite bike parking 495 Spaces

Number of dwelling units 362
 Number of beds 651

Dwelling unit type breakdown
 Nano (1bed) 71
 Studio (1bed) 93
 One Bed Rm (1bed) 77
 Two Bed Rm (2bed) 19
 Four Bed Rm (4bed) 84
 City Homes (2 bed) 18
 City Homes (3 bed) 0

Unit areas
 Area Ministry Standard
 Micro (1bed) 14.7 SQ M 13 SQ M
 Studio (1bed) 23.83 SQ M 21.24 SQ M
 One Bed Rm (1bed) 37.3 SQ M 34.5 SQ M
 Two Bed Rm (2bed) 57.3 SQ M 54 SQ M
 Four Bed Rm (4bed) 99.8 SQ M 96.2 SQ M
 City Home - type 1 M 124.2 SQ M
 City Home - type 2 121.2 SQ M 114.3 SQ M
 City Home - type 3 111.7 SQ M 105.6 SQ M

UBC EXCHANGE / GAGE SOUTH RESIDENCE

REISSUED FOR DEVELOPMENT PERMIT

PROJECT TEAM

ARCHITECTURAL

DIALOG
 401 - 611 Alexander Street
 Vancouver, BC, Canada,
 V6A 1E1
 Tel: 604.255.1169

STRUCTURAL

GLOTMAN SIMPSON CONSULTING ENGINEERS
 1661 West 5th Avenue
 Vancouver, BC, Canada,
 V6J 1N5
 Tel: 604.734.8822

MECHANICAL

AME GROUP
 1100 - 808 West Hastings Street
 Vancouver, BC, Canada,
 V6C 2X4
 Tel: 604.684.5995

ELECTRICAL

AES ENGINEERING
 1330 Granville Street
 Vancouver, BC, Canada,
 V6Z 1M7

TRAFFIC

BUNT & ASSOCIATES ENGINEERING
 Suite 1550 - 1050 West
 Pender Street
 Vancouver, BC, Canada,
 V6E 3S7
 Tel: 604.685.6427

LANDSCAPE (PODIUM)

DIALOG
 401 - 611 Alexander Street
 Vancouver, BC, Canada,
 V6A 1E1
 Tel: 604.255.1169

LANDSCAPE (SITE)

PFS STUDIO
 1777 West 3rd Avenue
 Vancouver, BC, Canada,
 V6J 1K7
 Tel: 604.736.5168

CIVIL

CORE GROUP CONSULTANTS
 320 - 8988 Fraserston Court
 Burnaby, BC, Canada,
 V5J 5H8
 Tel: 604.299.0605

SURVEY

MURRAY & ASSOCIATES
 201 - 12448 82 Ave,
 Surrey, BC, CANADA
 V3W 3E9
 Tel: 604.597.9189

GEOTECHNICAL

GEOPACIFIC CONSULTANTS
 215 - 1200 West 73rd Avenue
 Vancouver, BC, Canada,
 V6P 6G5
 Tel: 604.439.0922

ACOUSTICAL

BKL CONSULTANTS LTD.
 #308 - 1200 Lynn Valley Road
 North Vancouver, BC, Canada
 V7J 2A2
 Tel: 604.988.2508

TRAFFIC SAFETY AUDITOR

OPUS INTERNATIONAL CONSULTANTS
 210 - 889 Harbourside Drive
 North Vancouver, BC, Canada
 V7P 3S1
 Tel: 604.880.8285

DIALOG

UBCPT SHHS

TRANS LINK

ISSUED FOR

FOR INFORMATION ONLY
 NOT FOR CONSTRUCTION

METRIC

THIS DRAWING IS COPYRIGHTED AND MUST NOT BE USED, REPRODUCED, OR REVISED WITHOUT WRITTEN PERMISSION.
 ALL DIMENSIONS ARE METRIC UNLESS OTHERWISE NOTED. VERIFY DIMENSIONS. DO NOT SCALE THIS DRAWING.
 REPORT INCONSISTENCIES AND OMISSIONS TO THE CONSULTANT FOR CLARIFICATION BEFORE COMMENCING WITH THE WORK.
 DEVIATIONS FROM THE CONTRACT DOCUMENTS WITHOUT WRITTEN APPROVAL FROM THE CONSULTANT ARE SUBJECT TO CORRECTION AT THE CONTRACTOR'S EXPENSE.

SEAL

UBC EXCHANGE
 GAGE SOUTH RESIDENCE

5960 Student Union Boulevard, Vancouver, BC V6T 1Z1

Cover Sheet

DRAWN: MT

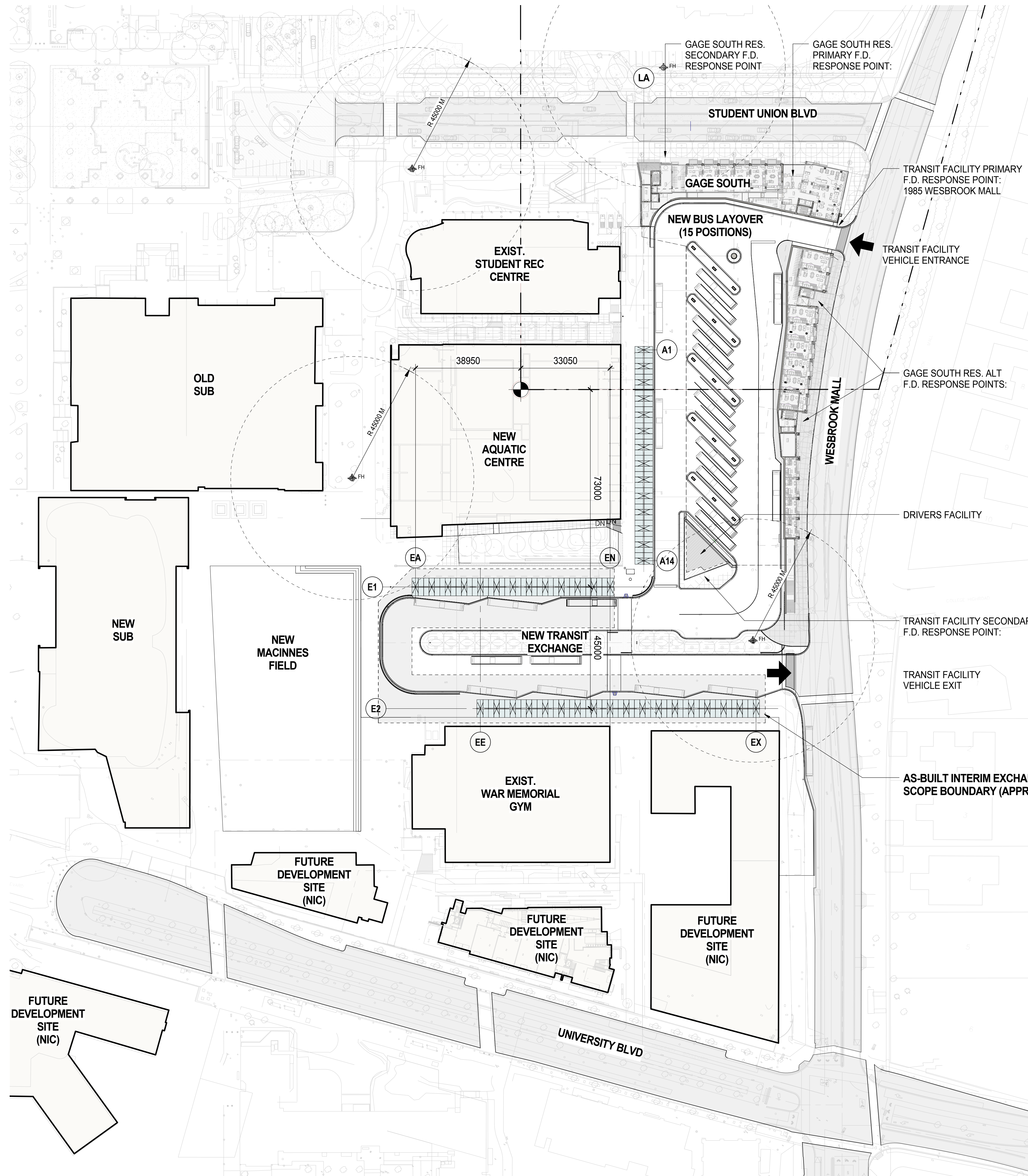
CHECKED: DJC

A000

04473V

ISSUED FOR

1	2016-02-05	ISSUE FOR BID - INTERIM EXCHANGE
2	2016-04-22	IFC - INTERIM EXCHANGE
3	2016-06-30	ISSUE FOR 60% COORDINATION
4	2016-07-18	ISSUE FOR 70% COORDINATION
5	2016-08-31	ISSUE FOR 99% COORDINATION
6	2016-09-23	REISSUE FOR DP

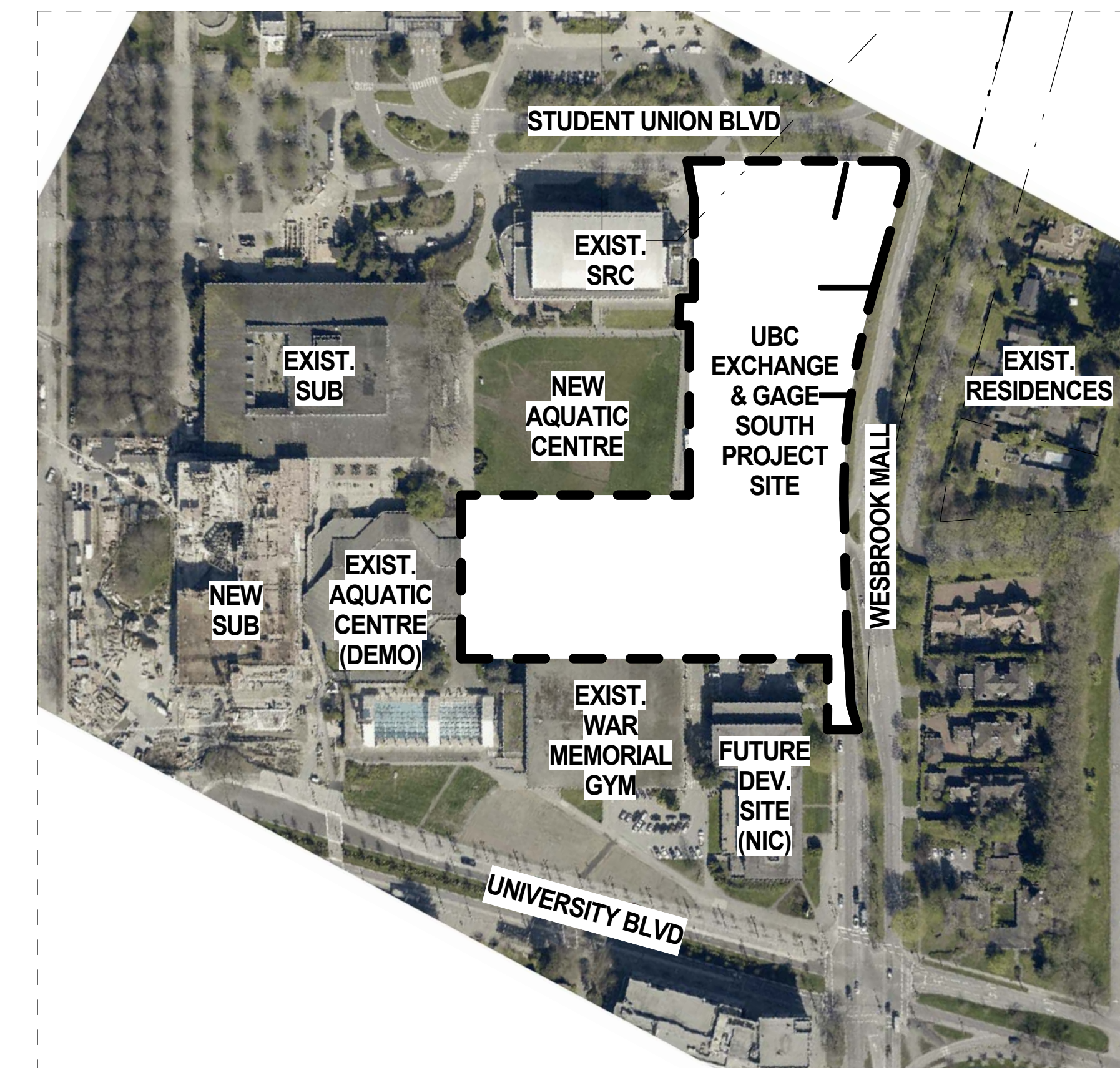


EXCHANGE GENERAL NOTES:

1. REFER TO EXISTING SURVEY PLAN FOR LOCATION OF ALL SERVICES, STRUCTURES, FACILITIES AND SURFACES.
2. REFER TO PRECINCT CIVIL AS-BUILTS FOR LOCATION OF SERVICES.
3. SITE VERIFY LOCATION AND EXTENT OF ALL ABOVE AND BELOW GRADE FACILITIES.
4. PRODUCE MATERIAL SURVEY REPORT OF FACILITIES TO BE DEMOLISHED FOR MATERIAL RE-USE AND RECYCLING ASSESSMENTS PRIOR TO COMMENCING WORK.
5. PRODUCE LAYDOWN AND STOCKPILE PLAN PRIOR TO COMMENCING WORK.
6. REFER TO PROJECT CIVIL DRAWINGS FOR EXTENT OF CIVIL WORK.
7. REFER TO PROJECT ELECTRICAL DRAWINGS FOR EXTENT OF ELECTRICAL WORK.
8. REFER TO PROJECT LANDSCAPE DOCUMENTS FOR EXTENT OF LANDSCAPE WORK.
9. REFER TO GEOTECHNICAL REPORT FOR SOILS INFORMATION.
10. SCOPE BOUNDARY APPROXIMATE ONLY. COORDINATE HOARDING AND CONSTRUCTION BOUNDARIES WITH ADJACENT CONSTRUCTION PROJECTS, PROPERTIES AND STAKEHOLDERS. PRODUCE CONSTRUCTION HOARDING DIAGRAM PRIOR TO COMMENCING WORK.
11. FOR PLANTING ALONG EAST SIDE OF WESBROOK MALL, PROVIDE TREE & HEDGE PROTECTION PLAN PRIOR TO COMMENCING WORK.
12. CONFIRM ALL EXISTING STRUCTURE, SERVICES AND PROPERTY LINES (FOR SET-OUT) BY SITE SURVEY PRIOR TO COMMENCING WORK

SITE LEGEND

- FIRE HYDRANT
- PROPERTY LINE



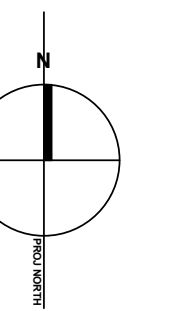
FOR INFORMATION ONLY
NOT FOR CONSTRUCTION

METRIC

THIS DRAWING IS COPYRIGHTED AND MUST NOT BE USED, REPRODUCED, OR REVISED WITHOUT WRITTEN PERMISSION. ALL DIMENSIONS ARE IN MILLIMETERS UNLESS OTHERWISE NOTED. VERIFY DIMENSIONS. DO NOT SCALE THIS DRAWING.

REPORT INCONSISTENCIES AND OMISSIONS TO THE CONSULTANT FOR CLARIFICATION BEFORE COMMENCING WITH THE WORK. DEVIATIONS FROM THE CONTRACT DOCUMENTS WITHOUT WRITTEN APPROVAL FROM THE CONSULTANT ARE SUBJECT TO CORRECTION AT THE CONTRACTOR'S EXPENSE.

SEAL

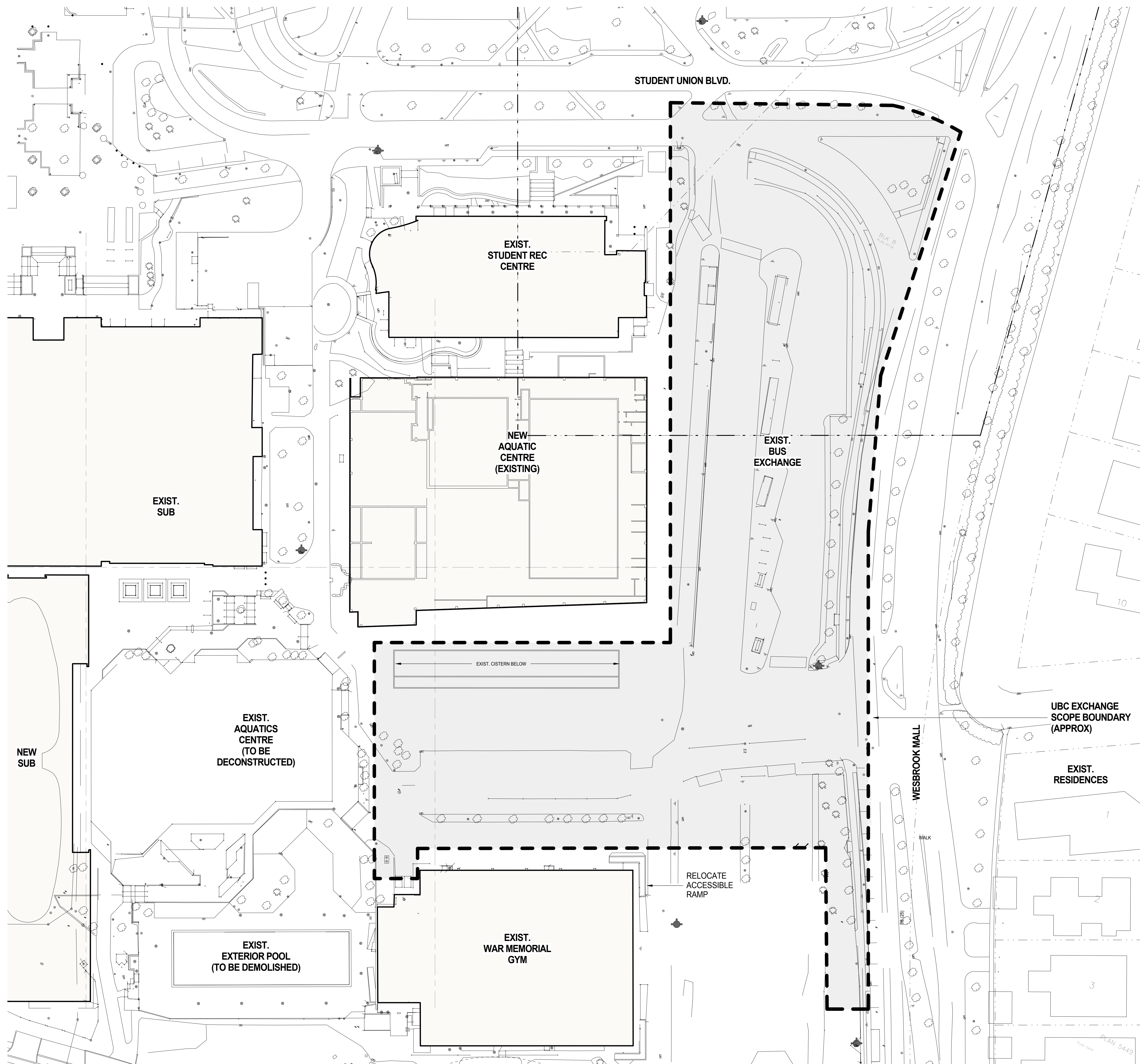


UBC EXCHANGE GAGE SOUTH RESIDENCE

CONTEXT PLAN - PROPOSED FACILITY

DRAWN: Author CHECKER: Checker

A010



SITE LEGEND
 ◆ FIRE HYDRANT
 - - - - - PROPERTY LINE

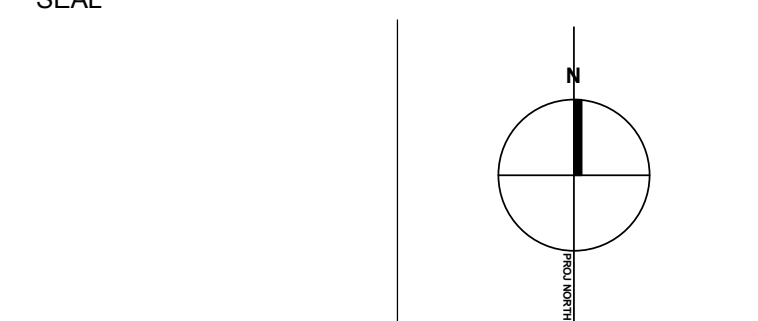


ISSUED FOR

1	2016-04-22	IFC - INTERIM EXCHANGE
2	2016-06-30	ISSUE FOR 60% COORDINATION
3	2016-07-18	ISSUE FOR 70% COORDINATION
4	2016-08-31	ISSUE FOR 99% COORDINATION
5	2016-09-23	REISSUE FOR DP

FOR INFORMATION ONLY
 NOT FOR CONSTRUCTION

METRIC
 THIS DRAWING IS COPYRIGHTED AND MUST NOT BE USED, REPRODUCED, OR REVISED WITHOUT WRITTEN PERMISSION.
 ALL DIMENSIONS ARE IN MILLIMETERS UNLESS OTHERWISE NOTED. VERIFY DIMENSIONS. DO NOT SCALE THIS DRAWING.
 REPORT INCONSISTENCIES AND OMISSIONS TO THE CONSULTANT FOR CLARIFICATION BEFORE COMMENCING WITH THE WORK.
 DEVIATIONS FROM THE CONTRACT DOCUMENTS WITHOUT WRITTEN APPROVAL FROM THE CONSULTANT ARE SUBJECT TO CORRECTION AT THE CONTRACTOR'S EXPENSE.



UBC EXCHANGE GAGE SOUTH RESIDENCE

SITE PLAN - EXISTING

DRAWN: Author CHECKER: Checker

A012

ISSUED FOR
 1 2016-04-22 IFC - INTERIM EXCHANGE
 2 2016-06-30 ISSUE FOR 60% COORDINATION
 3 2016-07-18 ISSUE FOR 70% COORDINATION
 4 2016-08-31 ISSUE FOR 99% COORDINATION
 5 2016-09-23 REISSUE FOR DP

FOR INFORMATION ONLY
 NOT FOR CONSTRUCTION

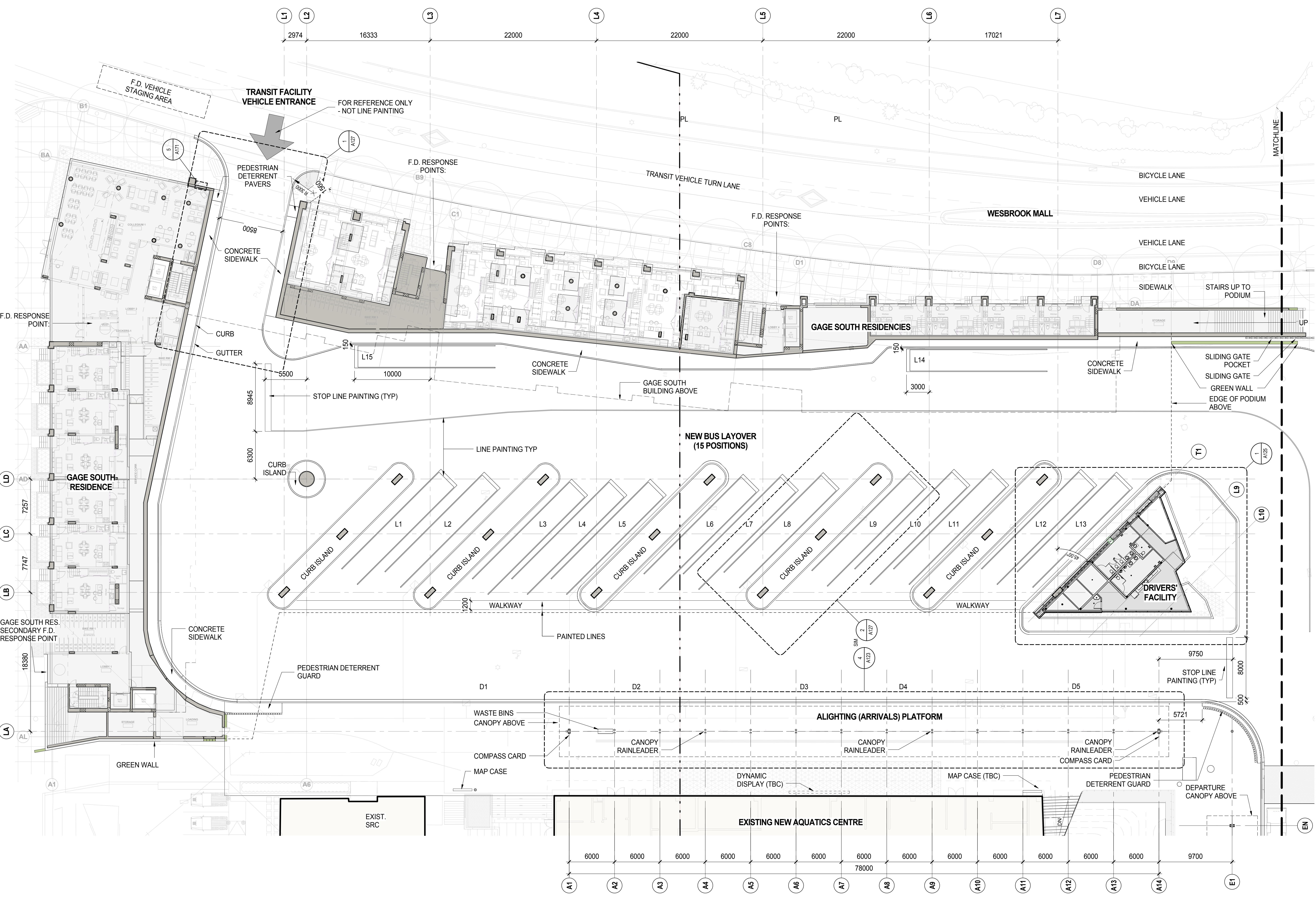
METRIC
 THIS DRAWING IS COPYRIGHTED AND MUST NOT BE USED, REPRODUCED, OR REVISED WITHOUT WRITTEN PERMISSION.
 ALL DIMENSIONS ARE IN MILLIMETERS UNLESS OTHERWISE NOTED. VERIFY DIMENSIONS.
 DO NOT SCALE THIS DRAWING.
 REPORT INCONSISTENCIES AND OMISSIONS TO THE CONSULTANT FOR CLARIFICATION BEFORE COMMENCING WITH THE WORK.
 DEVIATIONS FROM THE CONTRACT DOCUMENTS WITHOUT WRITTEN APPROVAL FROM THE CONSULTANT ARE SUBJECT TO CORRECTION AT THE CONTRACTOR'S EXPENSE.

UBC EXCHANGE GAGE SOUTH RESIDENCE

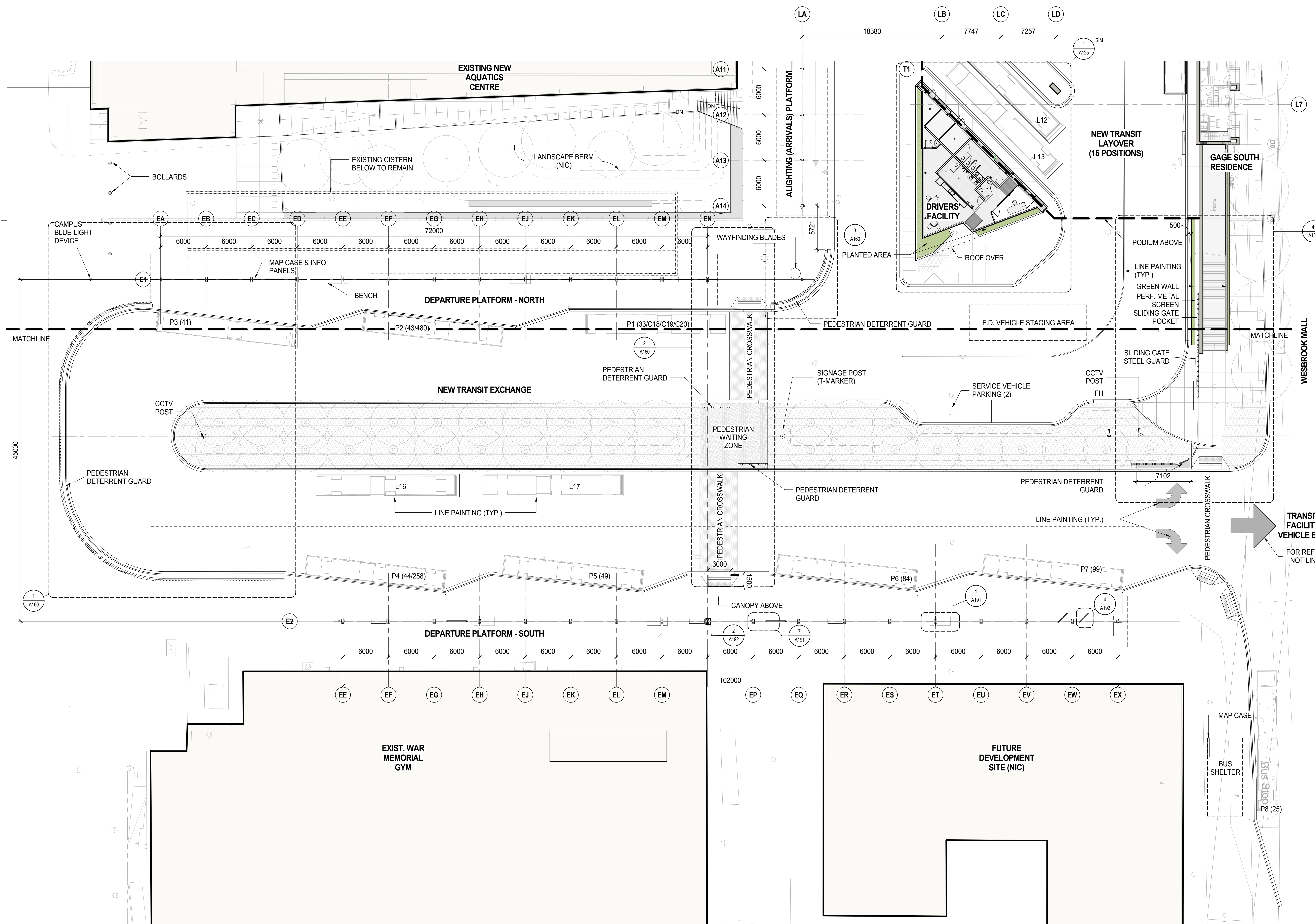
LAYOVER PLAN

DRAWN: Author CHECKER: Checker

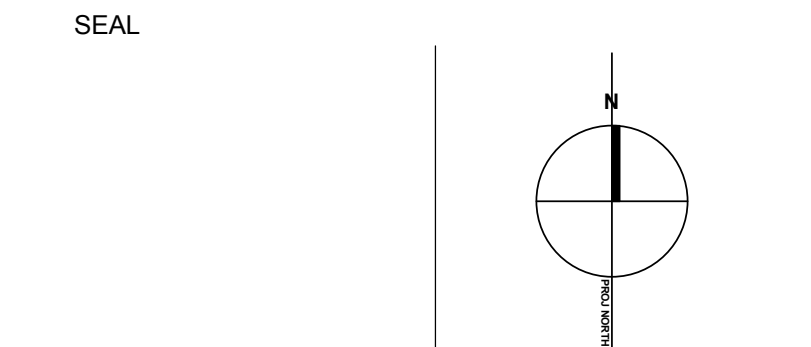
A120



FOR INFORMATION ONLY
 NOT FOR CONSTRUCTION



METRIC
 THIS DRAWING IS COPYRIGHTED AND MUST NOT BE USED, REPRODUCED, OR REVISED WITHOUT WRITTEN PERMISSION. ALL DIMENSIONS ARE IN MILLIMETERS UNLESS OTHERWISE NOTED. VERIFY DIMENSIONS. DO NOT SCALE THIS DRAWING. REPORT INCONSISTENCIES AND OMISSIONS TO THE CONSULTANT FOR CLARIFICATION BEFORE COMMENCING WITH THE WORK. DEVIATIONS FROM THE CONTRACT DOCUMENTS WITHOUT WRITTEN APPROVAL FROM THE CONSULTANT ARE SUBJECT TO CORRECTION AT THE CONTRACTOR'S EXPENSE.



UBC EXCHANGE GAGE SOUTH RESIDENCE

EXCHANGE PLAN AT GRADE

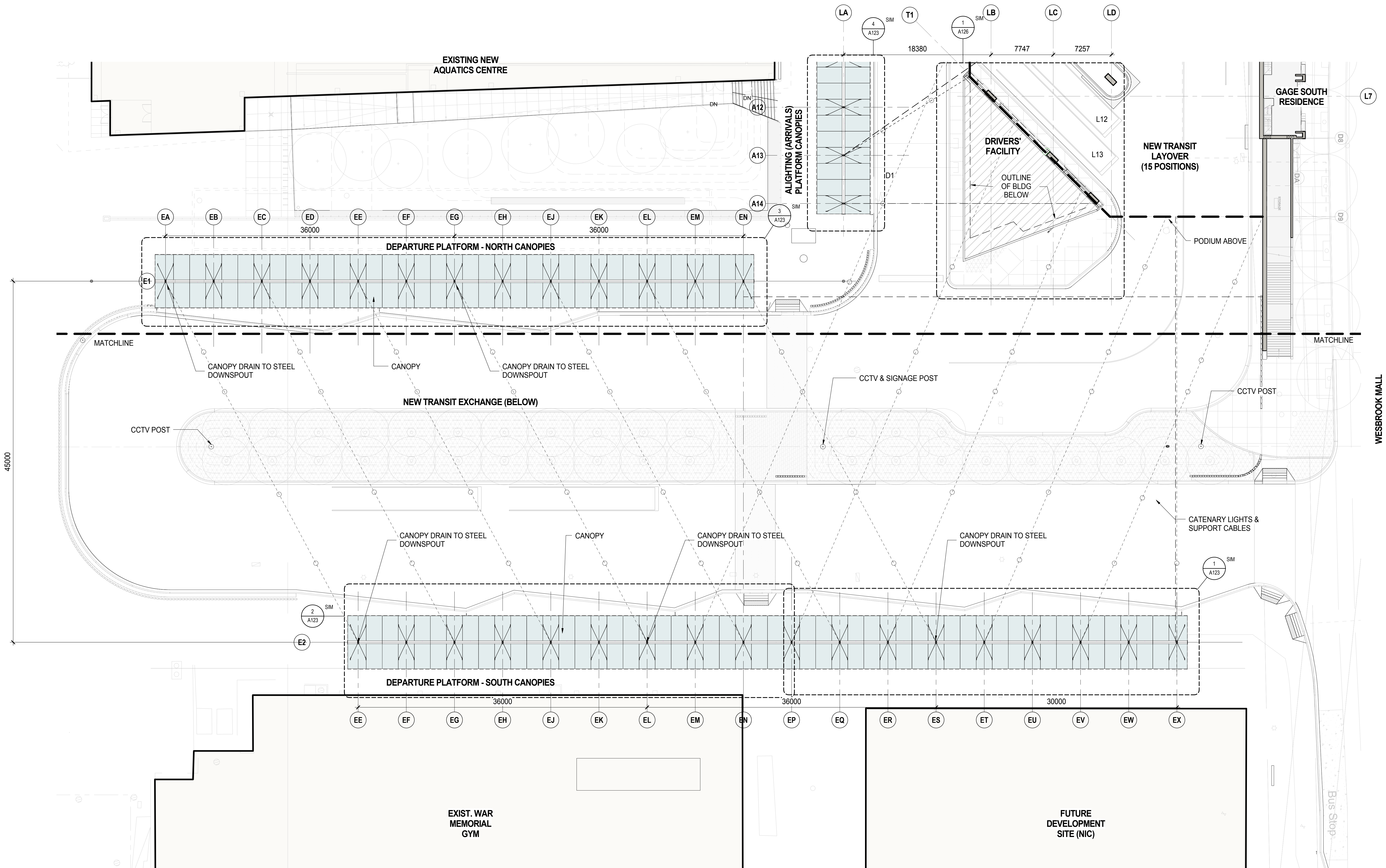
DRAWN: Author CHECKER: Checker

A121

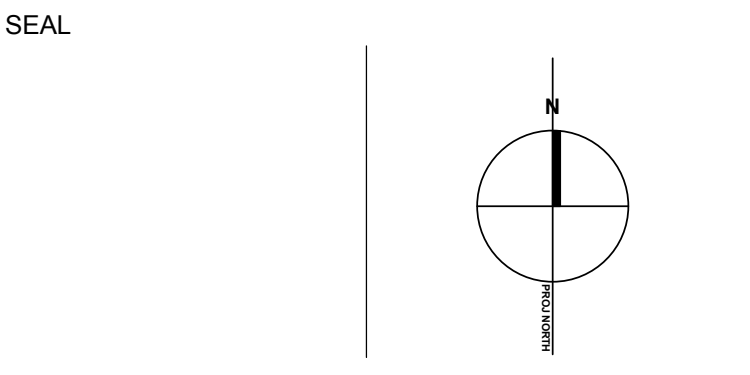
ISSUED FOR

1	2016-04-22	IFC - INTERIM EXCHANGE
2	2016-06-30	ISSUE FOR 60% COORDINATION
3	2016-07-18	ISSUE FOR 70% COORDINATION
4	2016-08-31	ISSUE FOR 99% COORDINATION
5	2016-09-23	REISSUE FOR DP

FOR INFORMATION ONLY
NOT FOR CONSTRUCTION



METRIC
THIS DRAWING IS COPYRIGHTED AND MUST NOT BE USED, REPRODUCED, OR REVISED WITHOUT WRITTEN PERMISSION.
ALL DIMENSIONS ARE IN MILLIMETERS UNLESS OTHERWISE NOTED. VERIFY DIMENSIONS.
DO NOT SCALE THIS DRAWING.
REPORT INCONSISTENCIES AND OMISSIONS TO THE CONSULTANT FOR CLARIFICATION BEFORE COMMENCING WITH THE WORK.
DEVIATIONS FROM THE CONTRACT DOCUMENTS WITHOUT WRITTEN APPROVAL FROM THE CONSULTANT ARE SUBJECT TO CORRECTION AT THE CONTRACTOR'S EXPENSE.



UBC EXCHANGE GAGE
SOUTH RESIDENCE

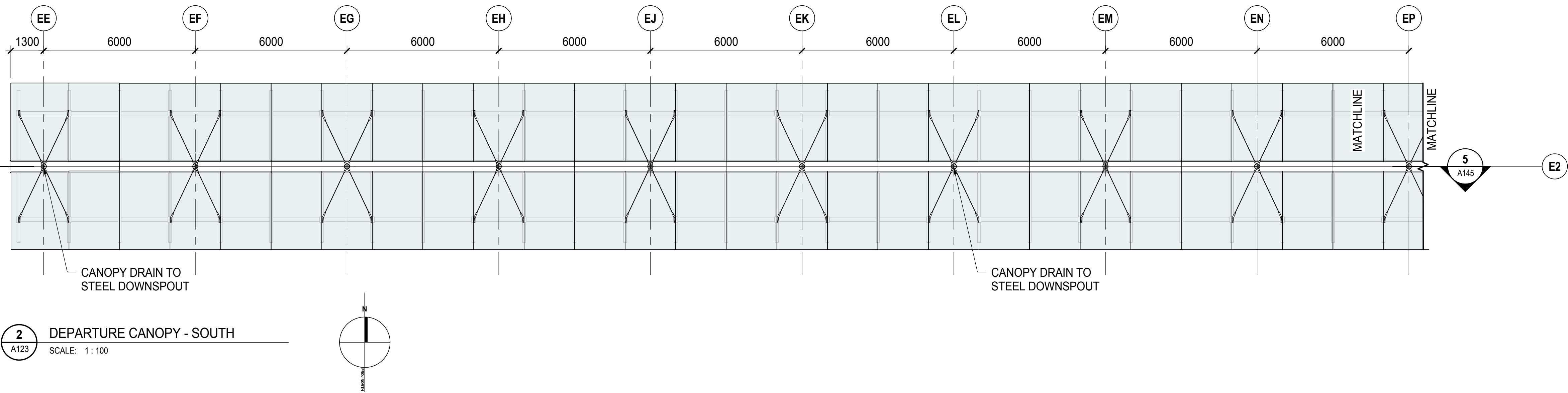
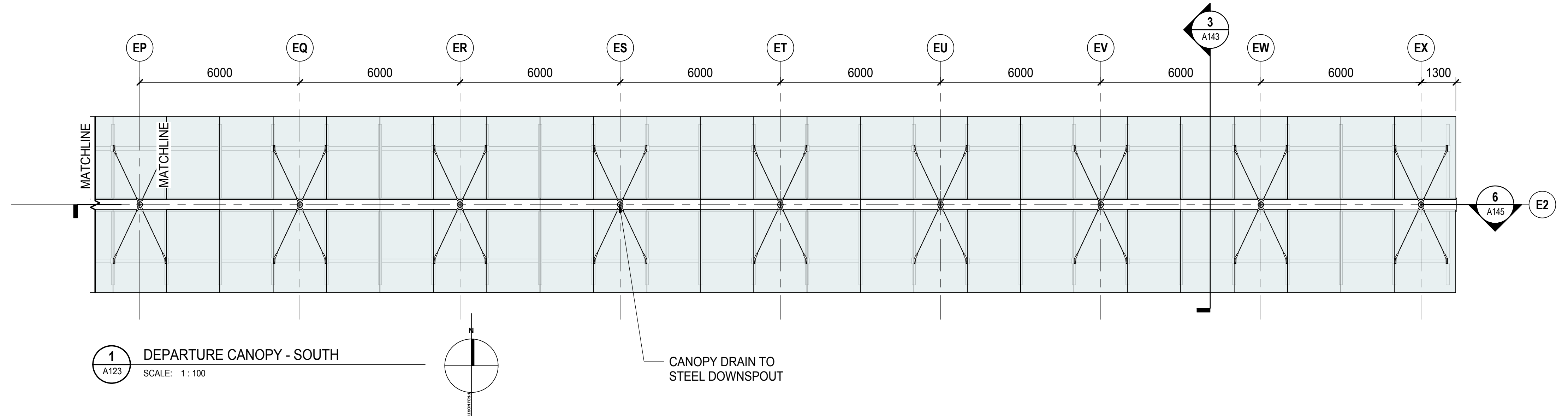
EXCHANGE PLAN AT
CANOPY

DRAWN: Author CHECKER: Checker

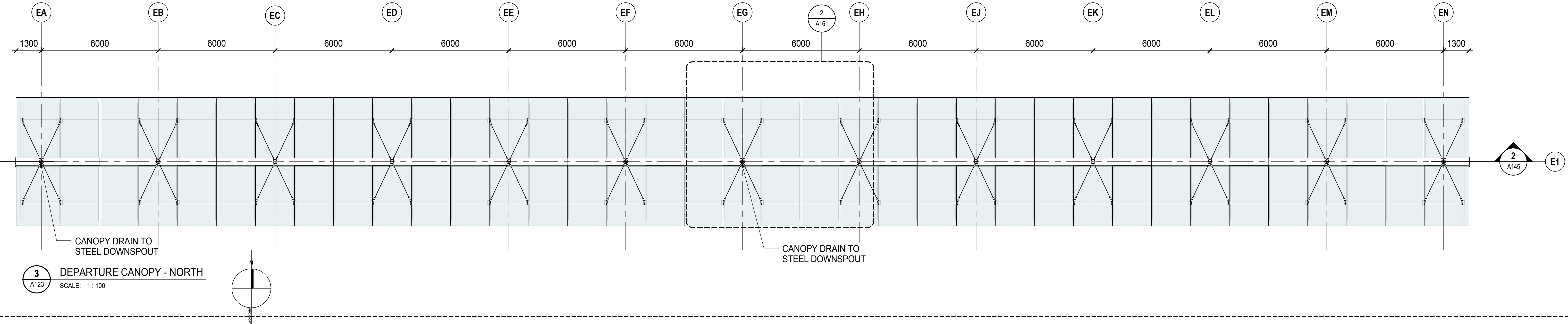
A122

- ISSUED FOR
- 1 2016-04-22 IFC - INTERIM EXCHANGE
 - 2 2016-06-30 ISSUE FOR 60% COORDINATION
 - 3 2016-07-18 ISSUE FOR 70% COORDINATION
 - 4 2016-08-31 ISSUE FOR 99% COORDINATION
 - 5 2016-09-23 REISSUE FOR DP

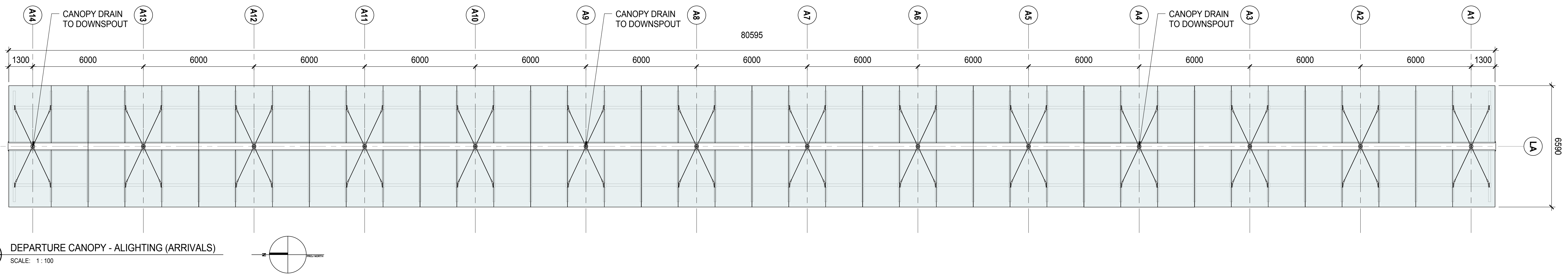
FOR INFORMATION ONLY
NOT FOR CONSTRUCTION



AS-BUILT INTERIM EXCHANGE
SCOPE BOUNDARY (APPROX.)



METRIC
THIS DRAWING IS COPYRIGHTED AND MUST NOT BE USED, REPRODUCED, OR REVISED WITHOUT WRITTEN PERMISSION.
ALL DIMENSIONS ARE IN MILLIMETERS UNLESS OTHERWISE NOTED. VERIFY DIMENSIONS. DO NOT SCALE THIS DRAWING.
REPORT INCONSISTENCIES AND OMISSIONS TO THE CONSULTANT FOR CLARIFICATION BEFORE COMMENCING WITH THE WORK.
DEVIATIONS FROM THE CONTRACT DOCUMENTS WITHOUT WRITTEN APPROVAL FROM THE CONSULTANT ARE SUBJECT TO CORRECTION AT THE CONTRACTOR'S EXPENSE.

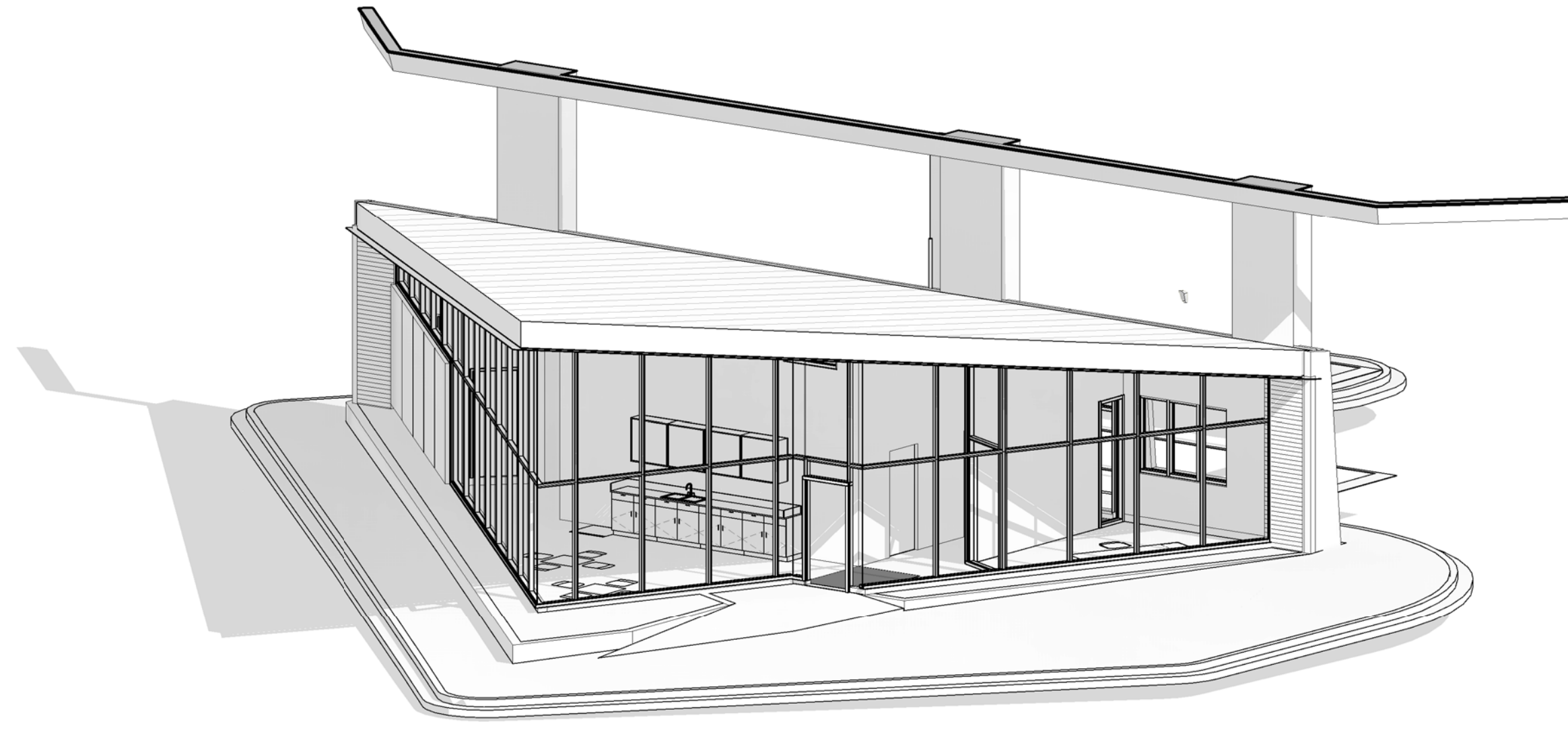


UBC EXCHANGE GAGE
SOUTH RESIDENCE

CANOPY PLAN

DRAWN: Author CHECKER: Checker

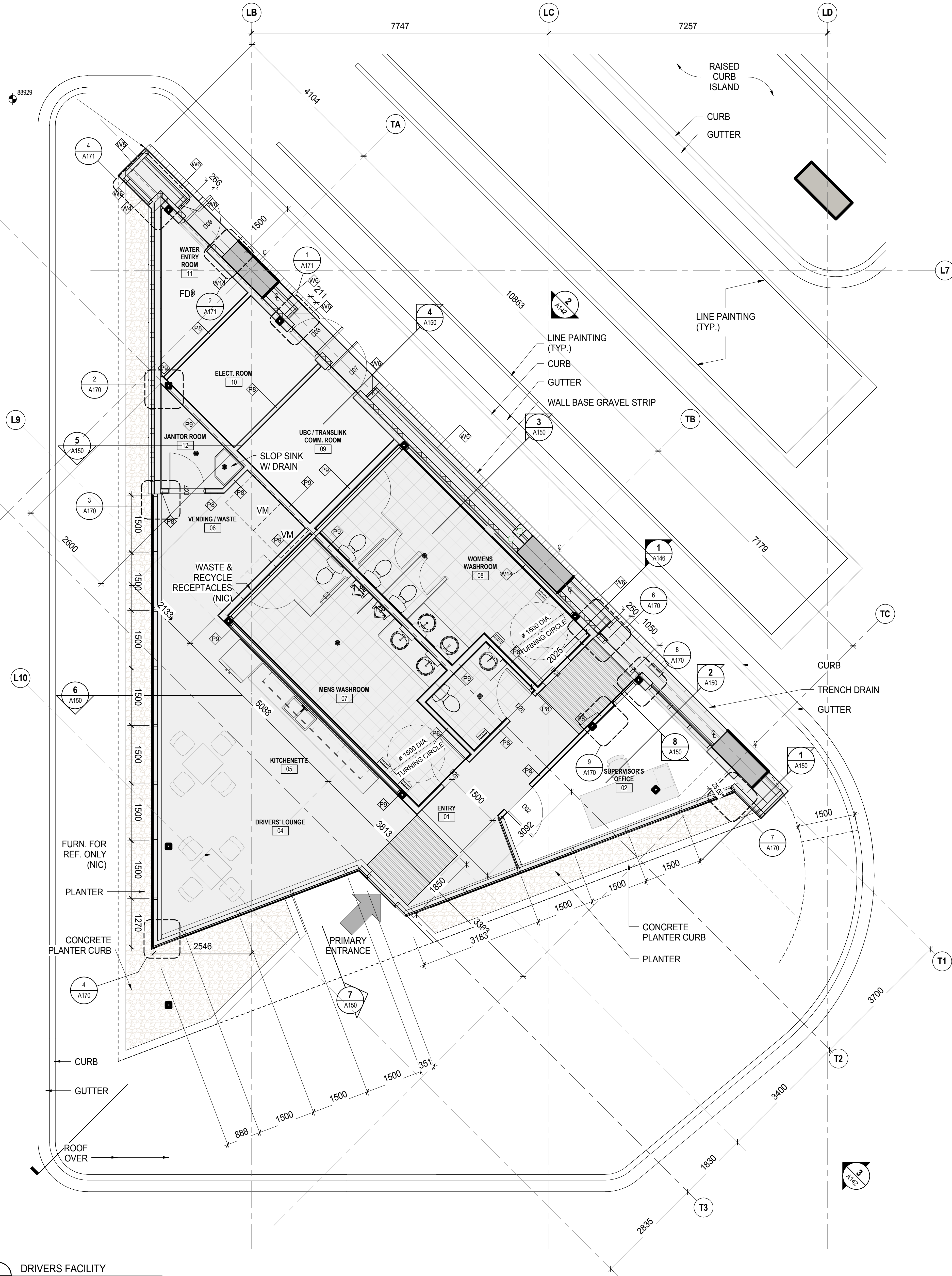
A123




2 DRIVERS' FACILITY ISOMETRIC REFERENCE
SCALE:

GENERAL PLAN NOTES:

1. DIMENSIONS ARE TO CENTRELINE OF COLUMNS, OUTSIDE FACE OF CONCRETE & CMU BLOCKS OF STRUCTURE U.N.O.
2. DIMENSIONS ARE TO FACE OF METAL STUD FOR PARTITIONS U.N.O.
3. SEE A180 FOR FINISHED AND INTERIOR MATERIALS



1 DRIVERS FACILITY
SCALE: 1:50

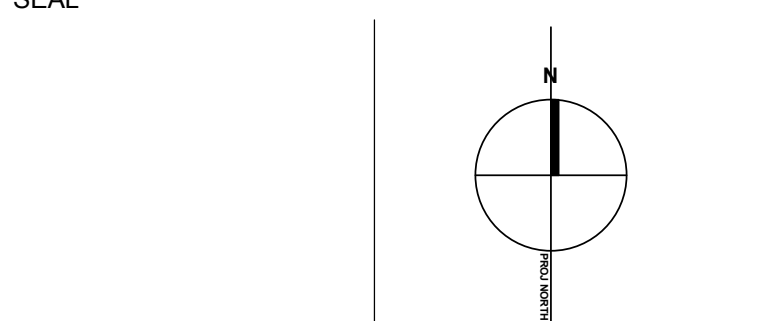


ISSUED FOR

1	2016-04-22	IFC - INTERIM EXCHANGE
2	2016-06-30	ISSUE FOR 60% COORDINATION
3	2016-07-18	ISSUE FOR 70% COORDINATION
4	2016-08-31	ISSUE FOR 99% COORDINATION
5	2016-09-23	REISSUE FOR DP

FOR INFORMATION ONLY
NOT FOR CONSTRUCTION

METRIC
THIS DRAWING IS COPYRIGHTED AND MUST NOT BE USED, REPRODUCED, OR REVISED WITHOUT WRITTEN PERMISSION.
ALL DIMENSIONS ARE IN MILLIMETERS UNLESS OTHERWISE NOTED. VERIFY DIMENSIONS. DO NOT SCALE THIS DRAWING.
REPORT INCONSISTENCIES AND OMISSIONS TO THE CONSULTANT FOR CLARIFICATION BEFORE COMMENCING WITH THE WORK.
DEVIATIONS FROM THE CONTRACT DOCUMENTS WITHOUT WRITTEN APPROVAL FROM THE CONSULTANT ARE SUBJECT TO CORRECTION AT THE CONTRACTOR'S EXPENSE.



UBC EXCHANGE GAGE
SOUTH RESIDENCE

DRIVERS FACILITY
FLOOR PLAN

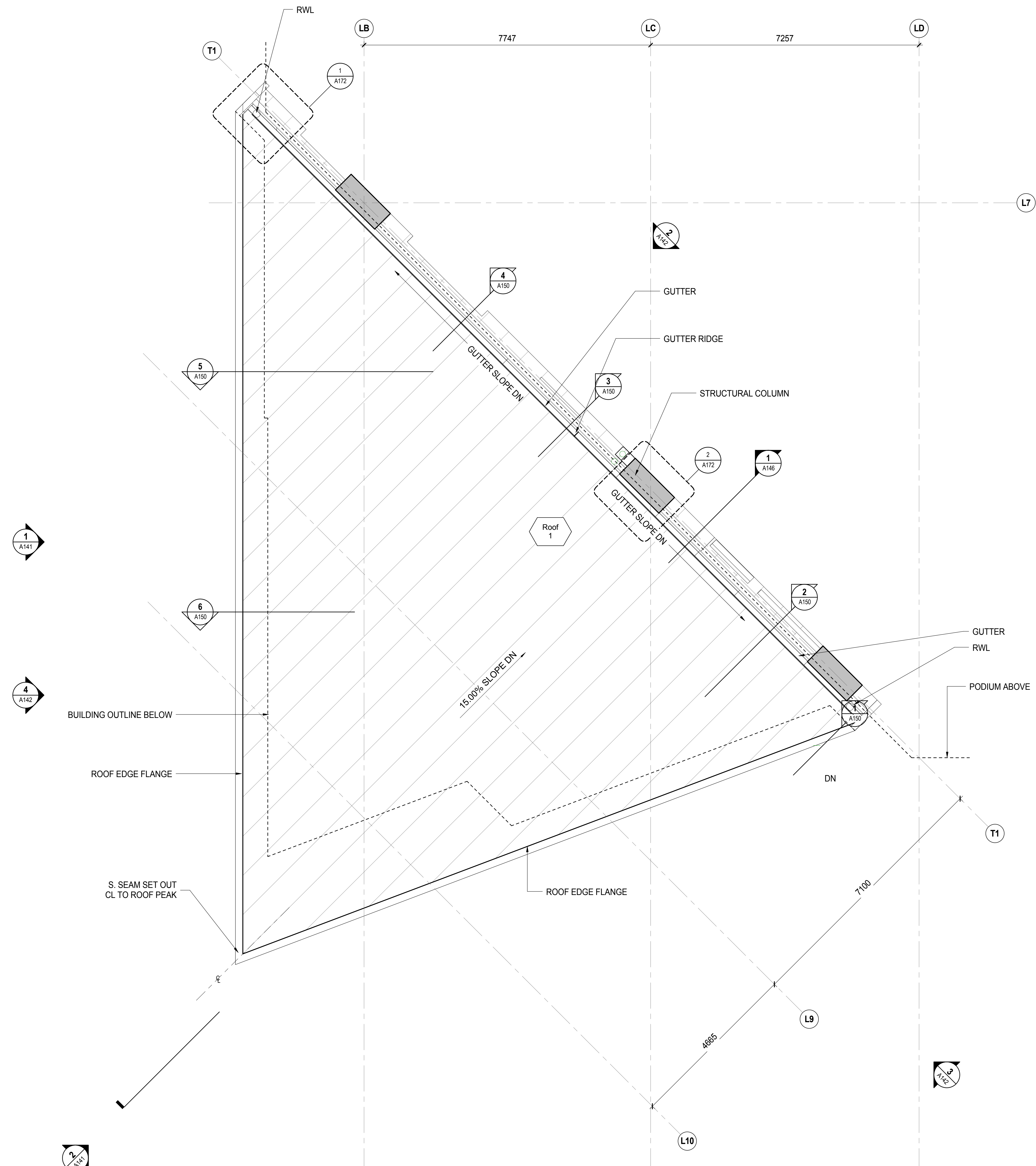
DRAWN: Author CHECKER: Checker

A125

ISSUED FOR

1	2016-04-22	IFC - INTERIM EXCHANGE
2	2016-06-30	ISSUE FOR 60% COORDINATION
3	2016-07-18	ISSUE FOR 70% COORDINATION
4	2016-08-31	ISSUE FOR 99% COORDINATION
5	2016-09-23	REISSUE FOR DP

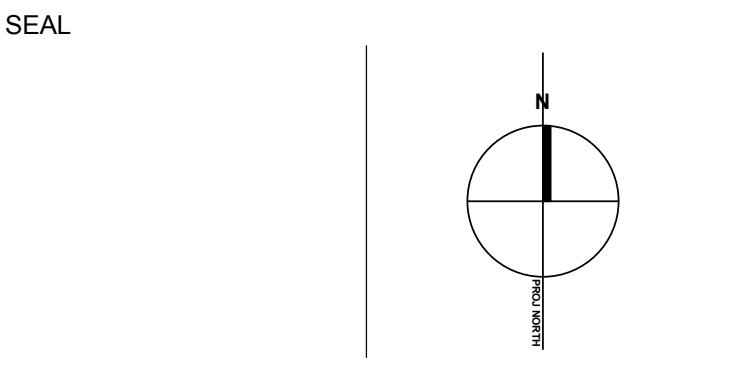
FOR INFORMATION ONLY
NOT FOR CONSTRUCTION



1 ROOF PLAN - DRIVERS FACILITY
A126 SCALE: 1 : 50

METRIC
THIS DRAWING IS COPYRIGHTED AND MUST NOT BE USED, REPRODUCED, OR REVISED WITHOUT WRITTEN PERMISSION. ALL DIMENSIONS ARE IN MILLIMETERS UNLESS OTHERWISE NOTED. VERIFY DIMENSIONS. DO NOT SCALE THIS DRAWING.

REPORT INCONSISTENCIES AND OMISSIONS TO THE CONSULTANT FOR CLARIFICATION BEFORE COMMENCING WITH THE WORK. DEVIATIONS FROM THE CONTRACT DOCUMENTS WITHOUT WRITTEN APPROVAL FROM THE CONSULTANT ARE SUBJECT TO CORRECTION AT THE CONTRACTOR'S EXPENSE.



UBC EXCHANGE GAGE
SOUTH RESIDENCE

DRIVERS FACILITY
ROOF PLAN

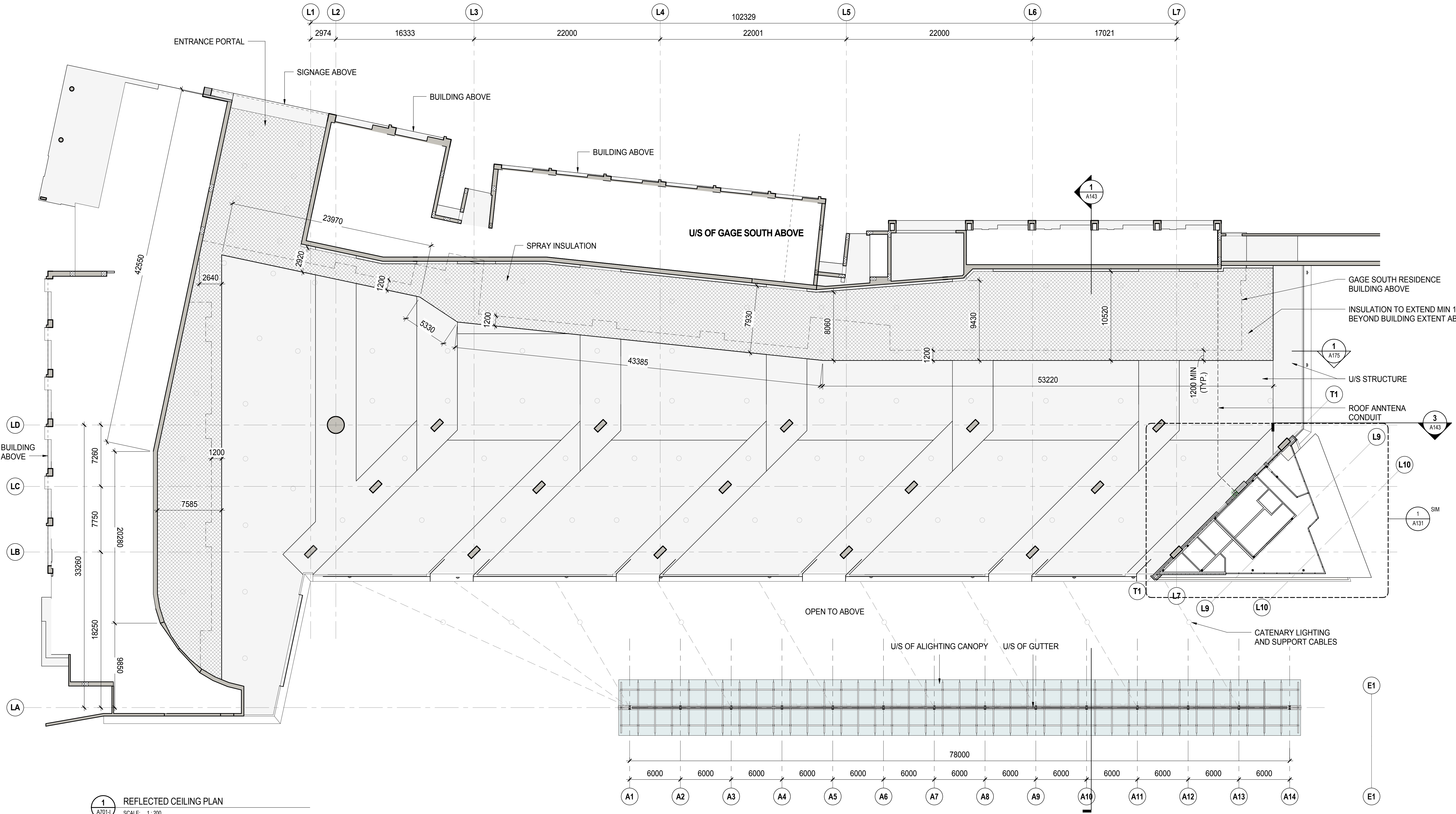
DRAWN: Author CHECKER: Checker

A126

ISSUED FOR

1	2016-04-22	IFC - INTERIM EXCHANGE
2	2016-06-30	ISSUE FOR 60% COORDINATION
3	2016-07-18	ISSUE FOR 70% COORDINATION
4	2016-08-31	ISSUE FOR 99% COORDINATION

FOR INFORMATION ONLY
NOT FOR CONSTRUCTION



1 REFLECTED CEILING PLAN
SCALE: 1:200

METRIC
THIS DRAWING IS COPYRIGHTED AND MUST NOT BE USED, REPRODUCED, OR REVISED WITHOUT WRITTEN PERMISSION.
ALL DIMENSIONS ARE IN MILLIMETERS UNLESS OTHERWISE NOTED. VERIFY DIMENSIONS. DO NOT SCALE THIS DRAWING.
REPORT INCONSISTENCIES AND OMISSIONS TO THE CONSULTANT FOR CLARIFICATION BEFORE COMMENCING WITH THE WORK.
DEVIATIONS FROM THE CONTRACT DOCUMENTS WITHOUT WRITTEN APPROVAL FROM THE CONSULTANT ARE SUBJECT TO CORRECTION AT THE CONTRACTOR'S EXPENSE.

UBC EXCHANGE GAGE SOUTH RESIDENCE


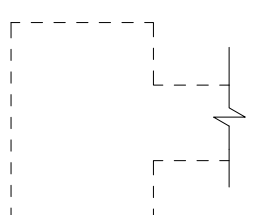
LAYOVER CEILING PLANS

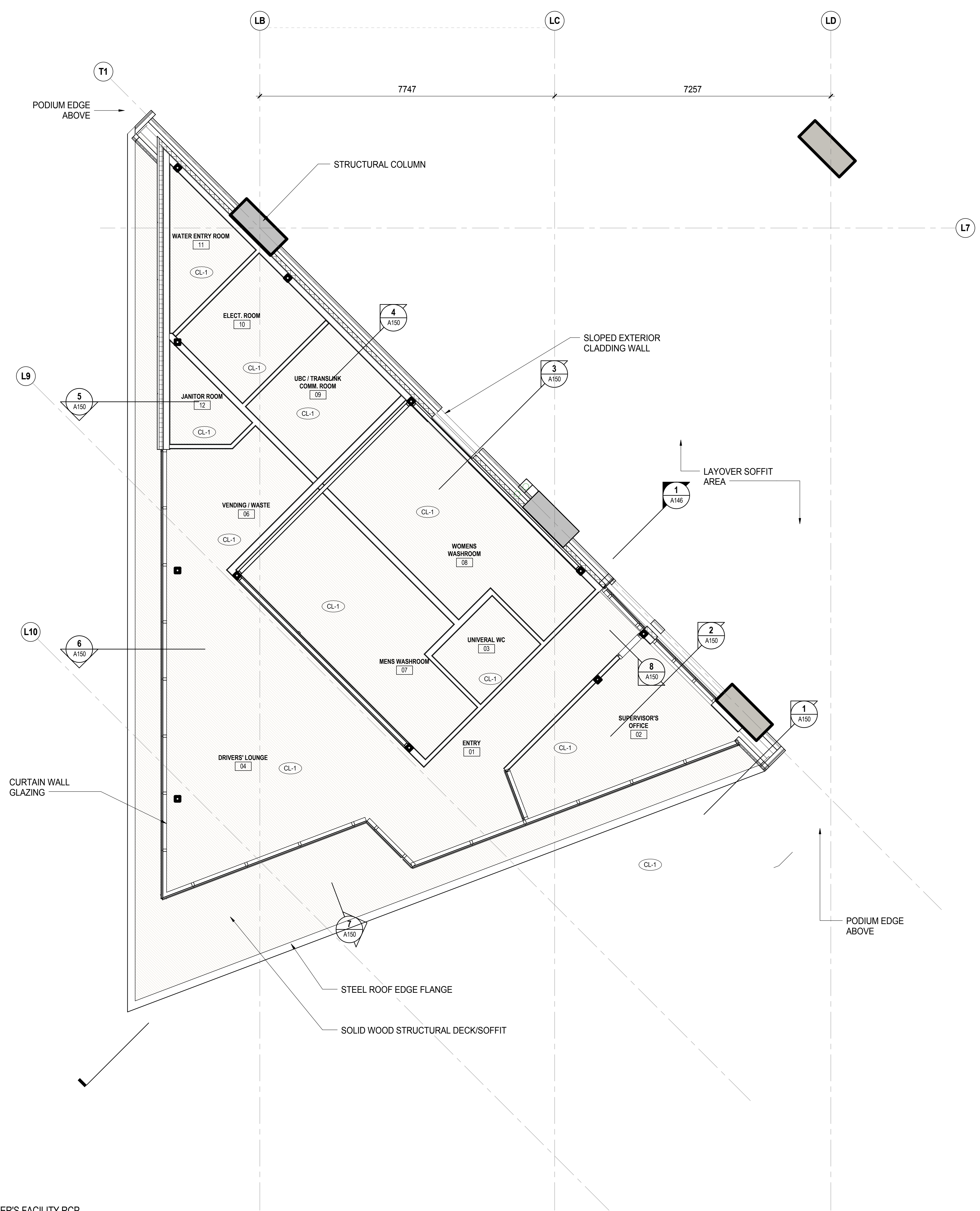
DRAWN: Author CHECKER: Checker

A130

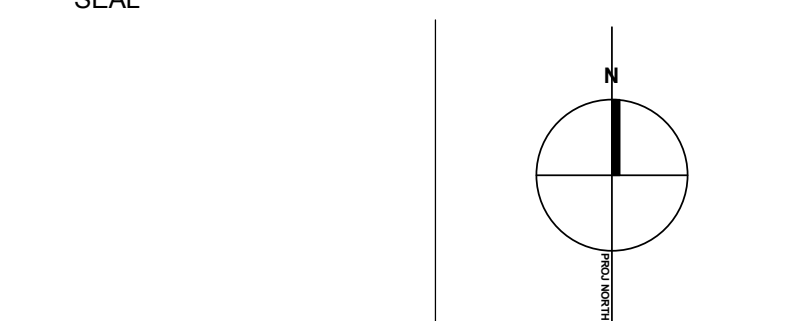
ISSUED FOR
 1 2016-04-22 IFC - INTERIM EXCHANGE
 2 2016-06-30 ISSUE FOR 60% COORDINATION
 3 2016-07-18 ISSUE FOR 70% COORDINATION
 4 2016-08-31 ISSUE FOR 99% COORDINATION

FOR INFORMATION ONLY
 NOT FOR CONSTRUCTION

LEGEND:
 LIGHT FIXTURE
 (SEE ELECTRICAL)
 HVAC EQUIPMENT & DISTRIBUTION
 (SEE MECHANICAL)



METRIC
 THIS DRAWING IS COPYRIGHTED AND MUST NOT BE USED, REPRODUCED, OR REVISED WITHOUT WRITTEN PERMISSION.
 ALL DIMENSIONS ARE IN MILLIMETERS UNLESS OTHERWISE NOTED. VERIFY DIMENSIONS. DO NOT SCALE THIS DRAWING.
 REPORT INCONSISTENCIES AND OMISSIONS TO THE CONSULTANT FOR CLARIFICATION BEFORE COMMENCING WITH THE WORK.
 DEVIATIONS FROM THE CONTRACT DOCUMENTS WITHOUT WRITTEN APPROVAL FROM THE CONSULTANT ARE SUBJECT TO CORRECTION AT THE CONTRACTOR'S EXPENSE.



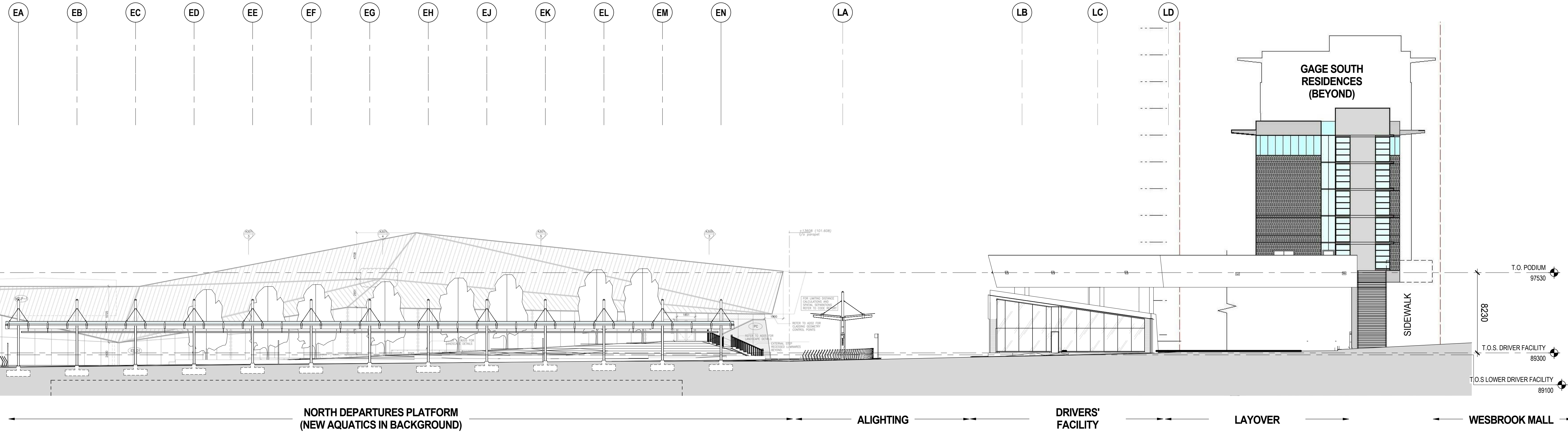
UBC EXCHANGE GAGE
 SOUTH RESIDENCE

DRIVERS FACILITY
 CEILING PLAN

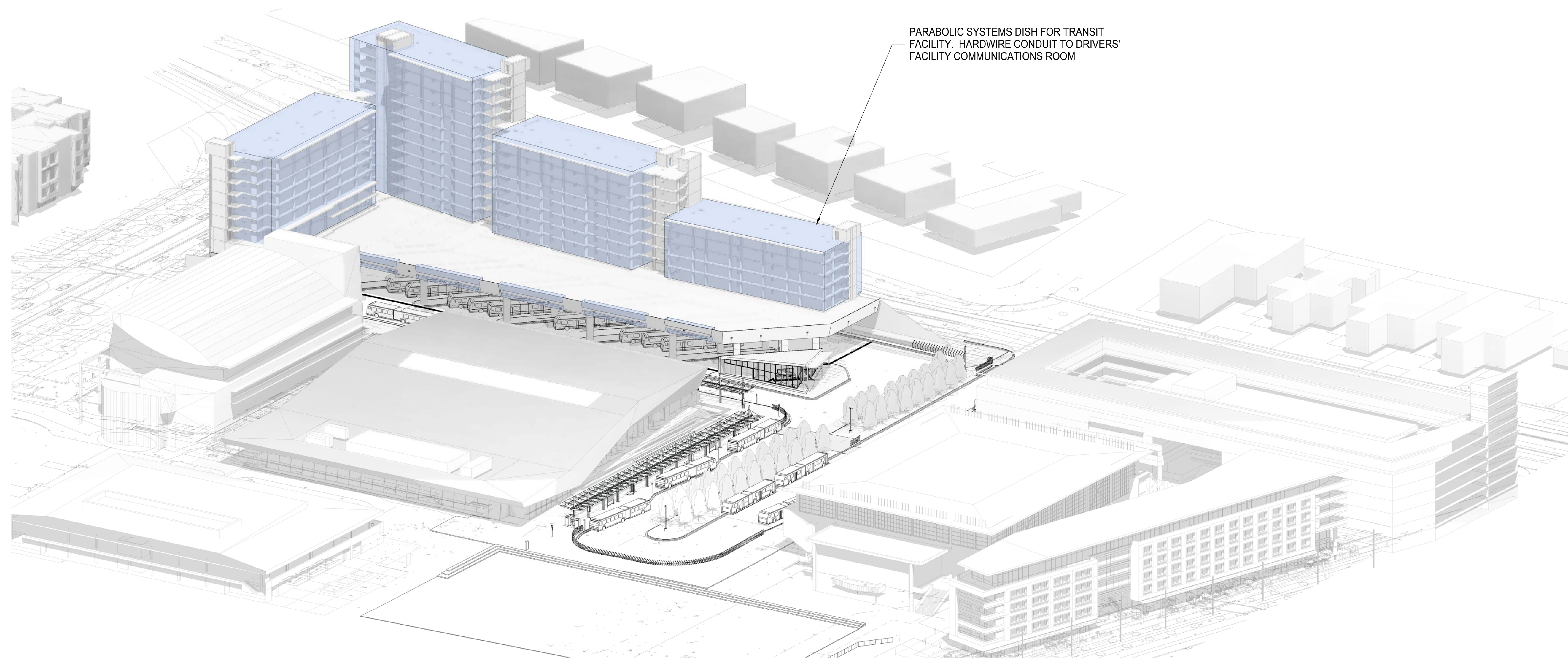
DRAWN: Author CHECKER: Checker

A131

1 DRIVER'S FACILITY RCP
 A130 SCALE: 1:50



1 NORTH DEPARTURE PLATFORM
SCALE: 1:200



2 SOUTH PODIUM & EXCHANGE ISOMETRIC
SCALE:

ISSUED FOR
 1 2016-06-30 ISSUE FOR 60% COORDINATION
 2 2016-07-18 ISSUE FOR 70% COORDINATION
 3 2016-08-31 ISSUE FOR 99% COORDINATION
 4 2016-09-23 REISSUE FOR DP

FOR INFORMATION ONLY
 NOT FOR CONSTRUCTION

METRIC
 THIS DRAWING IS COPYRIGHTED AND MUST NOT BE USED, REPRODUCED, OR REVISED WITHOUT WRITTEN PERMISSION.
 ALL DIMENSIONS ARE IN MILLIMETERS UNLESS OTHERWISE NOTED. VERIFY DIMENSIONS. DO NOT SCALE THIS DRAWING.
 REPORT INCONSISTENCIES AND OMISSIONS TO THE CONSULTANT FOR CLARIFICATION BEFORE COMMENCING WITH THE WORK.
 DEVIATIONS FROM THE CONTRACT DOCUMENTS WITHOUT WRITTEN APPROVAL FROM THE CONSULTANT ARE SUBJECT TO CORRECTION AT THE CONTRACTOR'S EXPENSE.

SEAL

UBC EXCHANGE GAGE SOUTH RESIDENCE

EXCHANGE & LAYOVER EXTERIOR ELEVATION

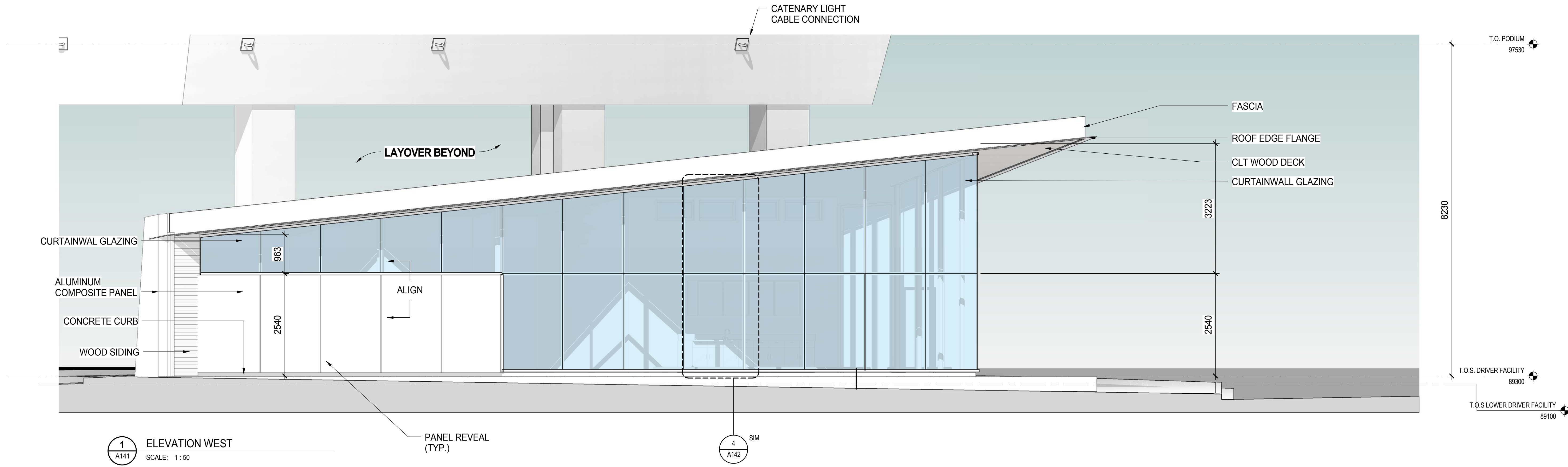
DRAWN: Author CHECKER: Checker

A140


ISSUED FOR

1	2016-04-22	IFC - INTERIM EXCHANGE
2	2016-06-30	ISSUE FOR 60% COORDINATION
3	2016-07-18	ISSUE FOR 70% COORDINATION
4	2016-08-31	ISSUE FOR 99% COORDINATION
5	2016-09-23	REISSUE FOR DP

FOR INFORMATION ONLY
NOT FOR CONSTRUCTION



1 ELEVATION WEST
SCALE: 1:50



2 ELEVATION SOUTH WEST
SCALE: 1:50

METRIC
THIS DRAWING IS COPYRIGHTED AND MUST NOT BE USED, REPRODUCED, OR REVISED WITHOUT WRITTEN PERMISSION.
ALL DIMENSIONS ARE IN MILLIMETERS UNLESS OTHERWISE NOTED. VERIFY DIMENSIONS. DO NOT SCALE THIS DRAWING.
REPORT INCONSISTENCIES AND OMISSIONS TO THE CONSULTANT FOR CLARIFICATION BEFORE COMMENCING WITH THE WORK.
DEVIATIONS FROM THE CONTRACT DOCUMENTS WITHOUT WRITTEN APPROVAL FROM THE CONSULTANT ARE SUBJECT TO CORRECTION AT THE CONTRACTOR'S EXPENSE.

UBC EXCHANGE GAGE
SOUTH RESIDENCE

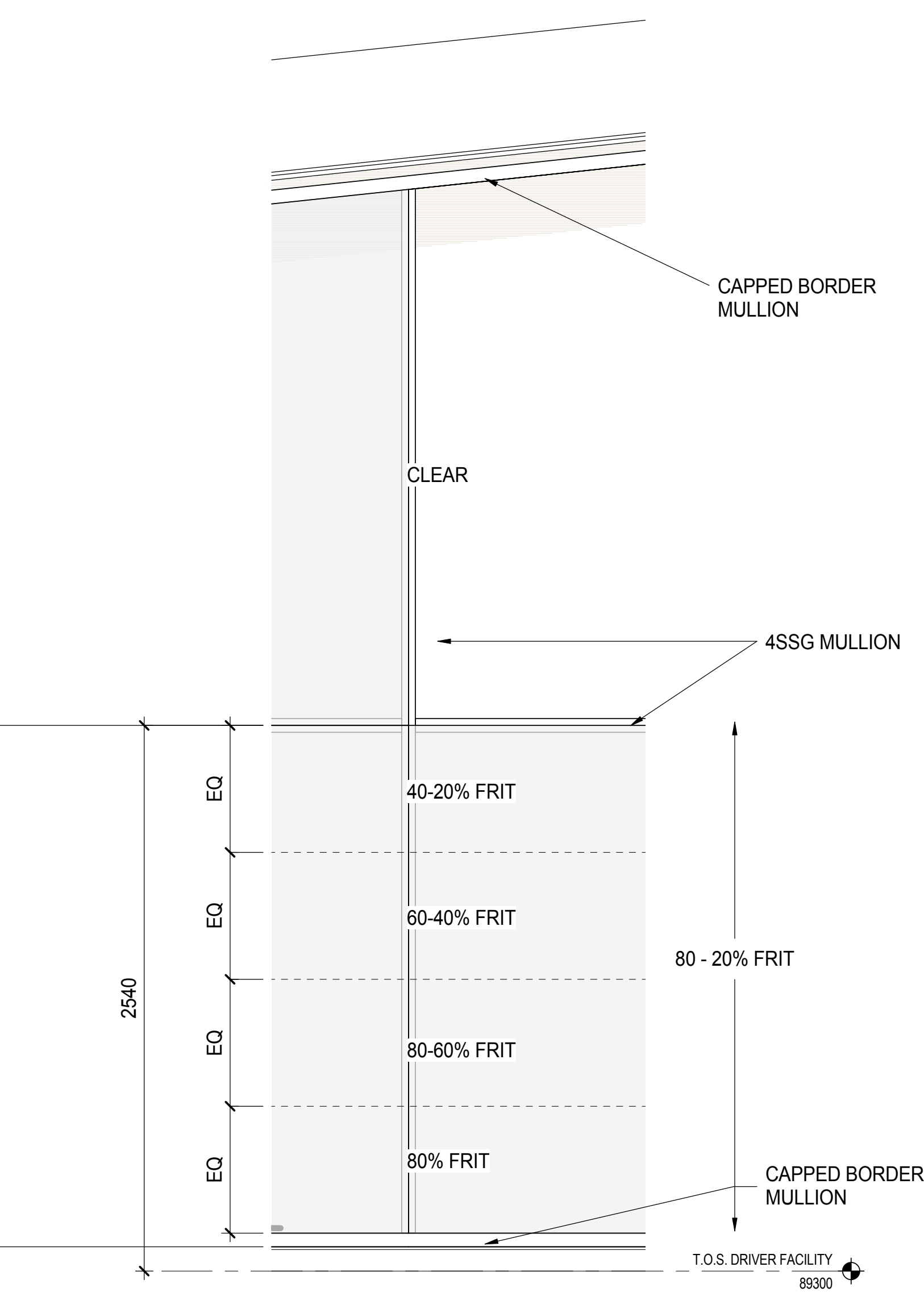
DRIVERS' FACILITY
EXTERIOR
ELEVATIONS

DRAWN: Author CHECKER: Checker

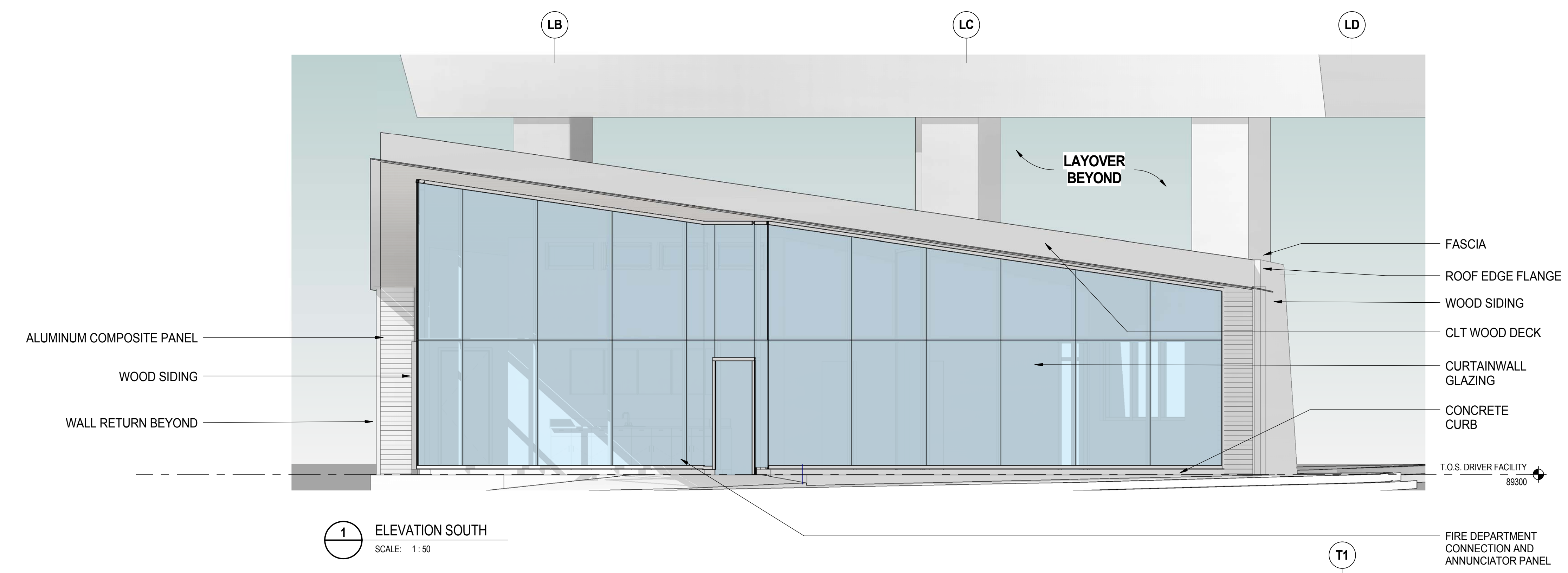
A141

ISSUED FOR
 1 2016-04-22 IFC - INTERIM EXCHANGE
 2 2016-06-30 ISSUE FOR 60% COORDINATION
 3 2016-07-18 ISSUE FOR 70% COORDINATION
 4 2016-08-31 ISSUE FOR 99% COORDINATION
 5 2016-09-23 REISSUE FOR DP

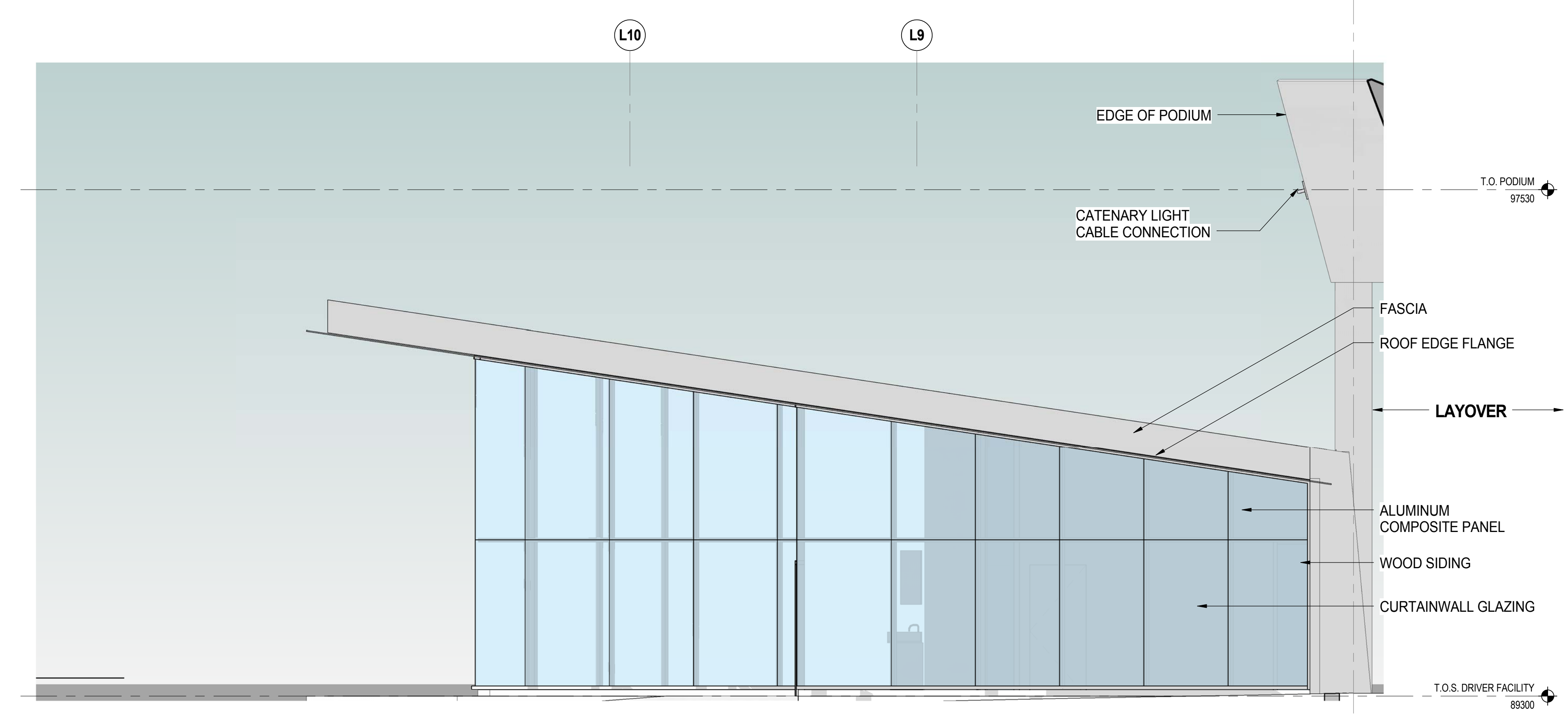
FOR INFORMATION ONLY
 NOT FOR CONSTRUCTION



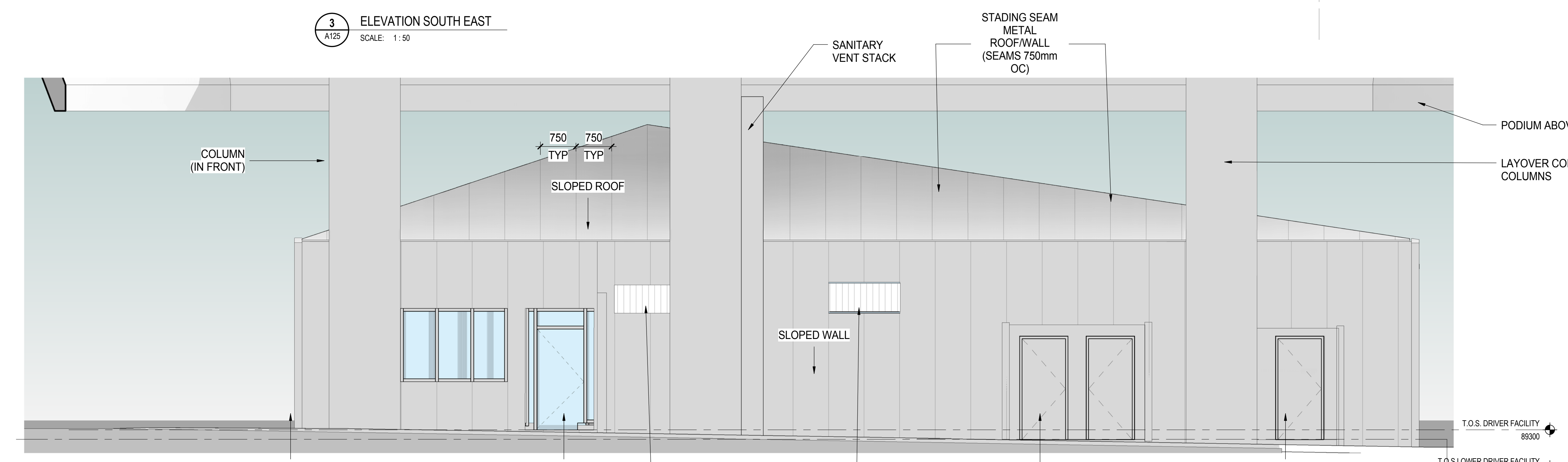
4 TYPICAL GLAZING PANEL DIAGRAM
 A142 SCALE: 1:20



1 ELEVATION SOUTH
 SCALE: 1:50



3 ELEVATION SOUTH EAST
 A125 SCALE: 1:50



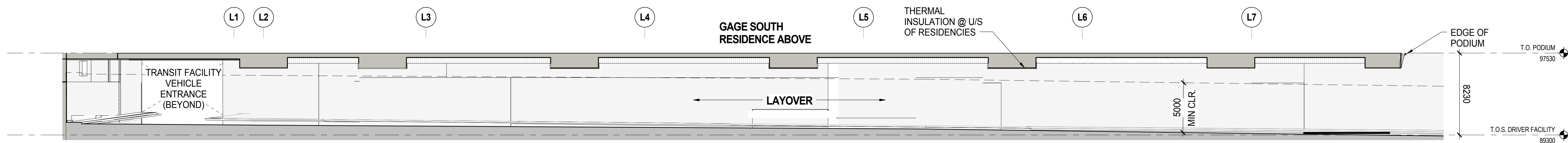
2 ELEVATION NORTH EAST
 A125 SCALE: 1:50

METRIC
 THIS DRAWING IS COPYRIGHTED AND MUST NOT BE USED, REPRODUCED, OR REVISED WITHOUT WRITTEN PERMISSION.
 ALL DIMENSIONS ARE IN MILLIMETERS UNLESS OTHERWISE NOTED. VERIFY DIMENSIONS. DO NOT SCALE THIS DRAWING.
 REPORT INCONSISTENCIES AND OMISSIONS TO THE CONSULTANT FOR CLARIFICATION BEFORE COMMENCING WITH THE WORK.
 DEVIATIONS FROM THE CONTRACT DOCUMENTS WITHOUT WRITTEN APPROVAL FROM THE CONSULTANT ARE SUBJECT TO CORRECTION AT THE CONTRACTOR'S EXPENSE.
 SEAL

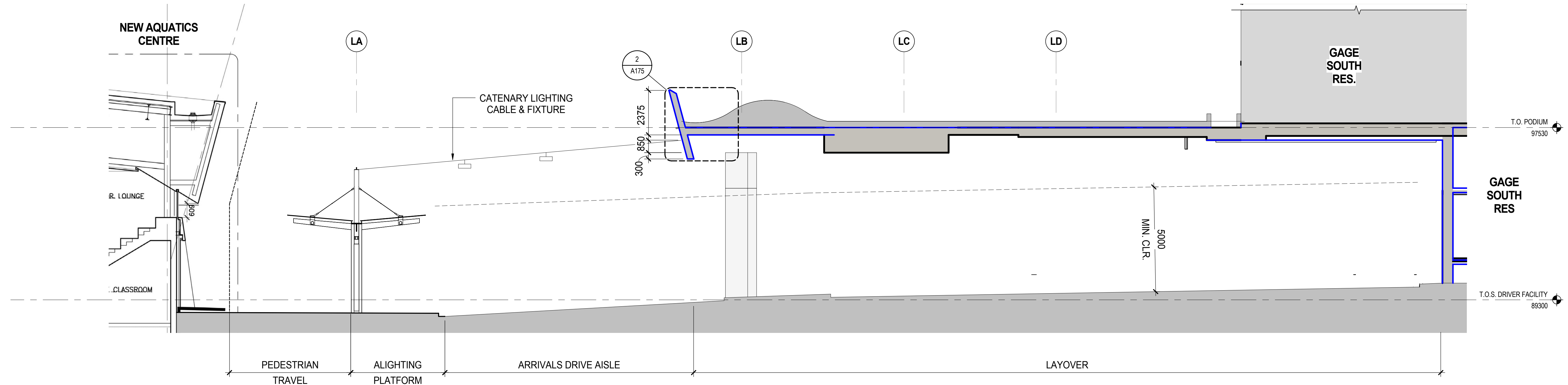
UBC EXCHANGE GAGE SOUTH RESIDENCE

DRIVERS' FACILITY EXTERIOR ELEVATIONS
 DRAWN: Author CHECKER: Checker

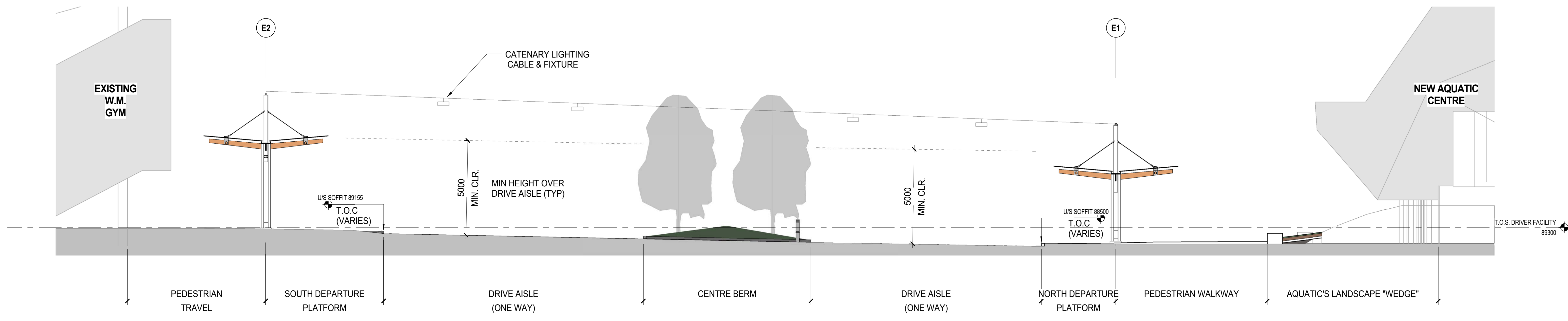
A142



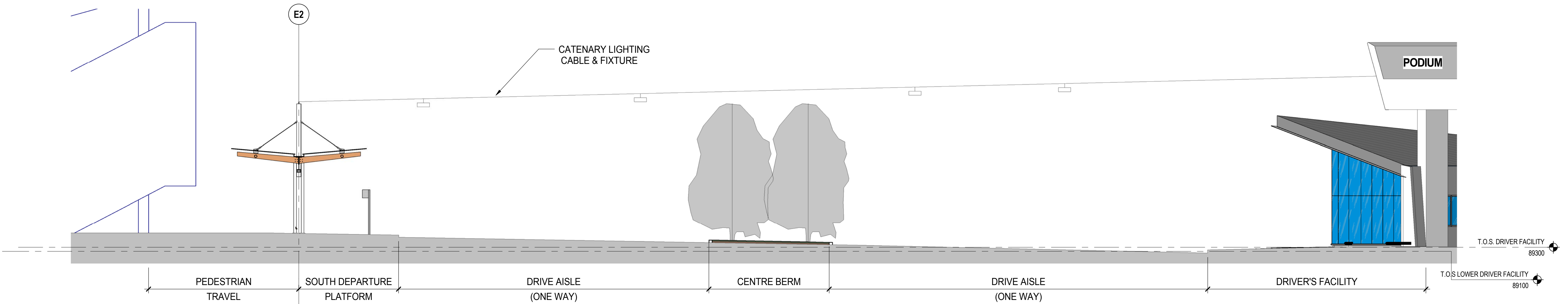
2 SECTION - LAYOVER N-S
A143 SCALE: 1:200



1 SECTION - ALIGHTING PLATFORM & LAYOVER
A143 SCALE: 1:100



6 SOUTH DEPARTURE SECTION
A143 SCALE: 1:100



3 SOUTH DEPARTURE SECTION
A143 SCALE: 1:100

ISSUED FOR
1 2016-04-22 IFC - INTERIM EXCHANGE
2 2016-06-30 ISSUE FOR 60% COORDINATION
3 2016-07-18 ISSUE FOR 70% COORDINATION
4 2016-08-31 ISSUE FOR 99% COORDINATION
5 2016-09-23 REISSUE FOR DP

FOR INFORMATION ONLY
NOT FOR CONSTRUCTION

METRIC
THIS DRAWING IS COPYRIGHTED AND MUST NOT BE USED, REPRODUCED, OR REVISED WITHOUT WRITTEN PERMISSION.
ALL DIMENSIONS ARE IN MILLIMETERS UNLESS OTHERWISE NOTED. VERIFY DIMENSIONS. DO NOT SCALE THIS DRAWING.
REPORT INCONSISTENCIES AND OMISSIONS TO THE CONSULTANT FOR CLARIFICATION BEFORE COMMENCING WITH THE WORK.
DEVIATIONS FROM THE CONTRACT DOCUMENTS WITHOUT WRITTEN APPROVAL FROM THE CONSULTANT ARE SUBJECT TO CORRECTION AT THE CONTRACTOR'S EXPENSE.

SEAL

UBC EXCHANGE GAGE SOUTH RESIDENCE

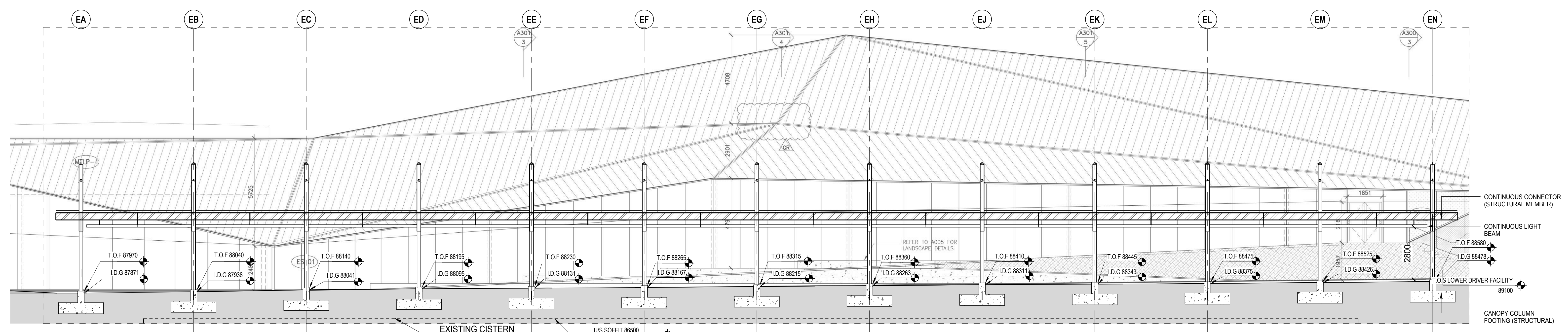
OVERALL SECTIONS

DRAWN: Author CHECKER: Checker

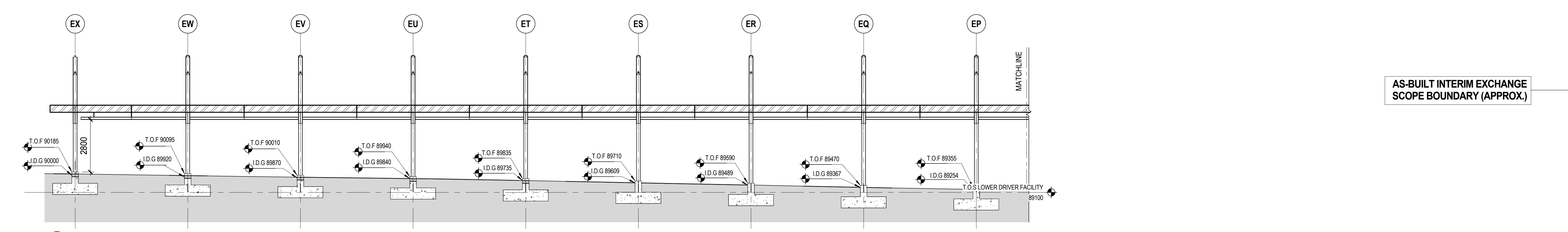
A143

ISSUED FOR
 1 2016-04-22 IFC - INTERIM EXCHANGE
 2 2016-06-30 ISSUE FOR 60% COORDINATION
 3 2016-07-18 ISSUE FOR 70% COORDINATION
 4 2016-08-31 ISSUE FOR 99% COORDINATION
 5 2016-09-23 REISSUE FOR DP

FOR INFORMATION ONLY
 NOT FOR CONSTRUCTION

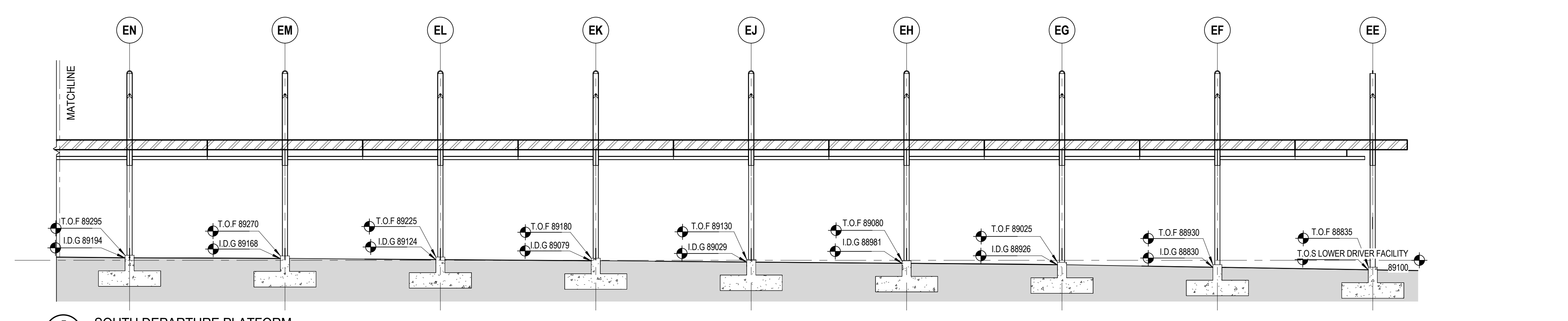


2 NORTH DEPARTURE PLATFORM
 SCALE: 1:100



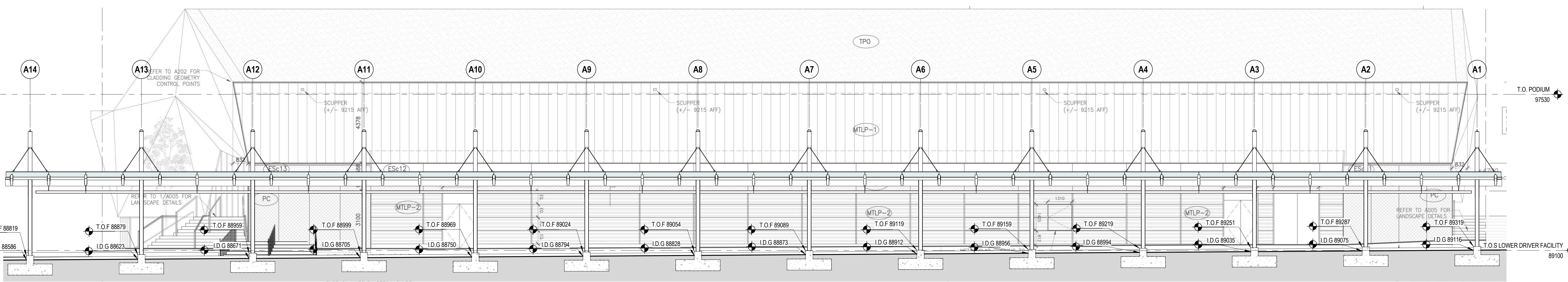
6 SOUTH DEPARTURE PLATFORM
 SCALE: 1:100

AS-BUILT INTERIM EXCHANGE
 SCOPE BOUNDARY (APPROX.)



5 SOUTH DEPARTURE PLATFORM
 SCALE: 1:100

METRIC
 THIS DRAWING IS COPYRIGHTED AND MUST NOT BE USED, REPRODUCED, OR REVISED WITHOUT WRITTEN PERMISSION.
 ALL DIMENSIONS ARE IN MILLIMETERS UNLESS OTHERWISE NOTED. VERIFY DIMENSIONS.
 DO NOT SCALE THIS DRAWING.
 REPORT INCONSISTENCIES AND OMISSIONS TO THE CONSULTANT FOR CLARIFICATION BEFORE COMMENCING WITH THE WORK.
 DEVIATIONS FROM THE CONTRACT DOCUMENTS WITHOUT WRITTEN APPROVAL FROM THE CONSULTANT ARE SUBJECT TO CORRECTION AT THE CONTRACTOR'S EXPENSE.
 SEAL



4 ARRIVALS PLATFORM
 SCALE: 1:100

UBC EXCHANGE GAGE
 SOUTH RESIDENCE

CANOPY SECTIONS

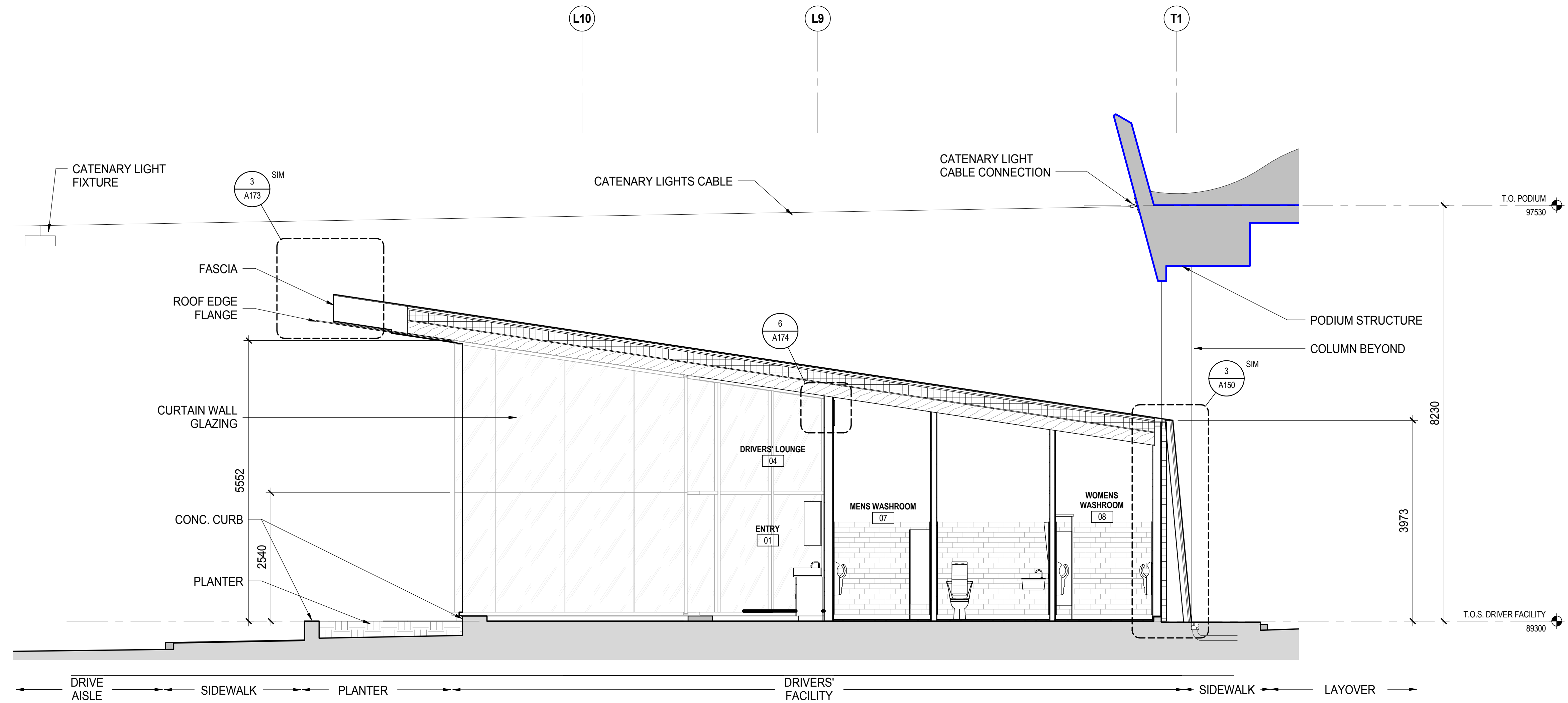
DRAWN: Author CHECKER: Checker

A145

ISSUED FOR

1	2016-04-22	IFC - INTERIM EXCHANGE
2	2016-06-30	ISSUE FOR 60% COORDINATION
3	2016-07-18	ISSUE FOR 70% COORDINATION
4	2016-08-31	ISSUE FOR 99% COORDINATION
5	2016-09-23	REISSUE FOR DP

FOR INFORMATION ONLY
NOT FOR CONSTRUCTION



1 SECTION - DRIVERS' FACILITY
SCALE: 1:50

METRIC
THIS DRAWING IS COPYRIGHTED AND MUST NOT BE USED, REPRODUCED, OR REVISED WITHOUT WRITTEN PERMISSION.
ALL DIMENSIONS ARE IN MILLIMETERS UNLESS OTHERWISE NOTED. VERIFY DIMENSIONS. DO NOT SCALE THIS DRAWING.
REPORT INCONSISTENCIES AND OMISSIONS TO THE CONSULTANT FOR CLARIFICATION BEFORE COMMENCING WITH THE WORK.
DEVIATIONS FROM THE CONTRACT DOCUMENTS WITHOUT WRITTEN APPROVAL FROM THE CONSULTANT ARE SUBJECT TO CORRECTION AT THE CONTRACTOR'S EXPENSE.

SEAL

UBC EXCHANGE GAGE
SOUTH RESIDENCE

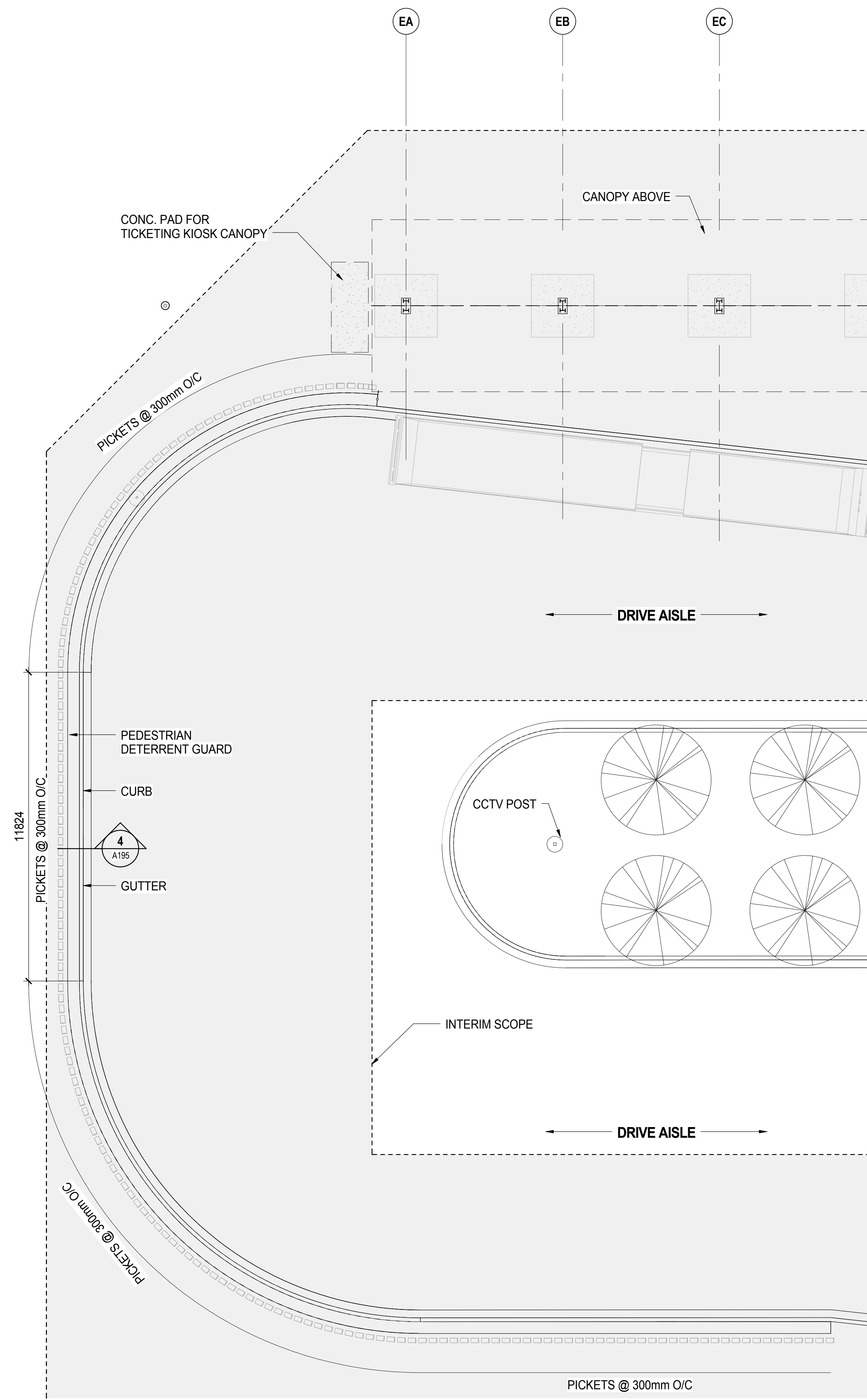
DRIVERS' FACILITY
BUILDING SECTIONS

DRAWN: Author CHECKER: Checker

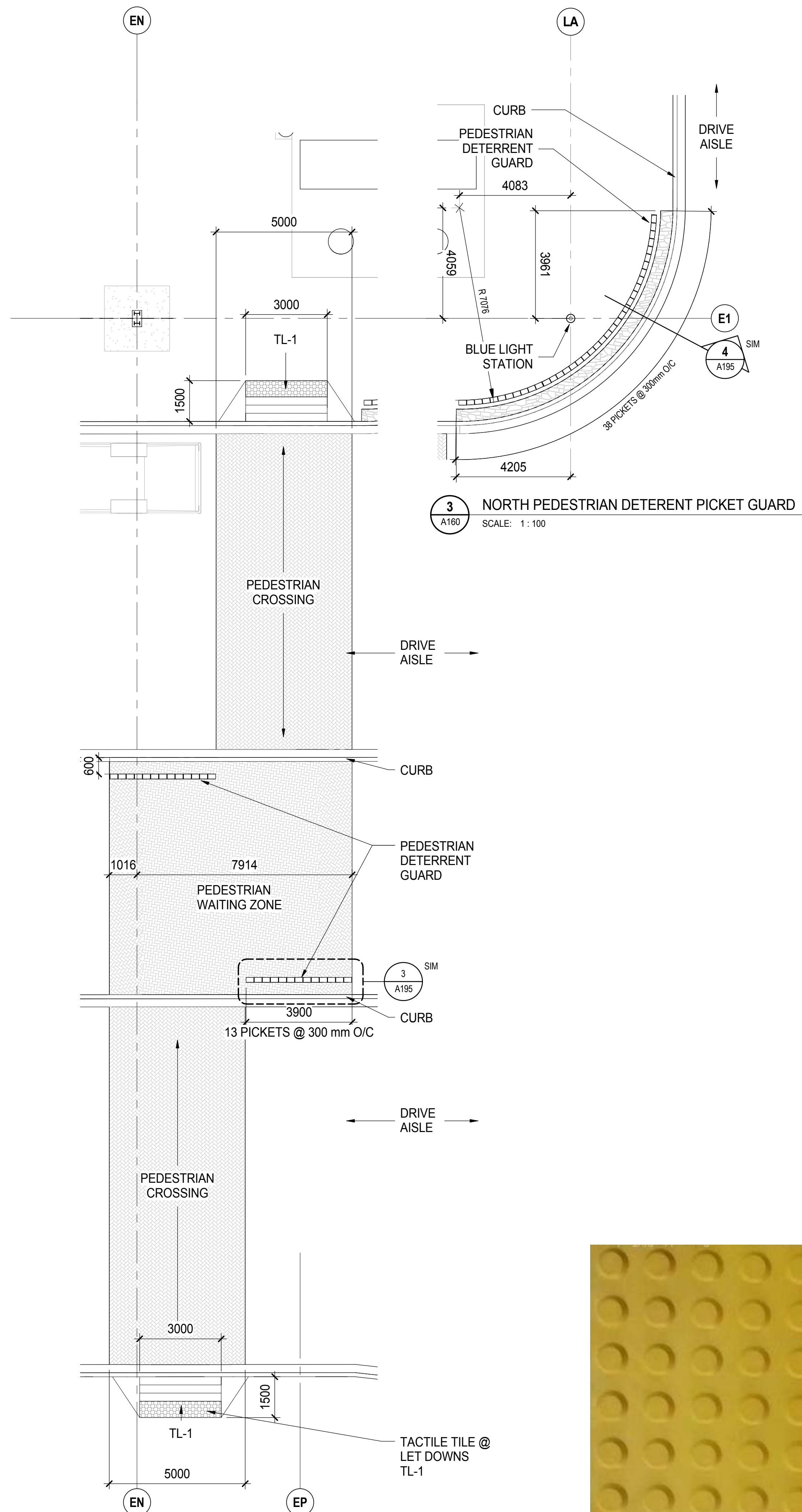
A146

- ISSUED FOR
- 1 2016-06-30 ISSUE FOR 60% COORDINATION
 - 2 2016-07-18 ISSUE FOR 70% COORDINATION
 - 3 2016-08-31 ISSUE FOR 99% COORDINATION
 - 4 2016-09-23 REISSUE FOR DP


FOR INFORMATION ONLY
NOT FOR CONSTRUCTION



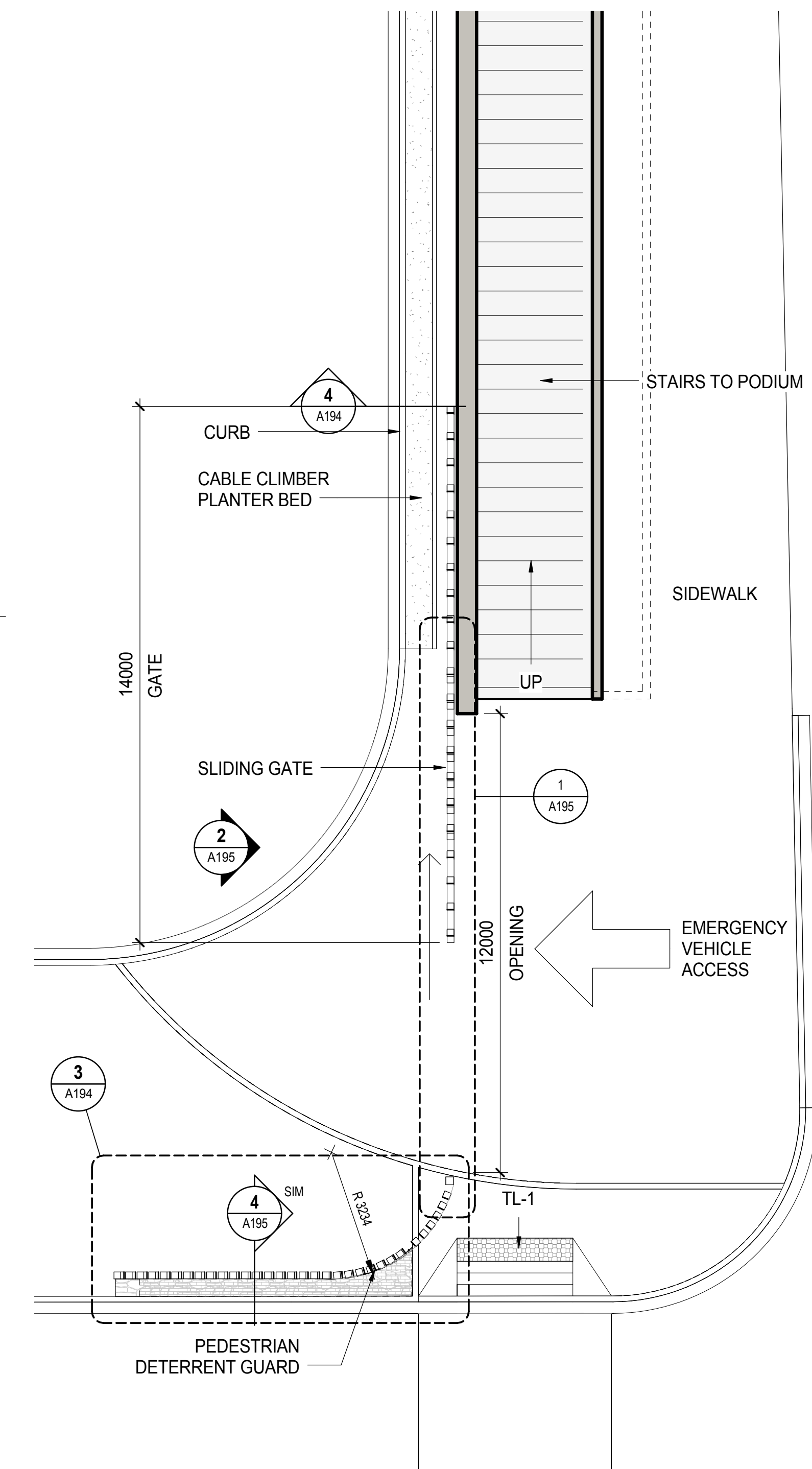
1 WEST PEDESTRIAN DETERRENT PICKET GUARD
SCALE: 1:100



2 PEDESTRIAN CROSSWALK
SCALE: 1:100

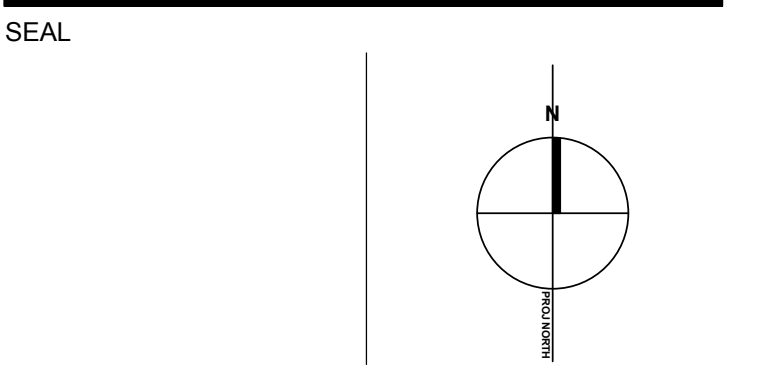


TL-1 TACTILE TILE (@ LETDOWNS)



4 EAST PEDESTRIAN DETERRENT PICKET GUARD
SCALE: 1:100

METRIC
THIS DRAWING IS COPYRIGHTED AND MUST NOT BE USED, REPRODUCED, OR REVISED WITHOUT WRITTEN PERMISSION.
ALL DIMENSIONS ARE IN MILLIMETERS UNLESS OTHERWISE NOTED. VERIFY DIMENSIONS. DO NOT SCALE THIS DRAWING.
REPORT INCONSISTENCIES AND OMISSIONS TO THE CONSULTANT FOR CLARIFICATION BEFORE COMMENCING WITH THE WORK.
DEVIATIONS FROM THE CONTRACT DOCUMENTS WITHOUT WRITTEN APPROVAL FROM THE CONSULTANT ARE SUBJECT TO CORRECTION AT THE CONTRACTOR'S EXPENSE.



UBC EXCHANGE GAGE SOUTH RESIDENCE

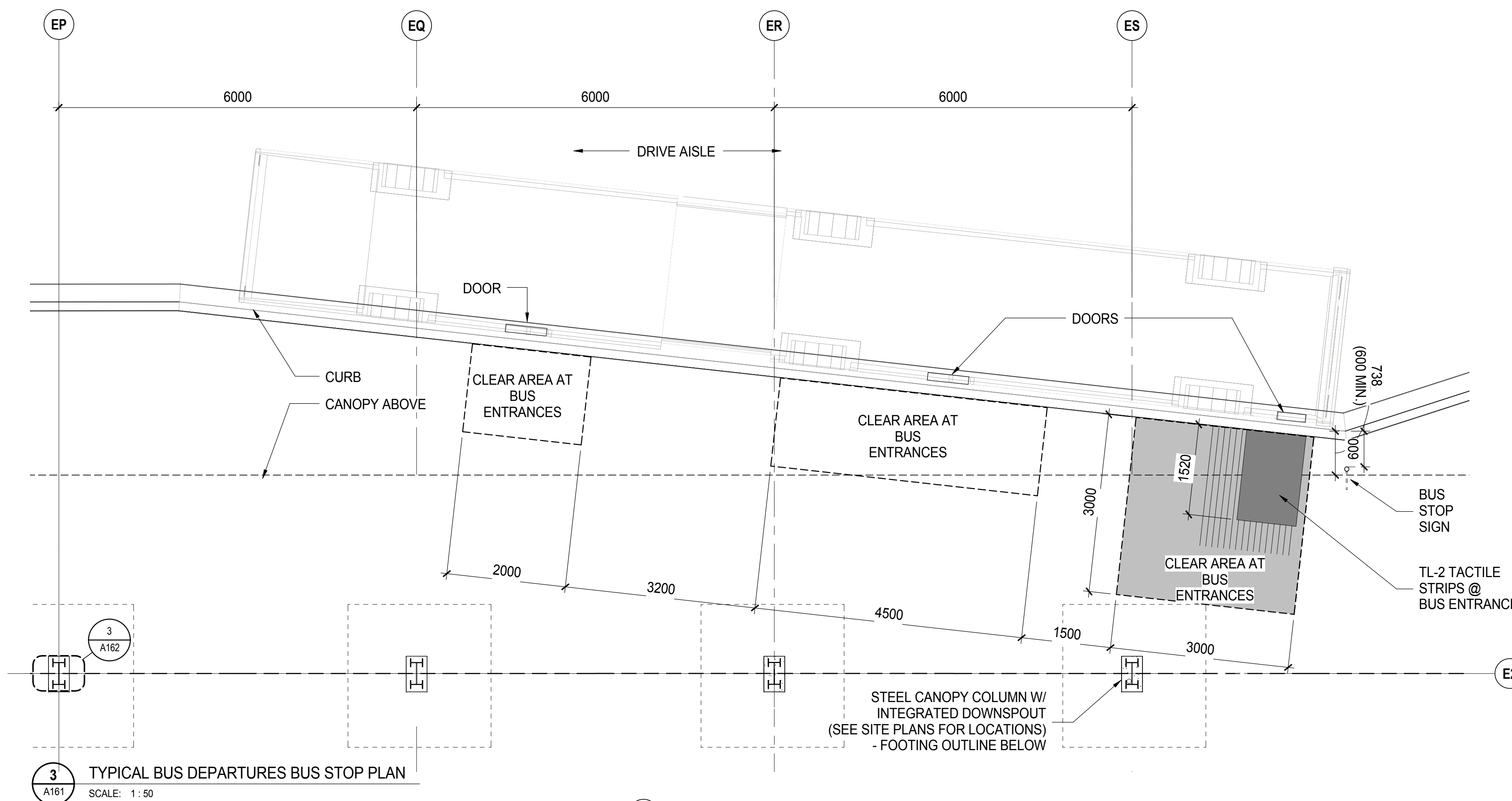
LAYOVER & EXCHANGE DETAIL PLANS

DRAWN: Author CHECKER: Checker

A160




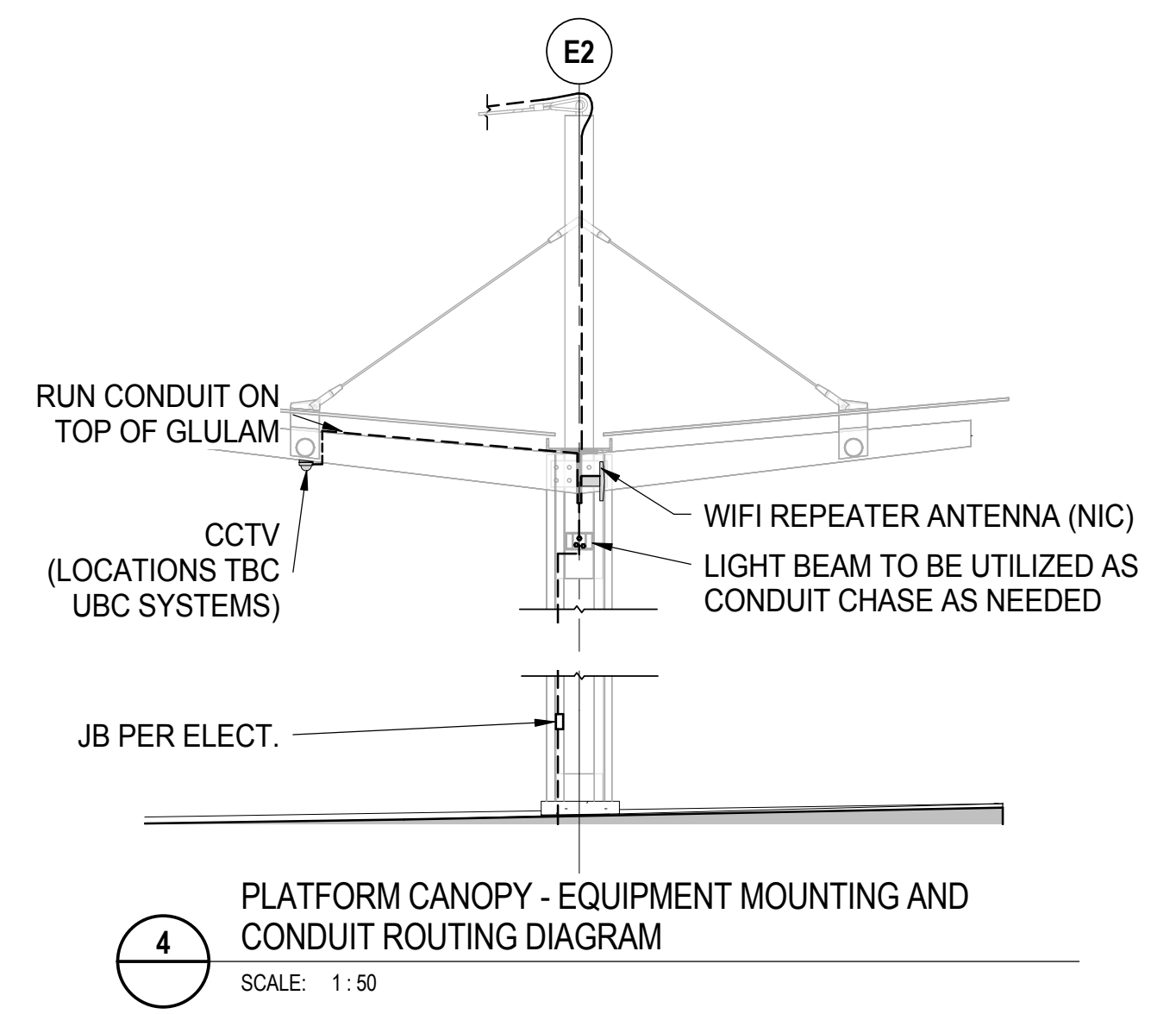
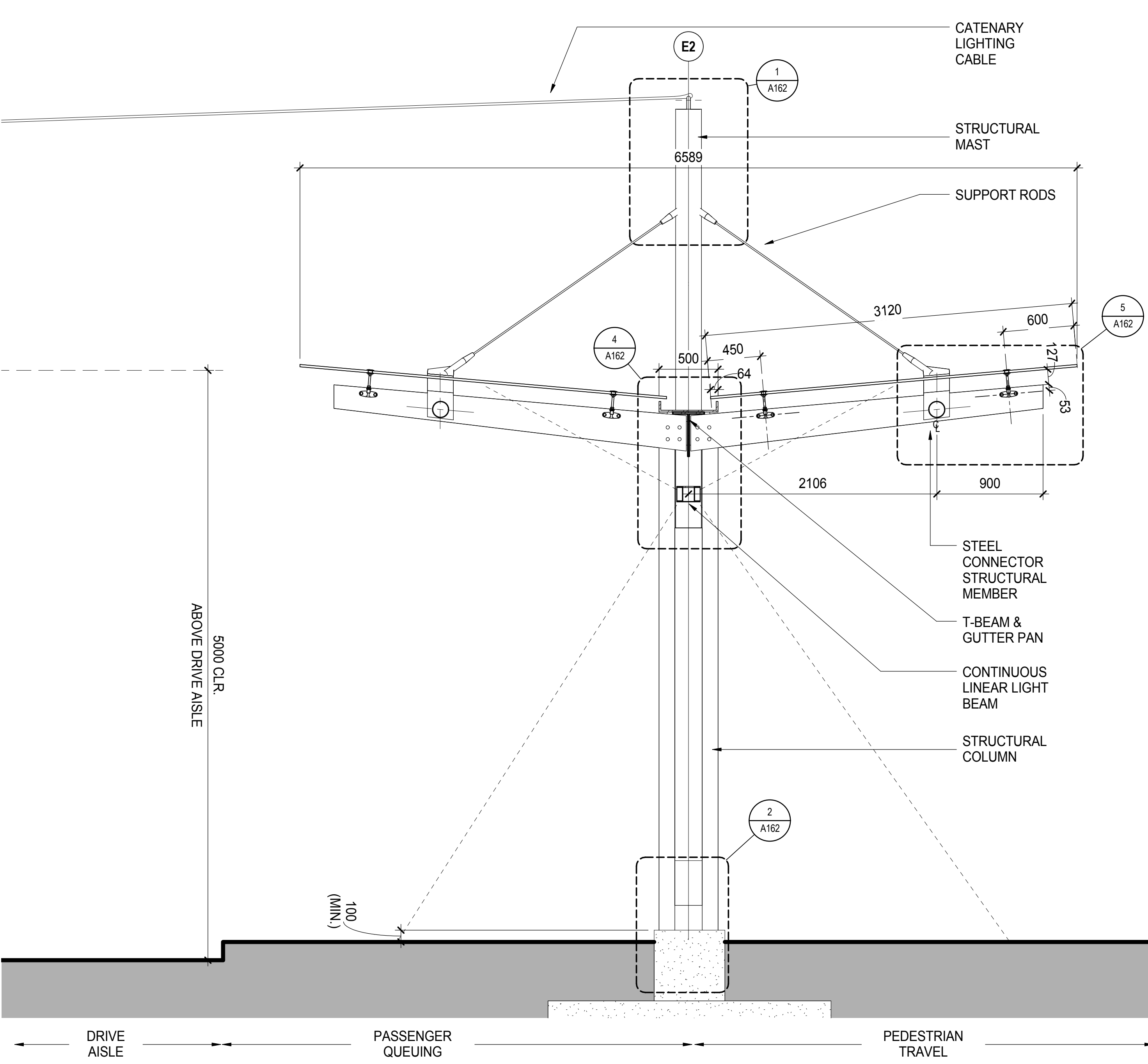
3D VIEW - FOR REFERENCE ONLY



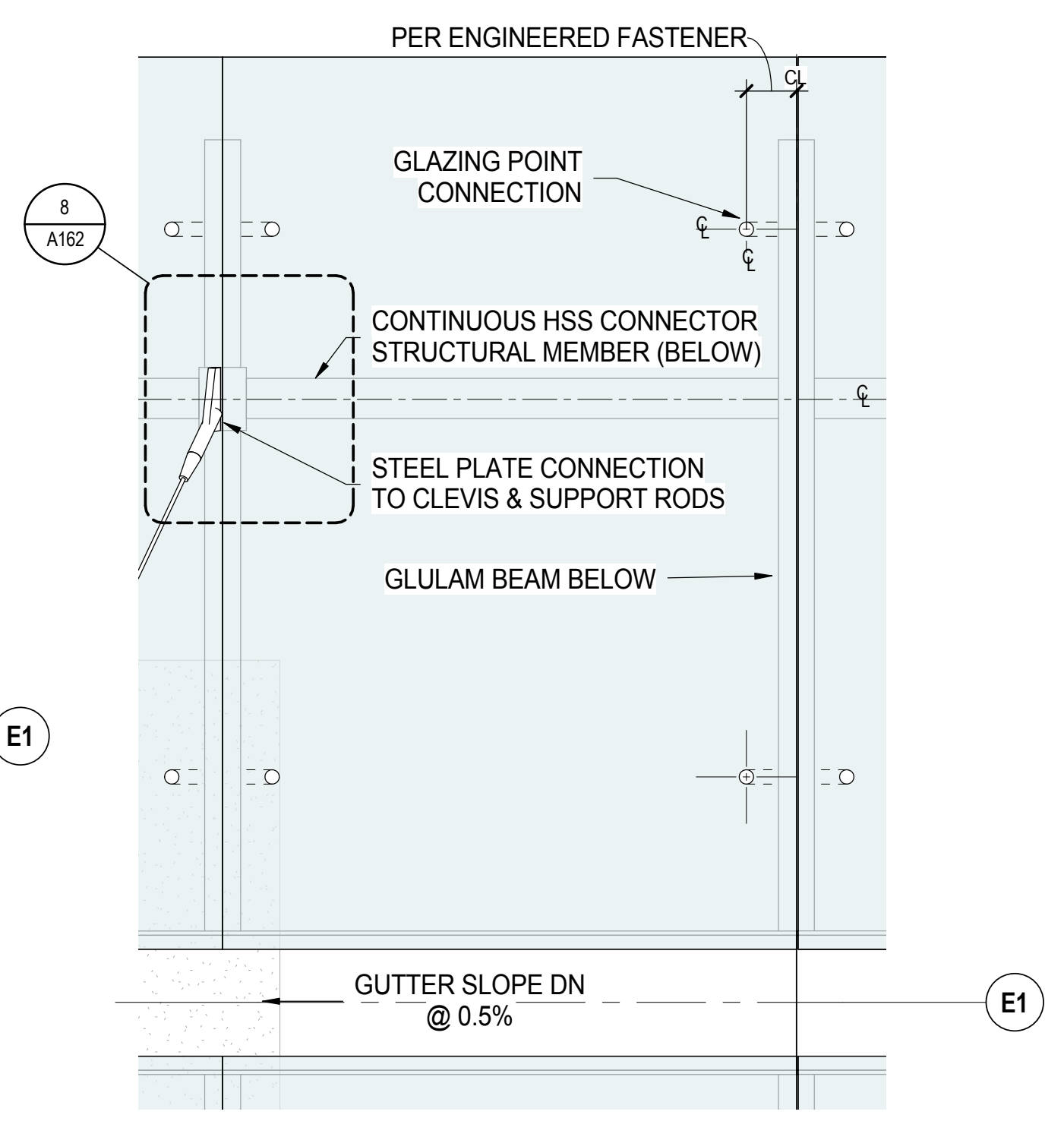
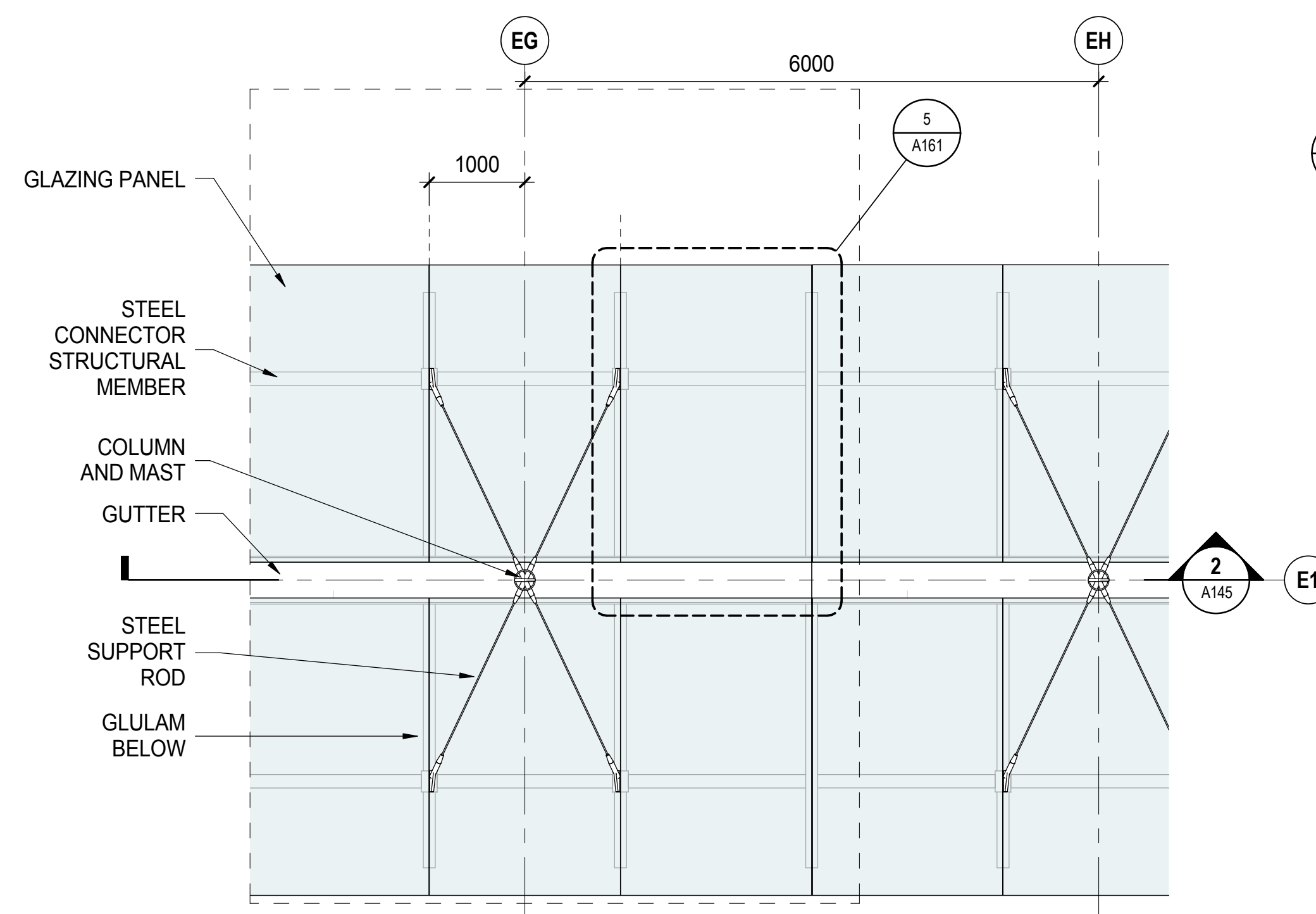
ISSUED FOR

- 2016-04-22 IFC - INTERIM EXCHANGE
- 2016-06-30 ISSUE FOR 60% COORDINATION
- 2016-07-18 ISSUE FOR 70% COORDINATION
- 2016-08-31 ISSUE FOR 99% COORDINATION
- 2016-09-23 REISSUE FOR DP

FOR INFORMATION ONLY
NOT FOR CONSTRUCTION



TL-2 TACTILE TILE (@ BUS STOPS)



METRIC

THIS DRAWING IS COPYRIGHTED AND MUST NOT BE USED, REPRODUCED, OR REVISED WITHOUT WRITTEN PERMISSION.

ALL DIMENSIONS ARE IN MILLIMETERS UNLESS OTHERWISE NOTED. VERIFY DIMENSIONS. DO NOT SCALE THIS DRAWING.

REPORT INCONSISTENCIES AND OMISSIONS TO THE CONSULTANT FOR CLARIFICATION BEFORE COMMENCING WITH THE WORK.

DEVIATIONS FROM THE CONTRACT DOCUMENTS WITHOUT WRITTEN APPROVAL FROM THE CONSULTANT ARE SUBJECT TO CORRECTION AT THE CONTRACTOR'S EXPENSE.

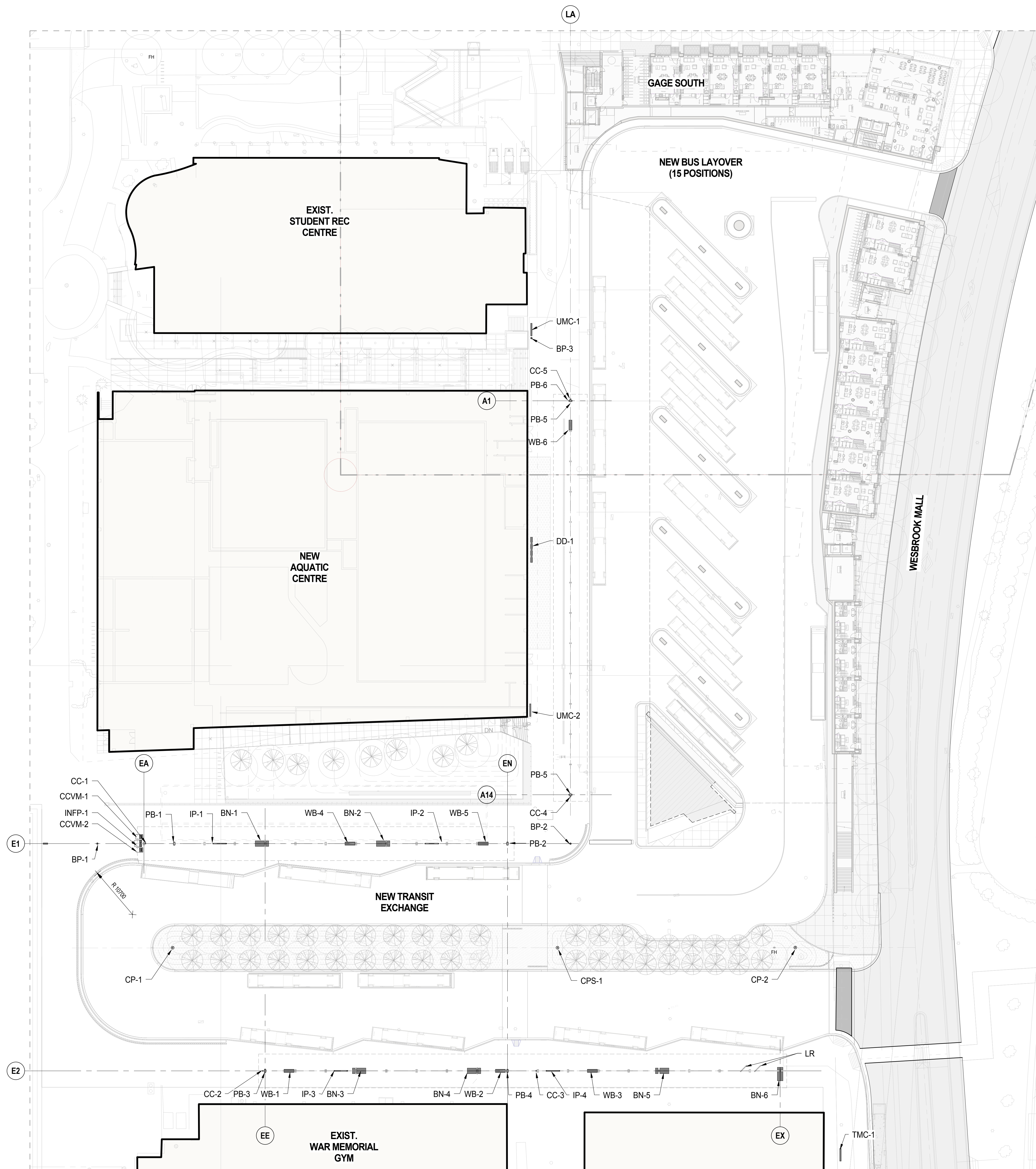
SEAL

UBC EXCHANGE GAGE SOUTH RESIDENCE

CANOPY & STOP
DETAIL PLANS &
SECTIONS

DRAWN: Author CHECKER: Checker

A161



SITE FURNITURE & EQUIPMENT LEGEND:

- BN- BENCH
- BP- BLUE PHONE
- CC- COMPASS CARD VALIDATOR
- CCVM- COMPASS CARD VENDING MACHINE (TBC)
- CP- CCTV POLE
- CPS- CCTV & SIGNAGE POLE
- DD- DYNAMIC DISPLAY (TBC)
- INFP- INFO PANEL / EMERG PHONE (TRANSLINK)
- IP- INFO PANEL (TRANSLINK)
- LR- LEAN RAIL
- PB- POSTER BARREL
- TMC- MAP CASE (TRANSLINK)
- UMC- UBC MAP CASE
- WB- WASTE & RECYCLE BINS



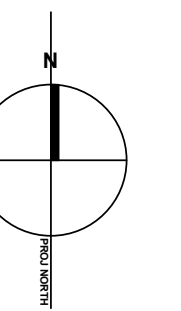
ISSUED FOR
 1 2016-07-18 ISSUE FOR 70% COORDINATION
 2 2016-08-31 ISSUE FOR 99% COORDINATION
 3 2016-09-23 REISSUE FOR DP

FOR INFORMATION ONLY
 NOT FOR CONSTRUCTION

METRIC

THIS DRAWING IS COPYRIGHTED AND MUST NOT BE USED, REPRODUCED, OR REVISED WITHOUT WRITTEN PERMISSION.
 ALL DIMENSIONS ARE IN MILLIMETERS UNLESS OTHERWISE NOTED. VERIFY DIMENSIONS. DO NOT SCALE THIS DRAWING.
 REPORT INCONSISTENCIES AND OMISSIONS TO THE CONSULTANT FOR CLARIFICATION BEFORE COMMENCING WITH THE WORK.
 DEVIATIONS FROM THE CONTRACT DOCUMENTS WITHOUT WRITTEN APPROVAL FROM THE CONSULTANT ARE SUBJECT TO CORRECTION AT THE CONTRACTOR'S EXPENSE.

SEAL



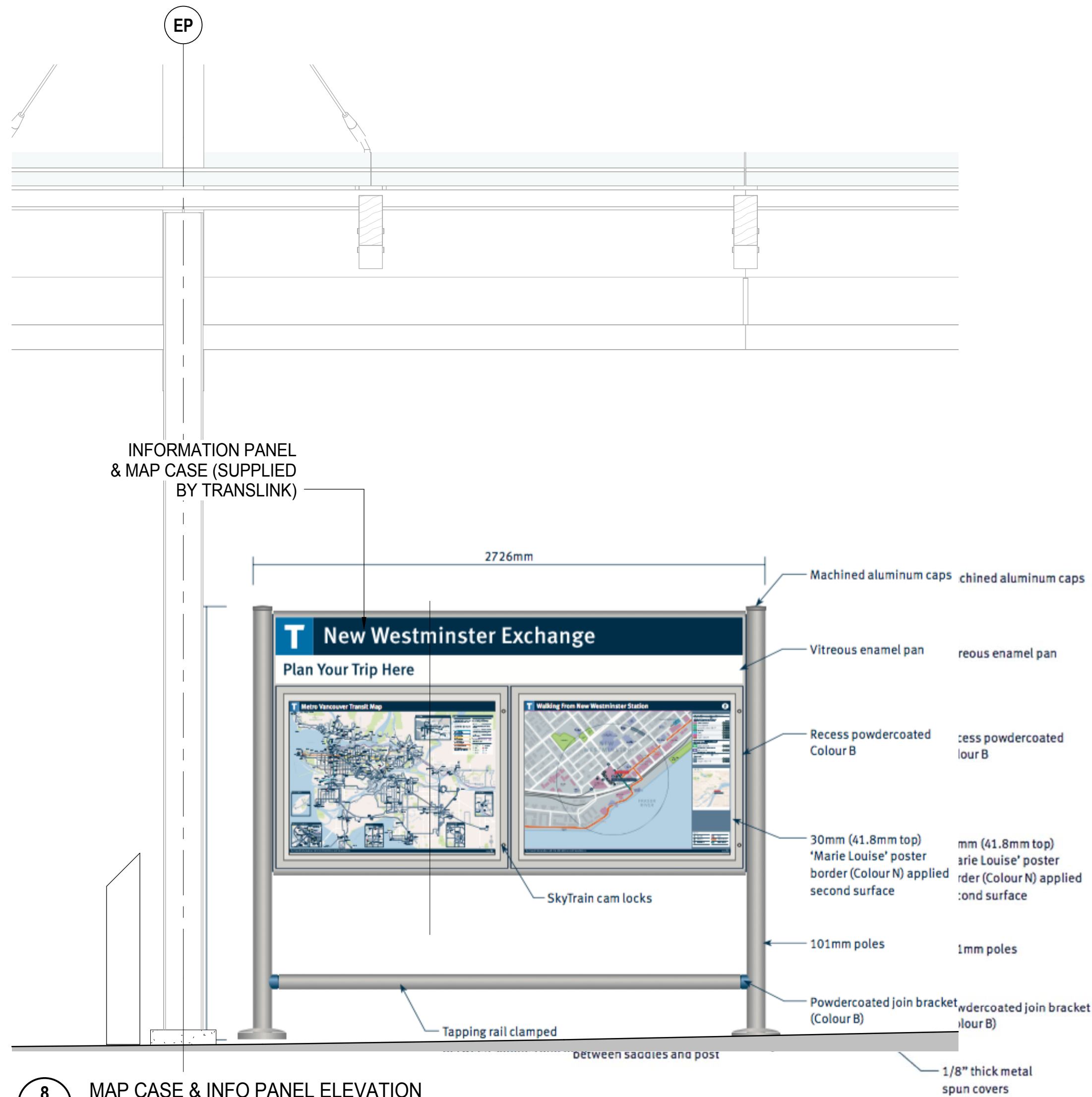
UBC EXCHANGE GAGE SOUTH RESIDENCE

SITE FURNITURE & EQUIPMENT KEYPLAN

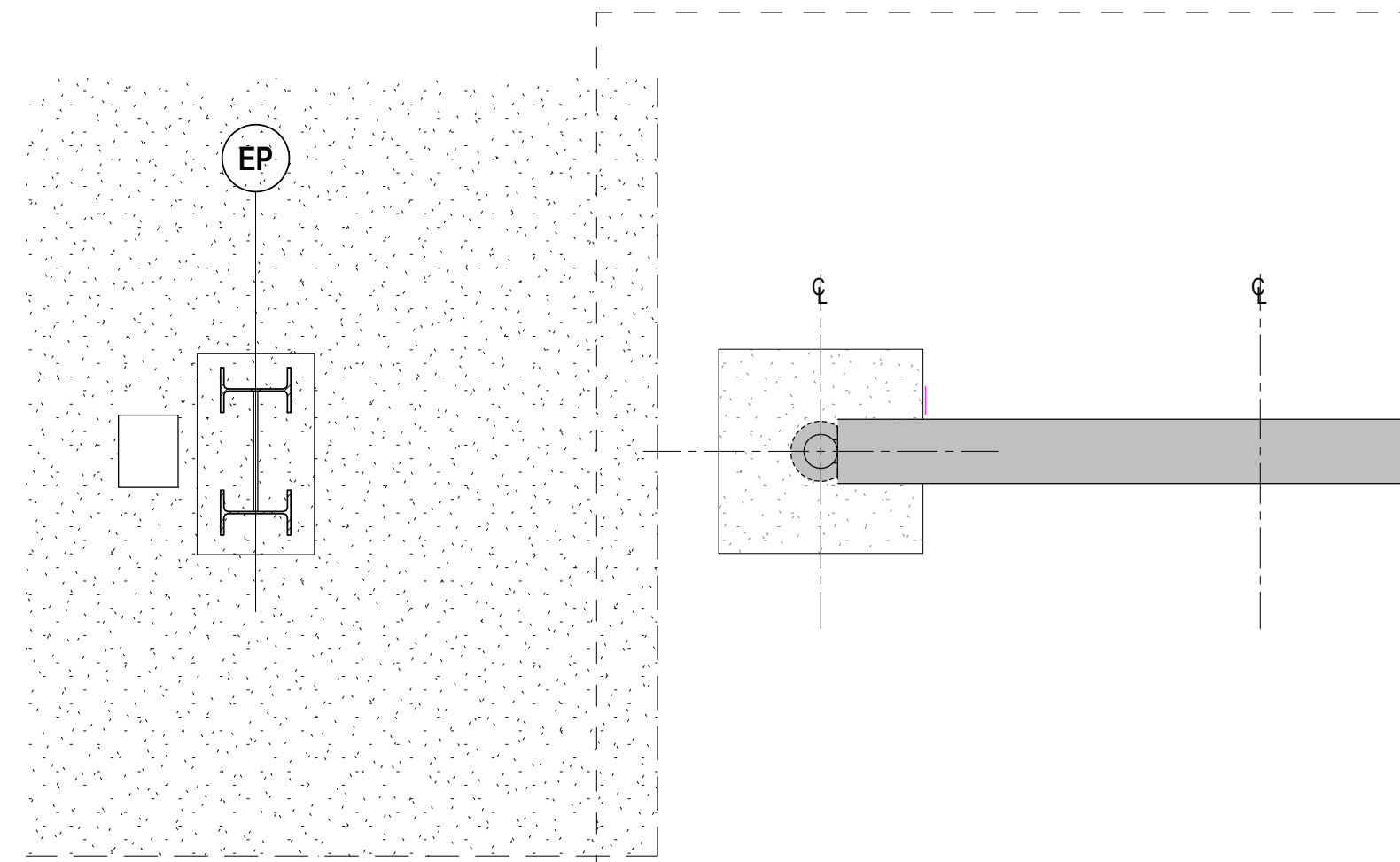
DRAWN: Author CHECKER: Checker

A190

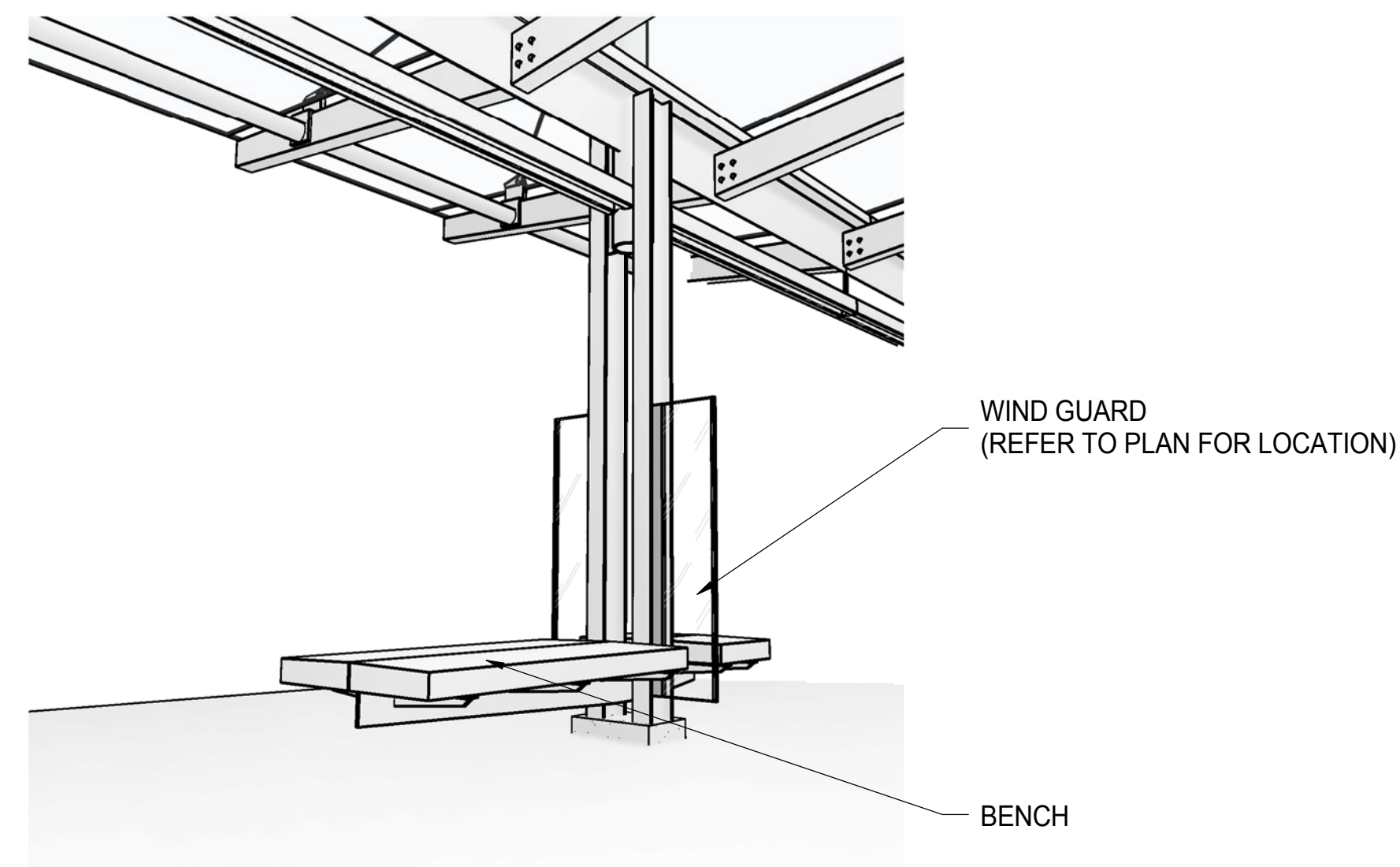
FOR INFORMATION ONLY
 NOT FOR CONSTRUCTION



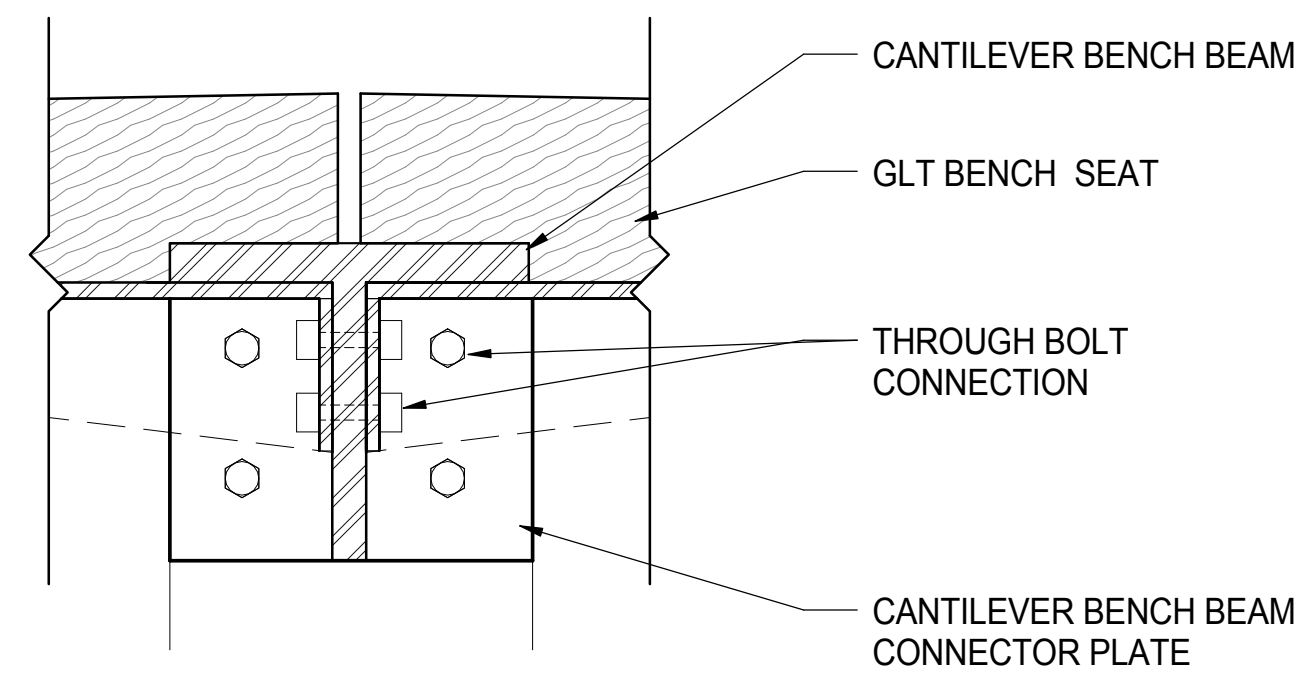
8 MAP CASE & INFO PANEL ELEVATION
 A191 SCALE: 1:20



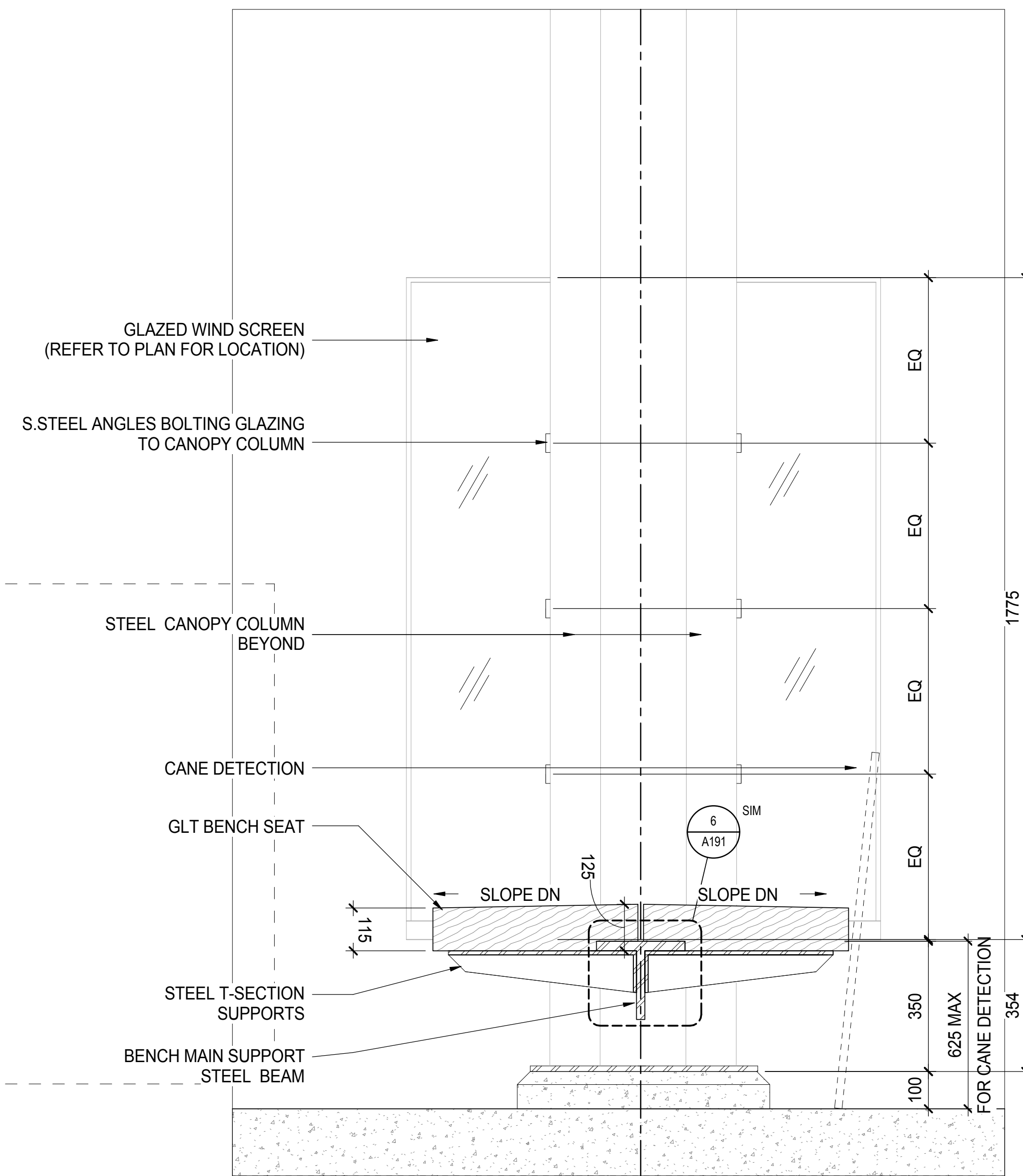
7 MAP CASE & INFO PANEL PLAN
 A191 SCALE: 1:20



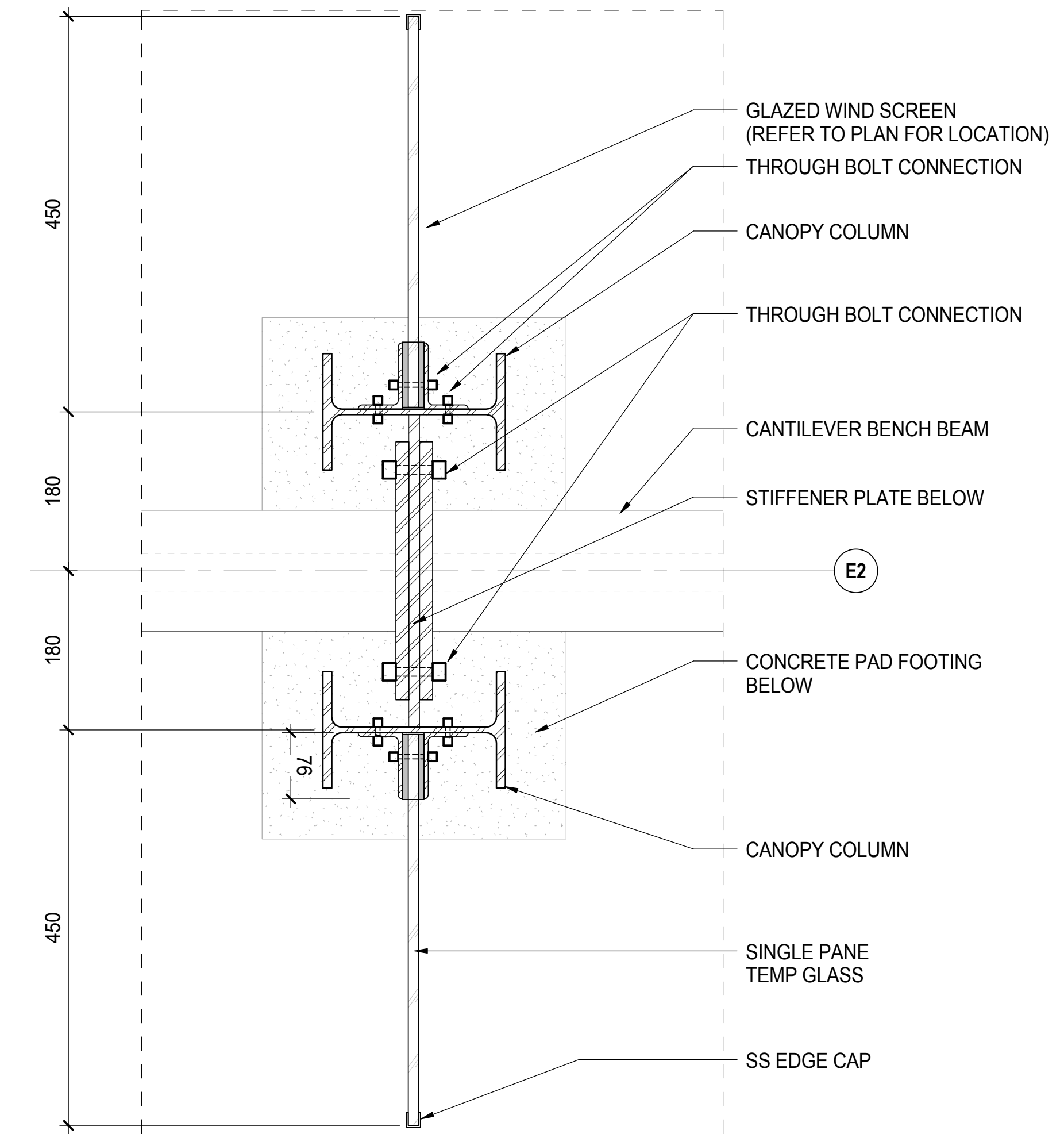
4 PLATFORM BENCH 3D VIEW (REFERENCE ONLY)
 A191 SCALE:



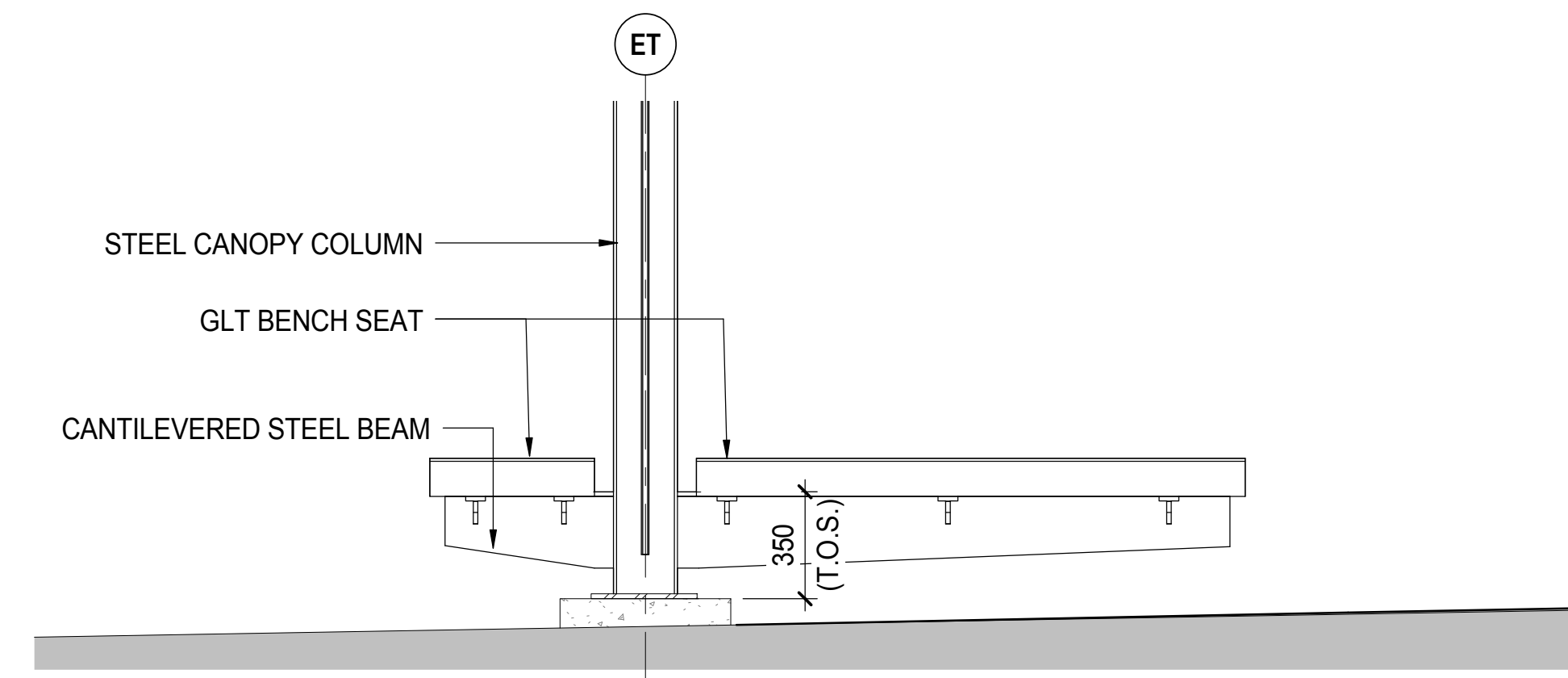
6 BENCH SECTION DETAIL
 A191 SCALE: 1:5



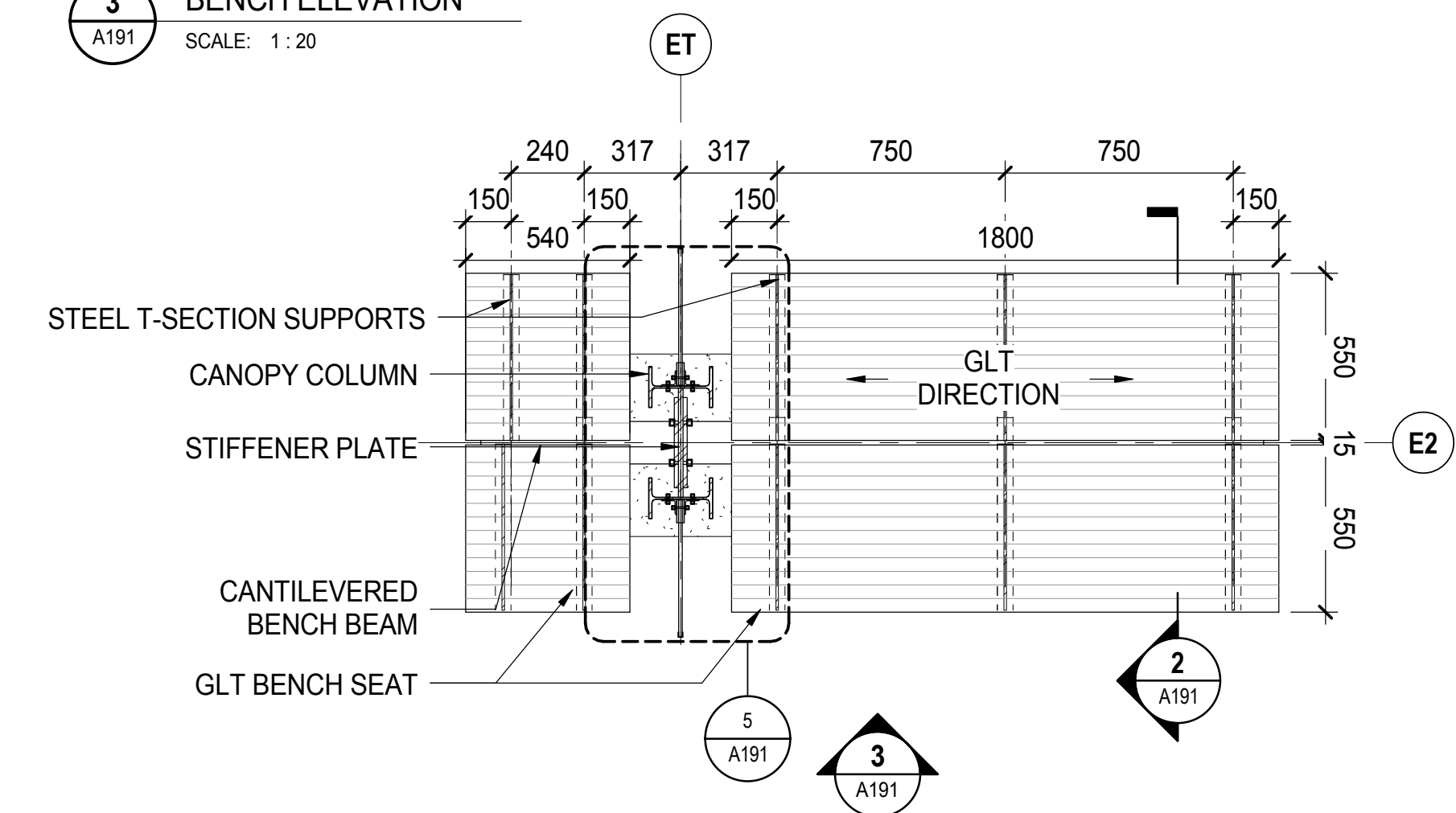
2 BENCH SECTION
 A191 SCALE: 1:10



5 BENCH PLAN DETAIL W/ WIND SCREEN
 A191 SCALE: 1:5



3 BENCH ELEVATION
 A191 SCALE: 1:20



1 BENCH PLAN
 A191 SCALE: 1:20

METRIC
 THIS DRAWING IS COPYRIGHTED AND MUST NOT BE USED, REPRODUCED, OR REVISED WITHOUT WRITTEN PERMISSION.
 ALL DIMENSIONS ARE IN MILLIMETERS UNLESS OTHERWISE NOTED. VERIFY DIMENSIONS. DO NOT SCALE THIS DRAWING.
 REPORT INCONSISTENCIES AND OMISSIONS TO THE CONSULTANT FOR CLARIFICATION BEFORE COMMENCING WITH THE WORK.
 DEVIATIONS FROM THE CONTRACT DOCUMENTS WITHOUT WRITTEN APPROVAL FROM THE CONSULTANT ARE SUBJECT TO CORRECTION AT THE CONTRACTOR'S EXPENSE.
 SEAL

UBC EXCHANGE GAGE
 SOUTH RESIDENCE

EQUIPMENT
 ELEVATIONS &
 SECTIONS

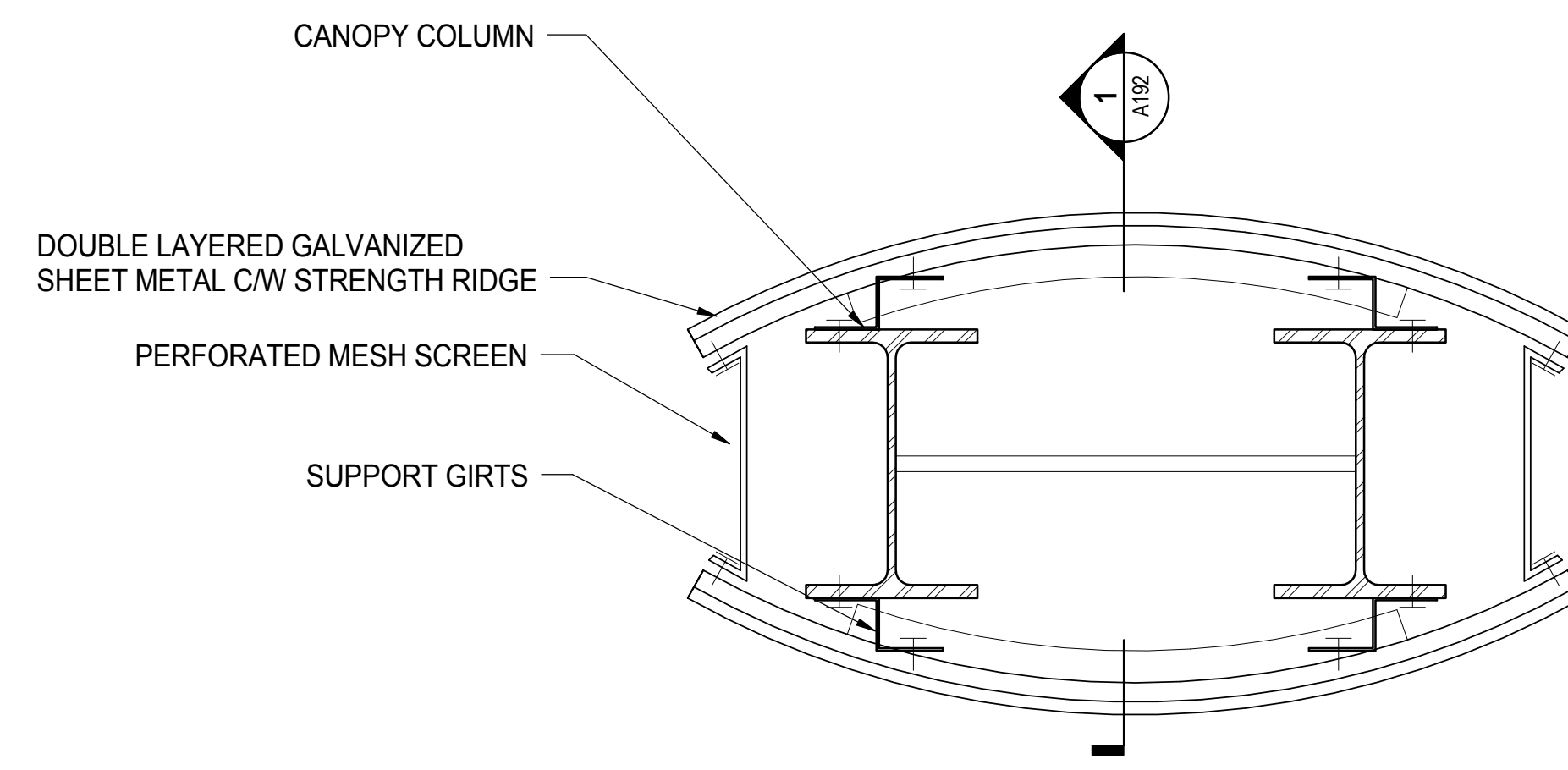
DRAWN: Author CHECKER: Checker

A191

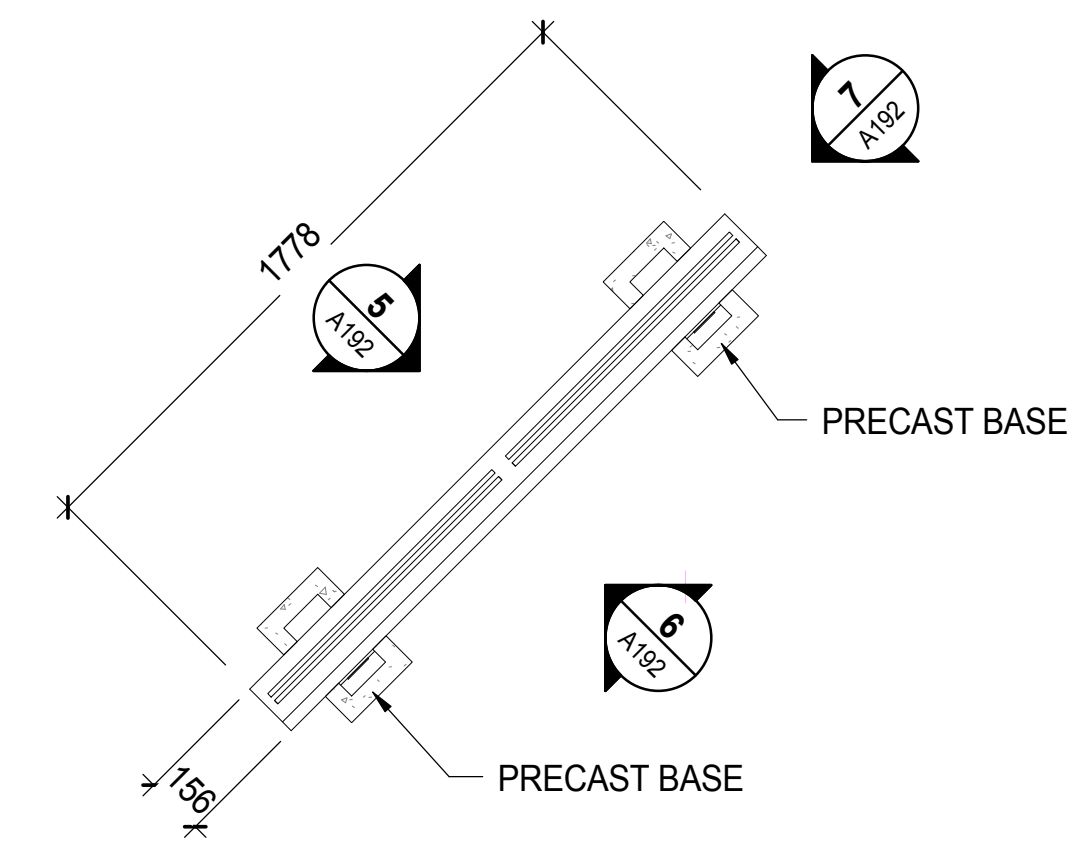


RECYCLE & WASTE BINS (REFER TO A190 FOR LOCATION)

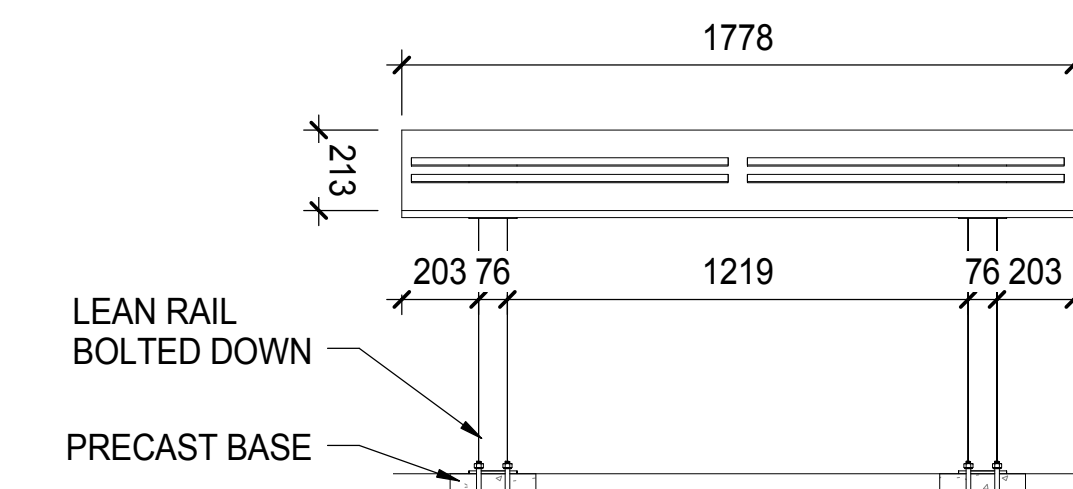
PAD: MIN 100MM BEYOND WASTE/RECYCLE UNIT (BY UBC)
 - MIN. 100MM THICK. REFER TO STRUCTURAL STANDARD DETAILS



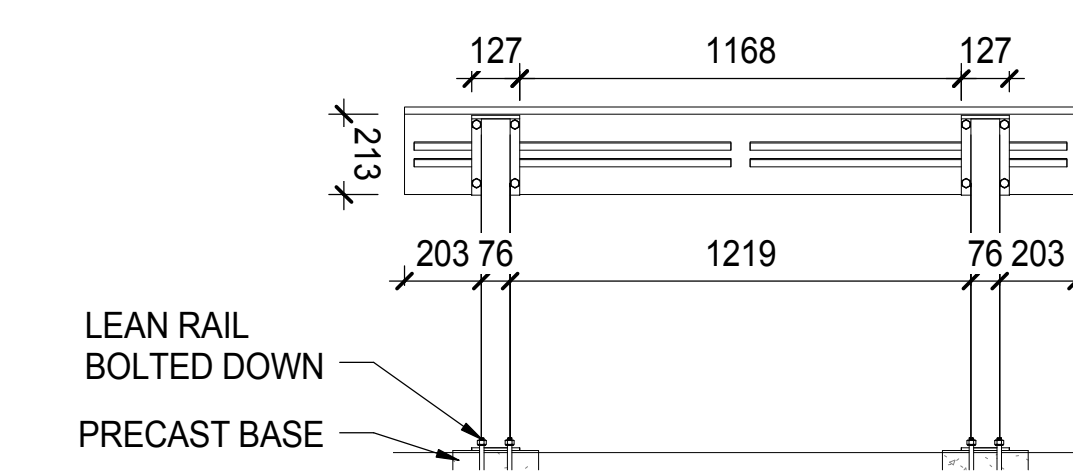
2 POSTER BARREL PLAN
 SCALE: 1:5



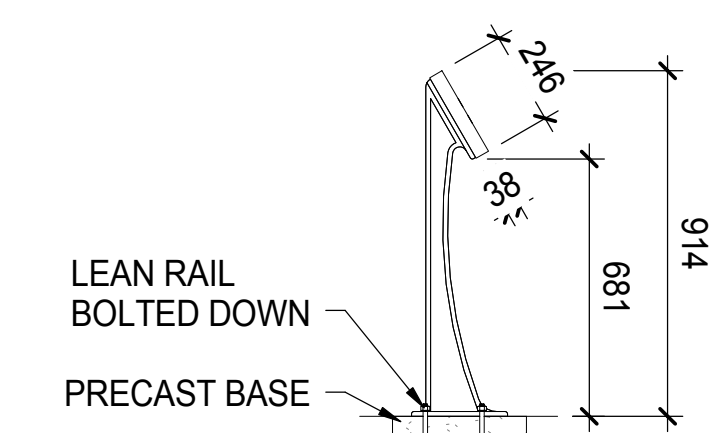
4 LEAN RAIL - PLAN
 SCALE: 1:20



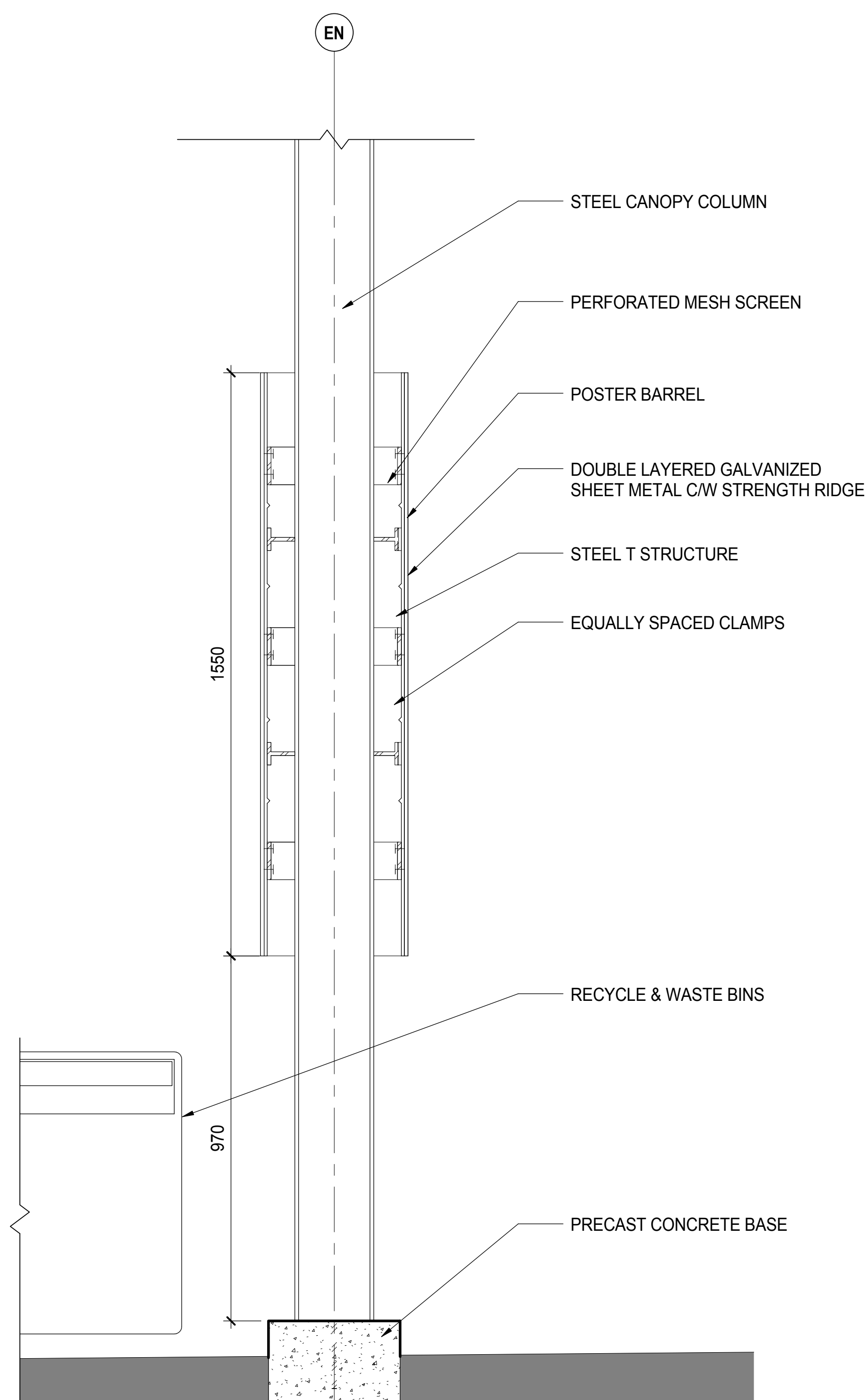
5 LEAN RAIL ELEVATION FRONT
 SCALE: 1:20



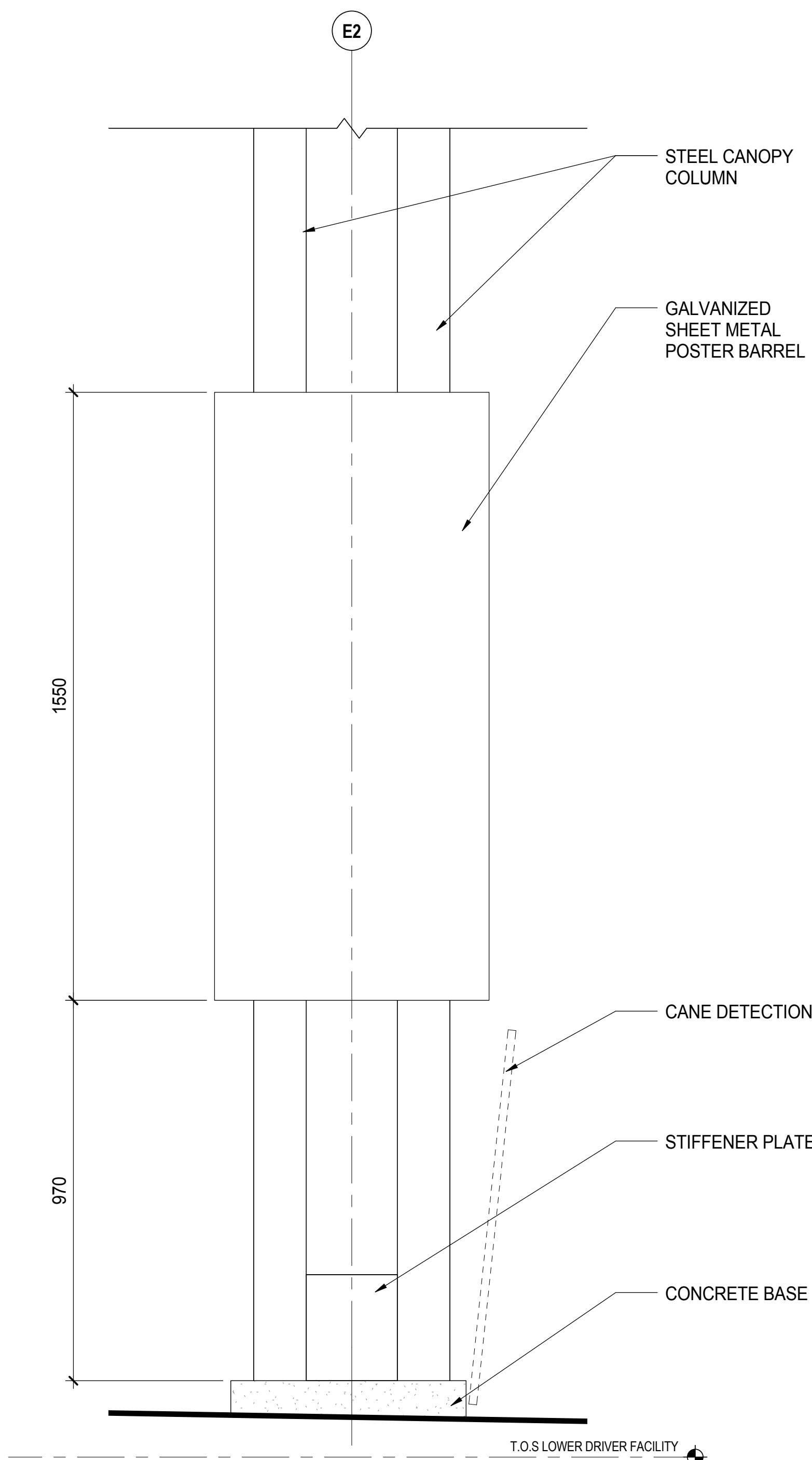
6 LEAN RAIL ELEVATION
 SCALE: 1:20



7 LEAN RAIL ELEVATION SIDE
 SCALE: 1:20



1 POSTER BARREL SECTION
 SCALE: 1:10



3 POSTER BARREL ELEVATION
 SCALE: 1:10

ISSUED FOR
 1 2016-07-18 ISSUE FOR 70% COORDINATION
 2 2016-08-31 ISSUE FOR 99% COORDINATION
 3 2016-09-23 REISSUE FOR DP

FOR INFORMATION ONLY
 NOT FOR CONSTRUCTION

METRIC
 THIS DRAWING IS COPYRIGHTED AND MUST NOT BE USED, REPRODUCED, OR REVISED WITHOUT WRITTEN PERMISSION.

ALL DIMENSIONS ARE IN MILLIMETERS UNLESS OTHERWISE NOTED. VERIFY DIMENSIONS. DO NOT SCALE THIS DRAWING.

REPORT INCONSISTENCIES AND OMISSIONS TO THE CONSULTANT FOR CLARIFICATION BEFORE COMMENCING WITH THE WORK. DEVIATIONS FROM THE CONTRACT DOCUMENTS WITHOUT WRITTEN APPROVAL FROM THE CONSULTANT ARE SUBJECT TO CORRECTION AT THE CONTRACTOR'S EXPENSE.

SEAL

UBC EXCHANGE GAGE
 SOUTH RESIDENCE

EQUIPMENT
 ELEVATIONS &
 SECTIONS

DRAWN: Author CHECKER: Checker

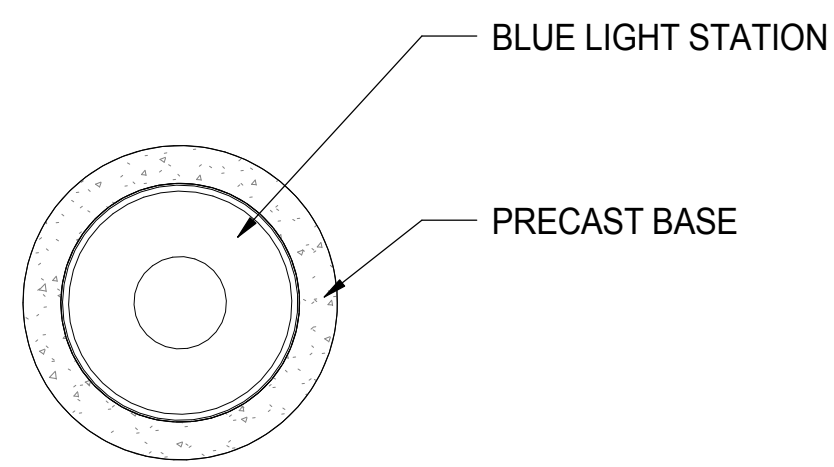
A192



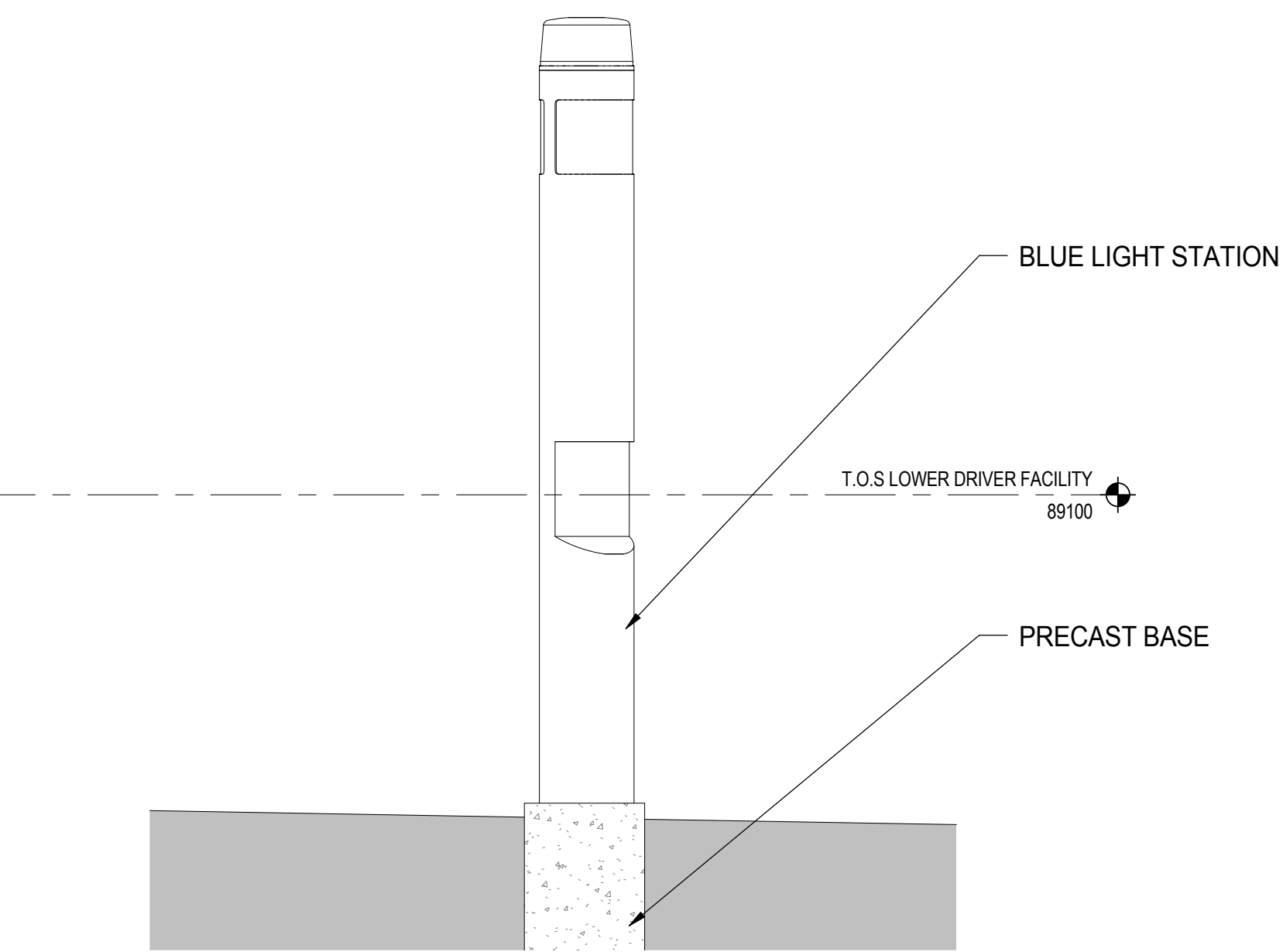
BLUE LIGHT STATION



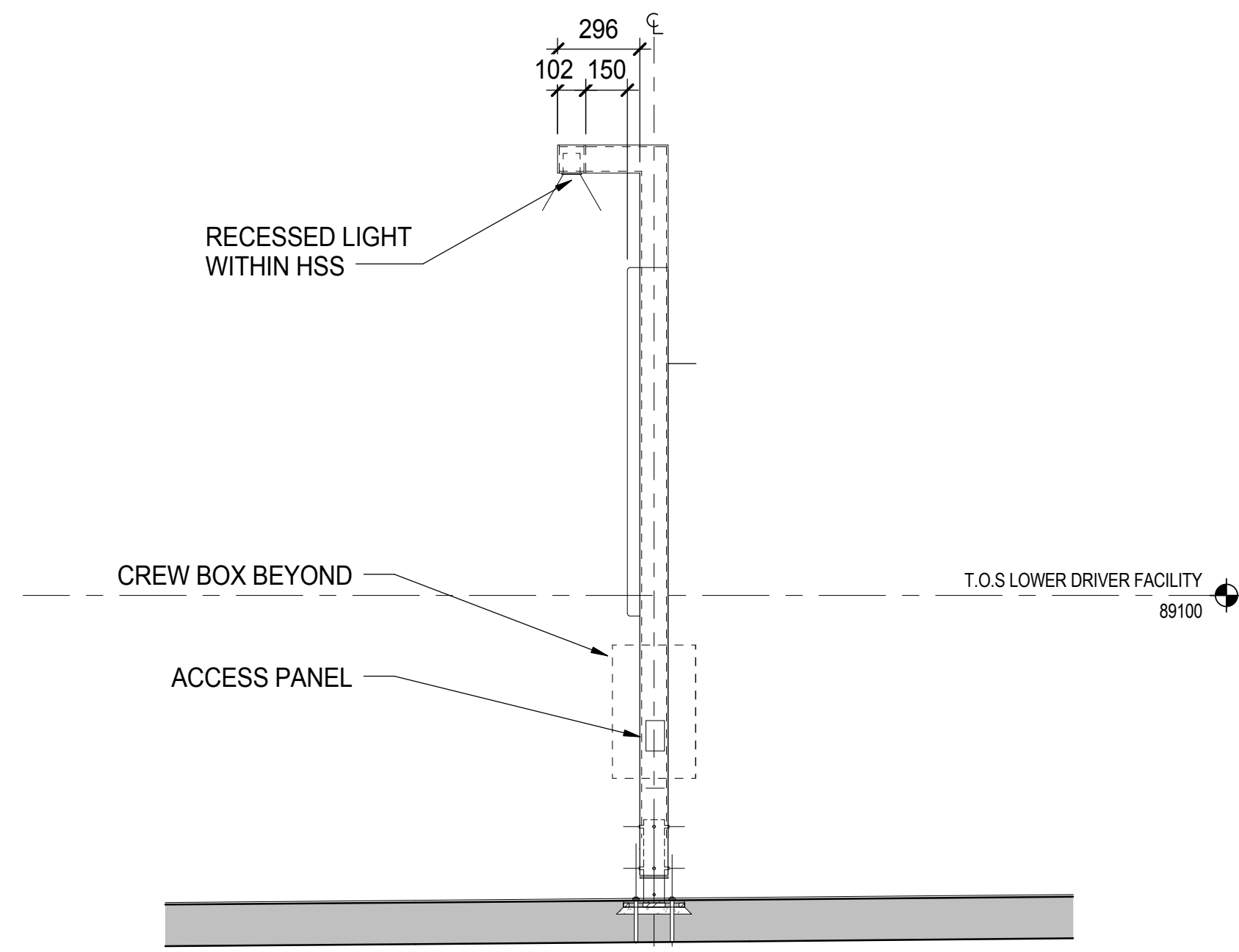
UBC SIGNAGE PYLON (TBC)



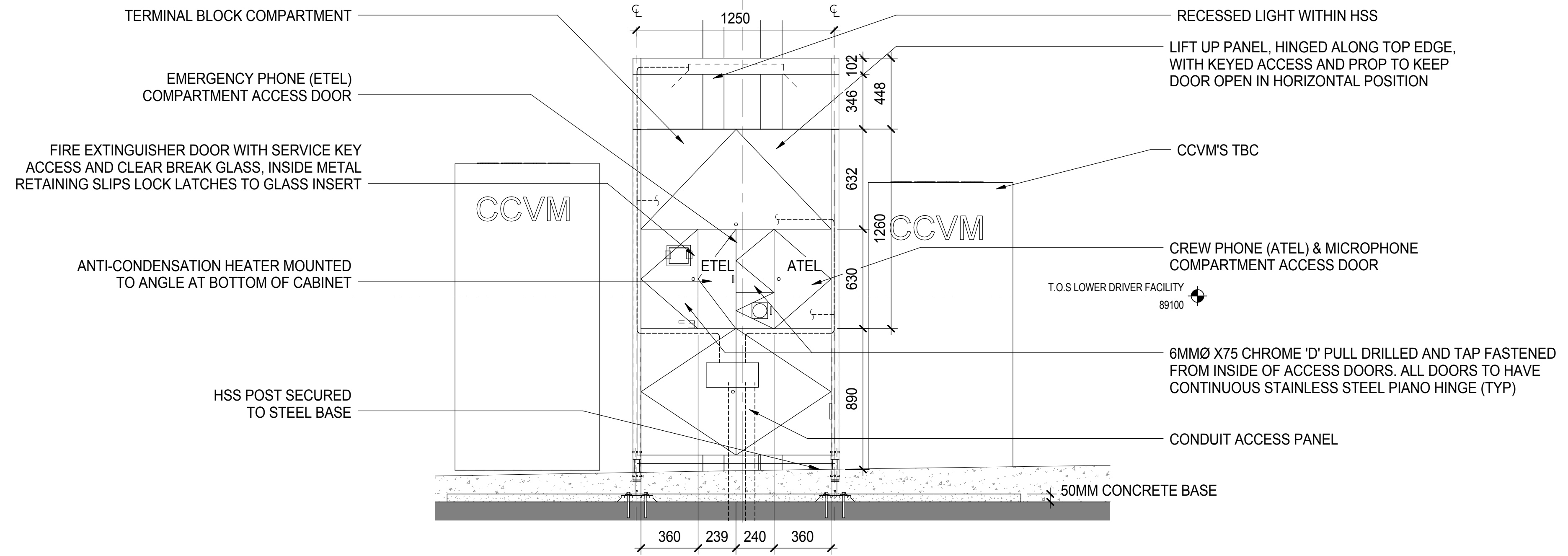
4 BLUE LIGHT STATION - PLAN
SCALE: 1:10



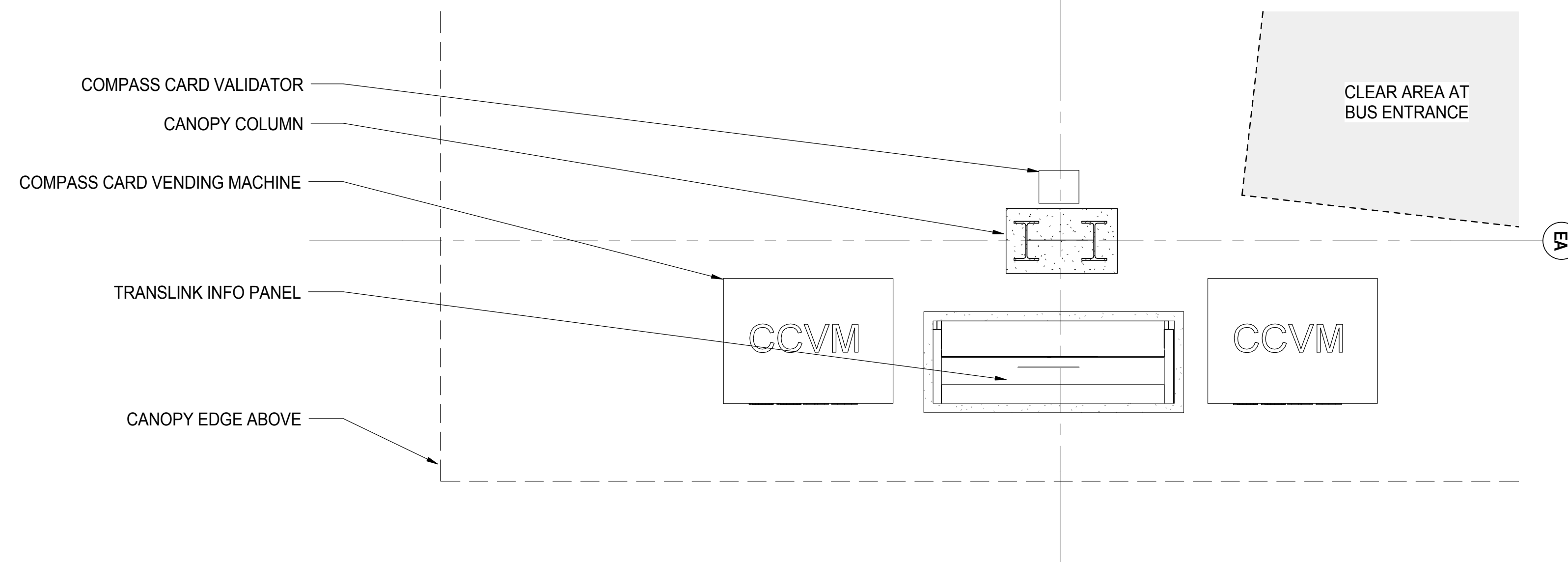
5 BLUE LIGHT STATION - ELEVATION
SCALE: 1:20



2 INFO HUB SECTION
SCALE: 1:20



3 INFO HUB ELEVATION
SCALE: 1:20



1 FCVM and Information Panel
SCALE: 1:20

ISSUED FOR

1	2016-04-22	IFC - INTERIM EXCHANGE
2	2016-06-30	ISSUE FOR 60% COORDINATION
3	2016-07-18	ISSUE FOR 70% COORDINATION
4	2016-08-31	ISSUE FOR 99% COORDINATION
5	2016-09-23	REISSUE FOR DP

FOR INFORMATION ONLY
NOT FOR CONSTRUCTION

METRIC
THIS DRAWING IS COPYRIGHTED AND MUST NOT BE USED, REPRODUCED, OR REVISED WITHOUT WRITTEN PERMISSION.
ALL DIMENSIONS ARE IN MILLIMETERS UNLESS OTHERWISE NOTED. VERIFY DIMENSIONS. DO NOT SCALE THIS DRAWING.
REPORT INCONSISTENCIES AND OMISSIONS TO THE CONSULTANT FOR CLARIFICATION BEFORE COMMENCING WITH THE WORK.
DEVIATIONS FROM THE CONTRACT DOCUMENTS WITHOUT WRITTEN APPROVAL FROM THE CONSULTANT ARE SUBJECT TO CORRECTION AT THE CONTRACTOR'S EXPENSE.

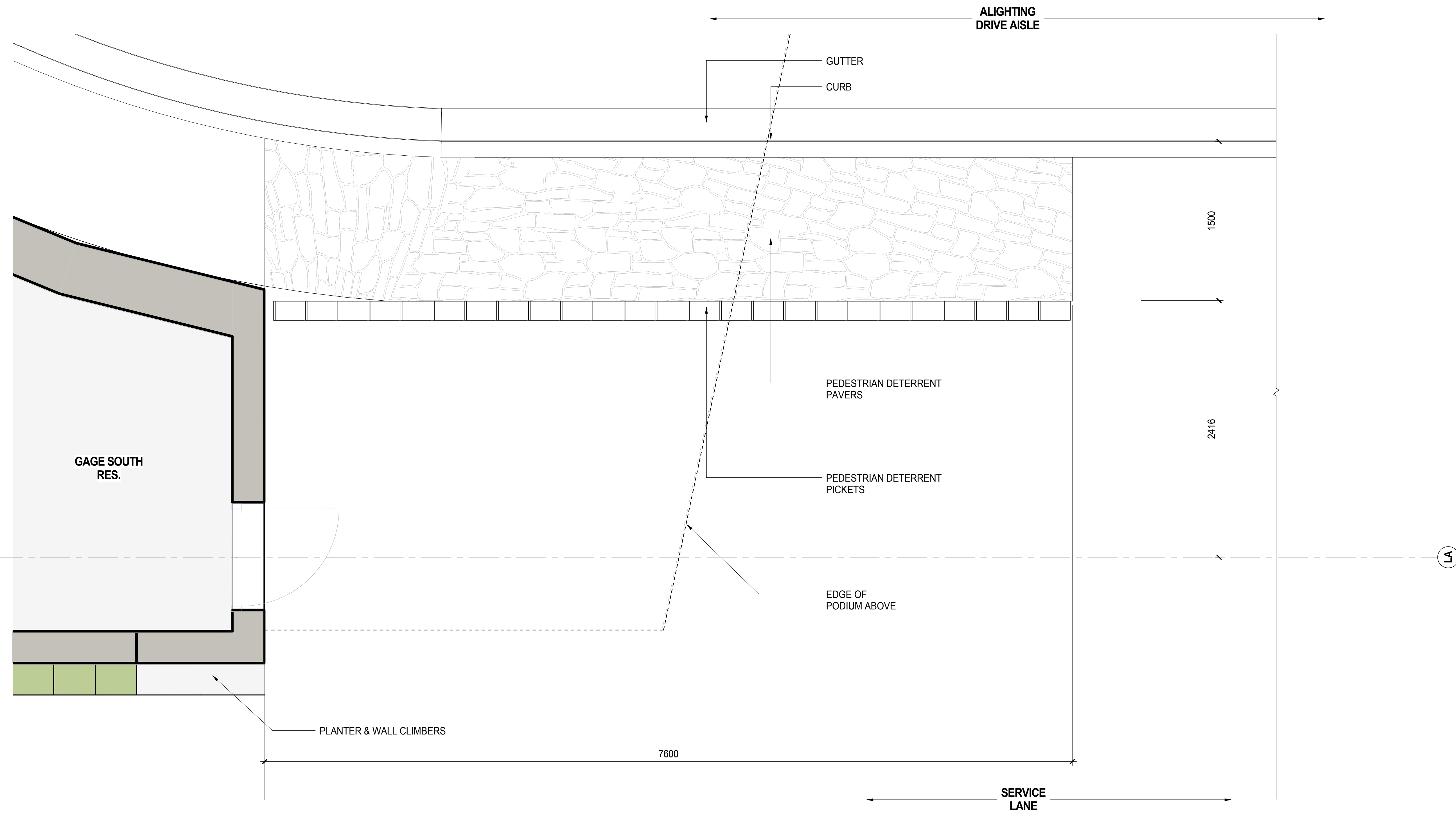
UBC EXCHANGE GAGE
SOUTH RESIDENCE

EQUIPMENT PLANS

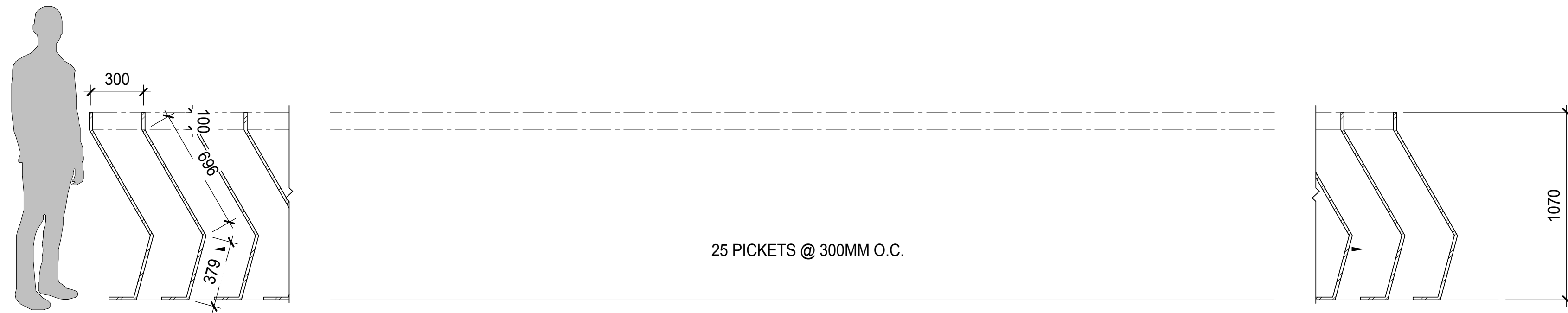
DRAWN: Author CHECKER: Checker

A193

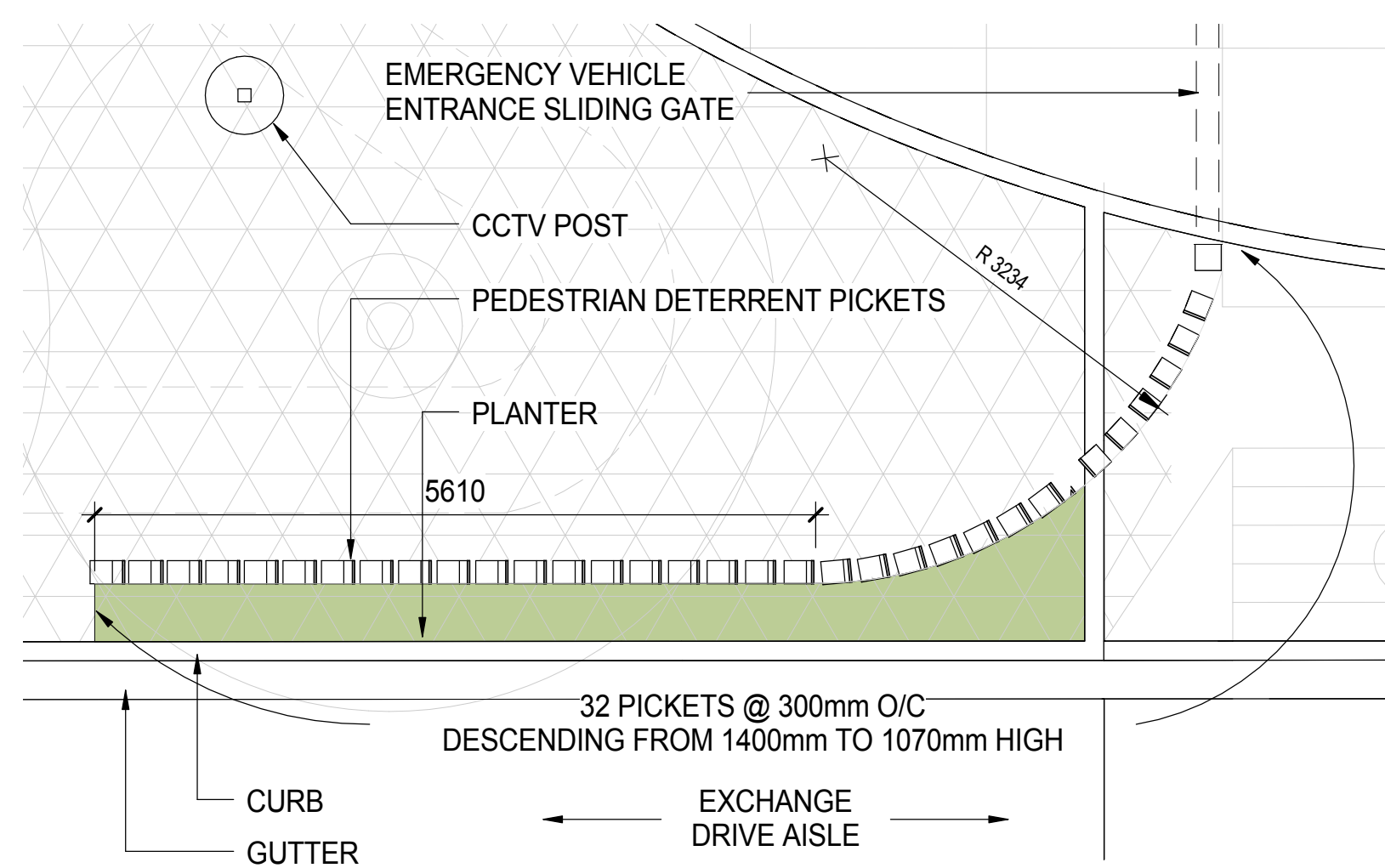
FOR INFORMATION ONLY
NOT FOR CONSTRUCTION



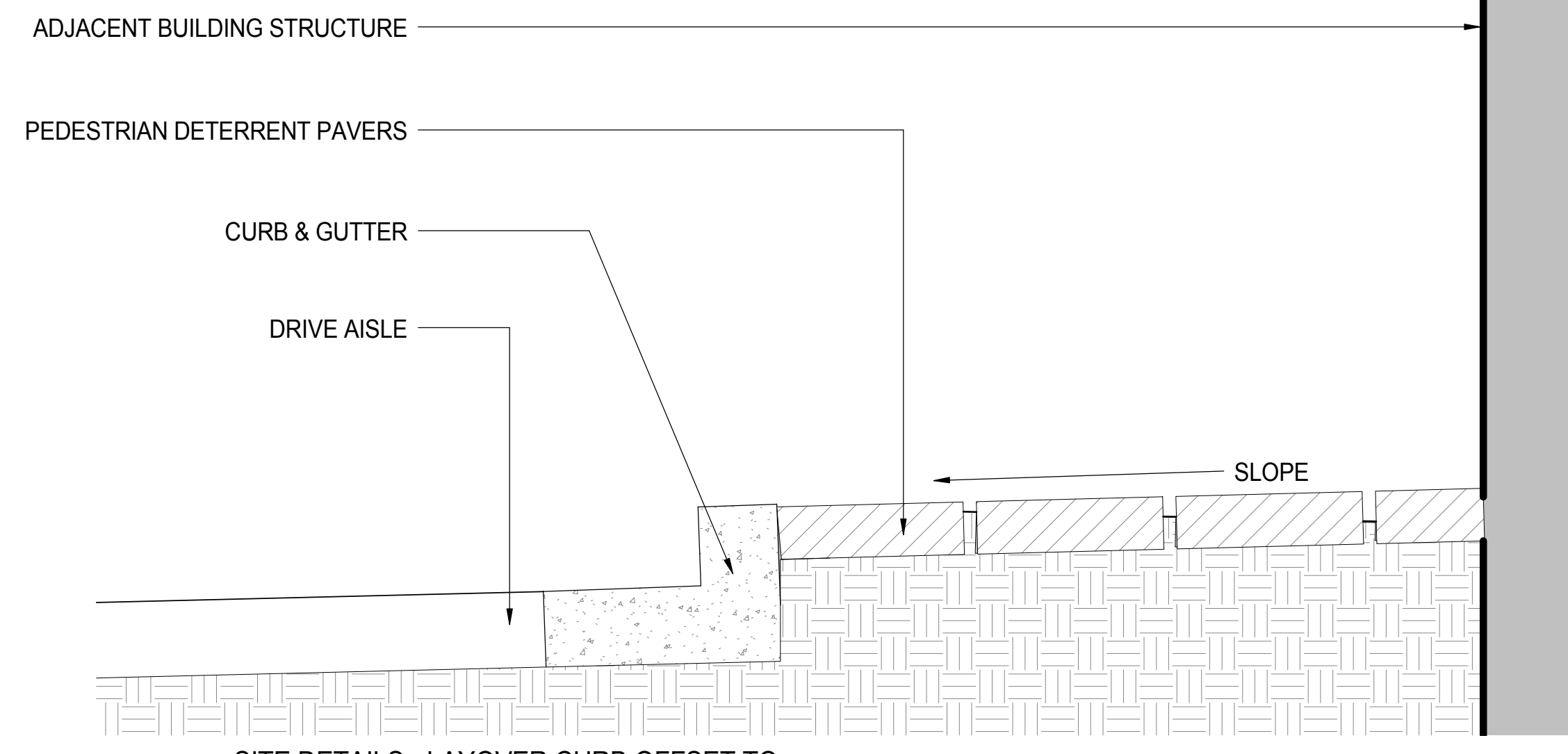
1 NORTH LAYOVER PED. DETERRENT PICKET
SCALE: 1:20



2 NORTH LAYOVER PED. DETERRENT PICKET
SCALE: 1:20



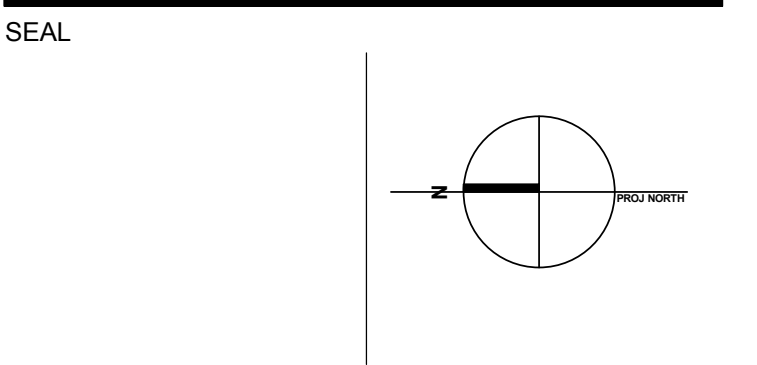
3 PEDESTRIAN DETERRENT PICKETS - DETAIL PLAN
SCALE: 1:50



4 SITE DETAILS - LAYOVER CURB OFFSET TO STRUCTURE
SCALE: 1:10

METRIC
 THIS DRAWING IS COPYRIGHTED AND MUST NOT BE USED, REPRODUCED, OR REVISED WITHOUT WRITTEN PERMISSION.
 ALL DIMENSIONS ARE IN MILLIMETERS UNLESS OTHERWISE NOTED. VERIFY DIMENSIONS.
 DO NOT SCALE THIS DRAWING.

REPORT INCONSISTENCIES AND OMISSIONS TO THE CONSULTANT FOR CLARIFICATION BEFORE COMMENCING WITH THE WORK.
 DEVIATIONS FROM THE CONTRACT DOCUMENTS WITHOUT WRITTEN APPROVAL FROM THE CONSULTANT ARE SUBJECT TO CORRECTION AT THE CONTRACTOR'S EXPENSE.

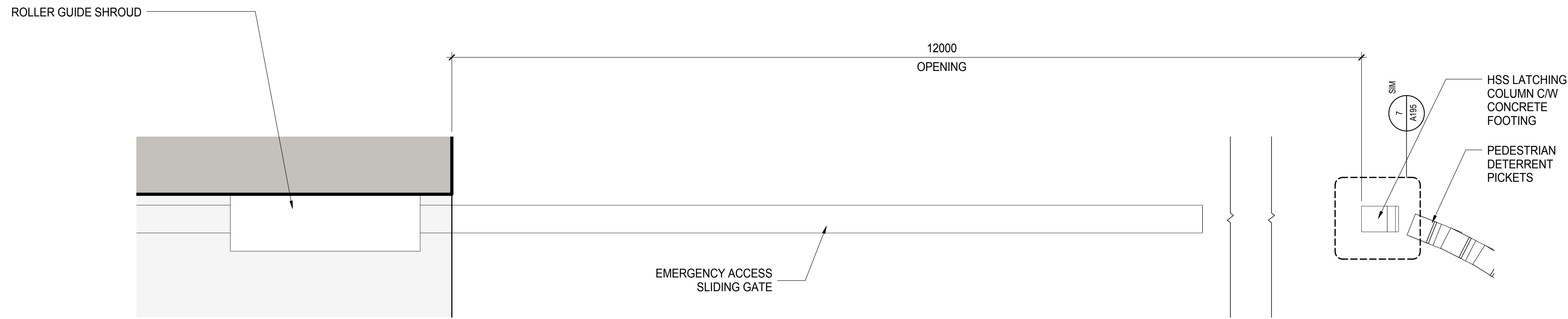


UBC EXCHANGE GAGE SOUTH RESIDENCE

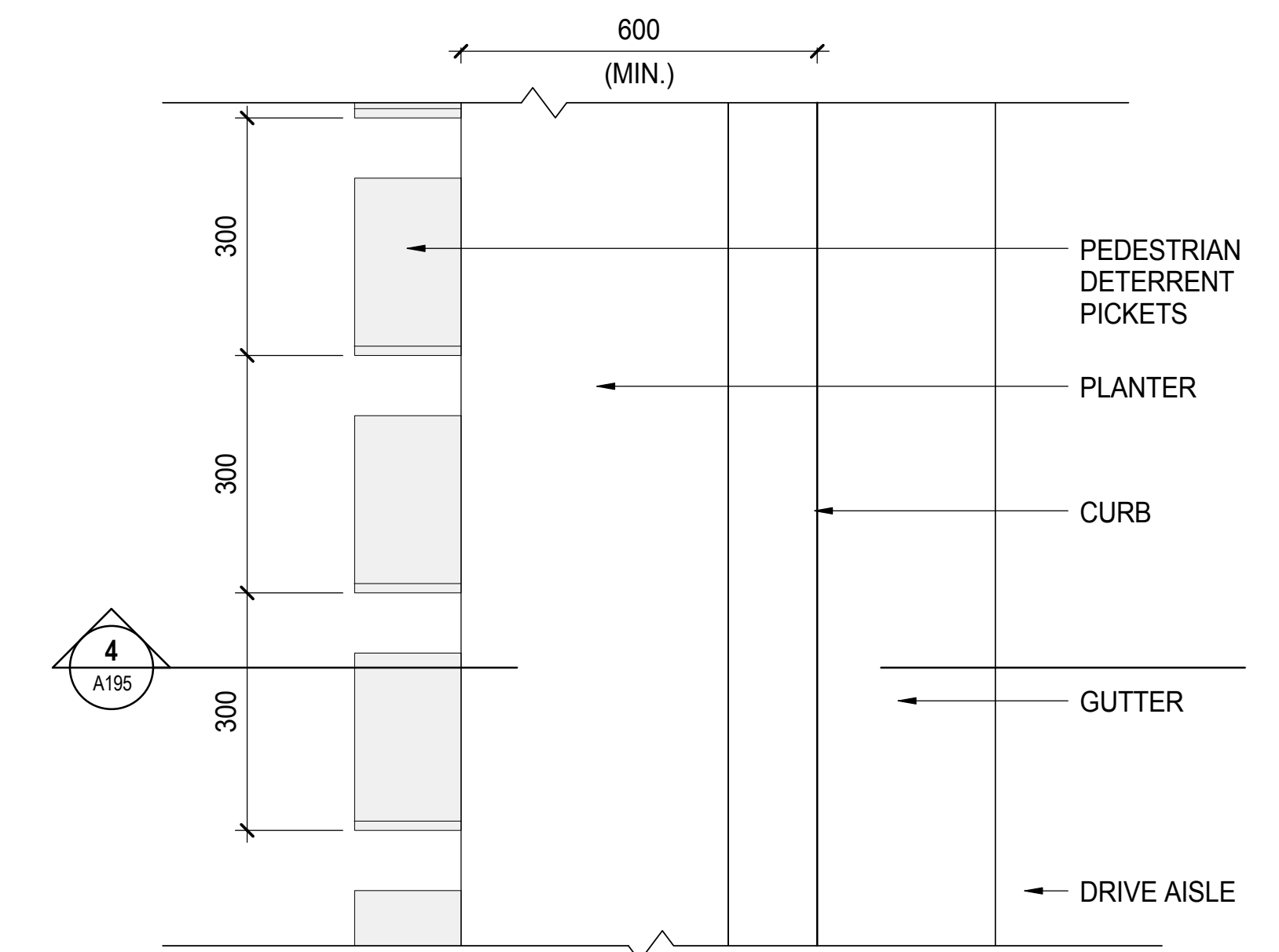
PICKET BOLLARDS AND GATE

DRAWN: Author CHECKER: Checker

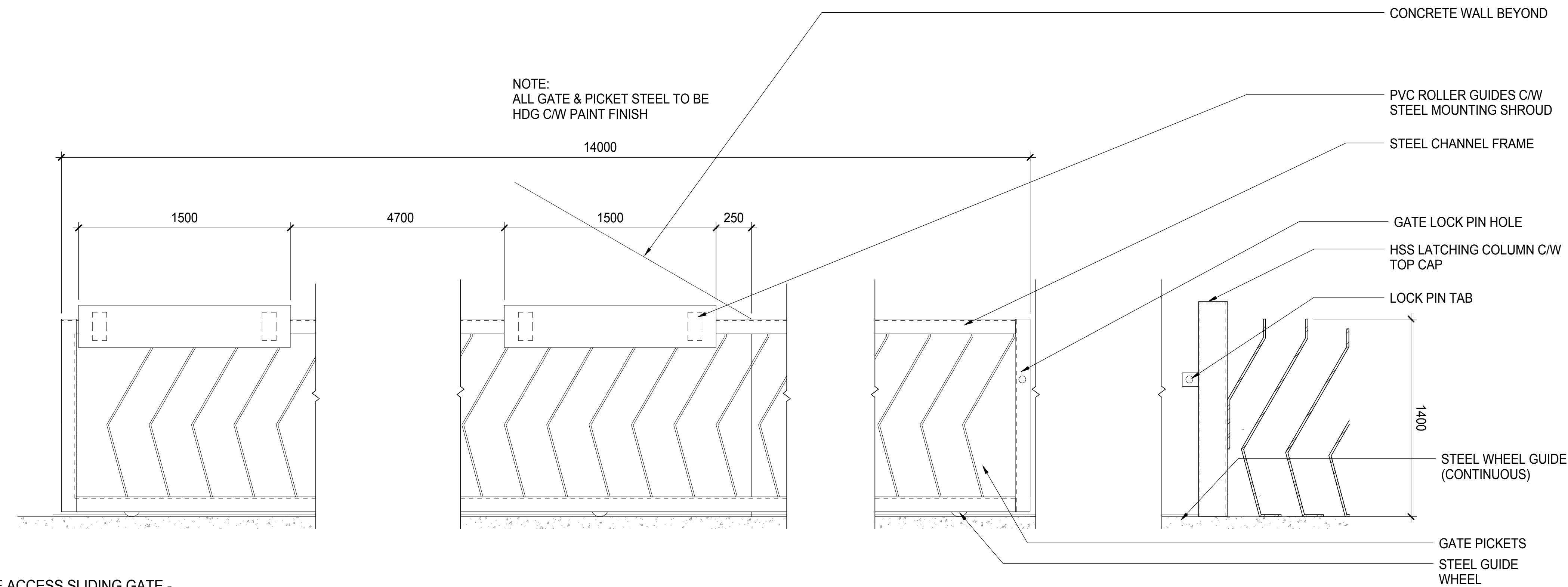
A194



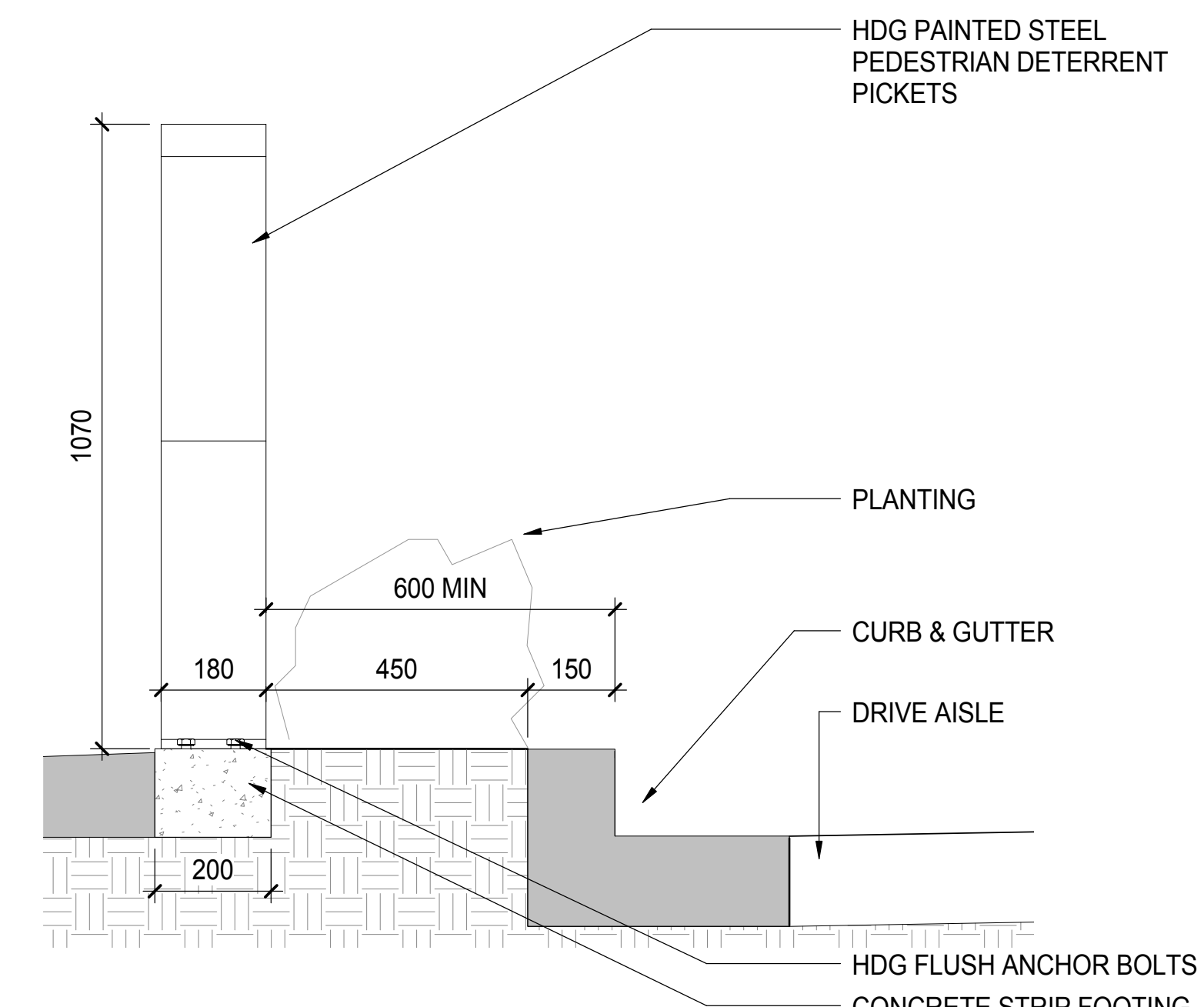
1 EMERGENCY VEHICLE ACCESS SLIDING GATE - PLAN
A195 SCALE: 1:20



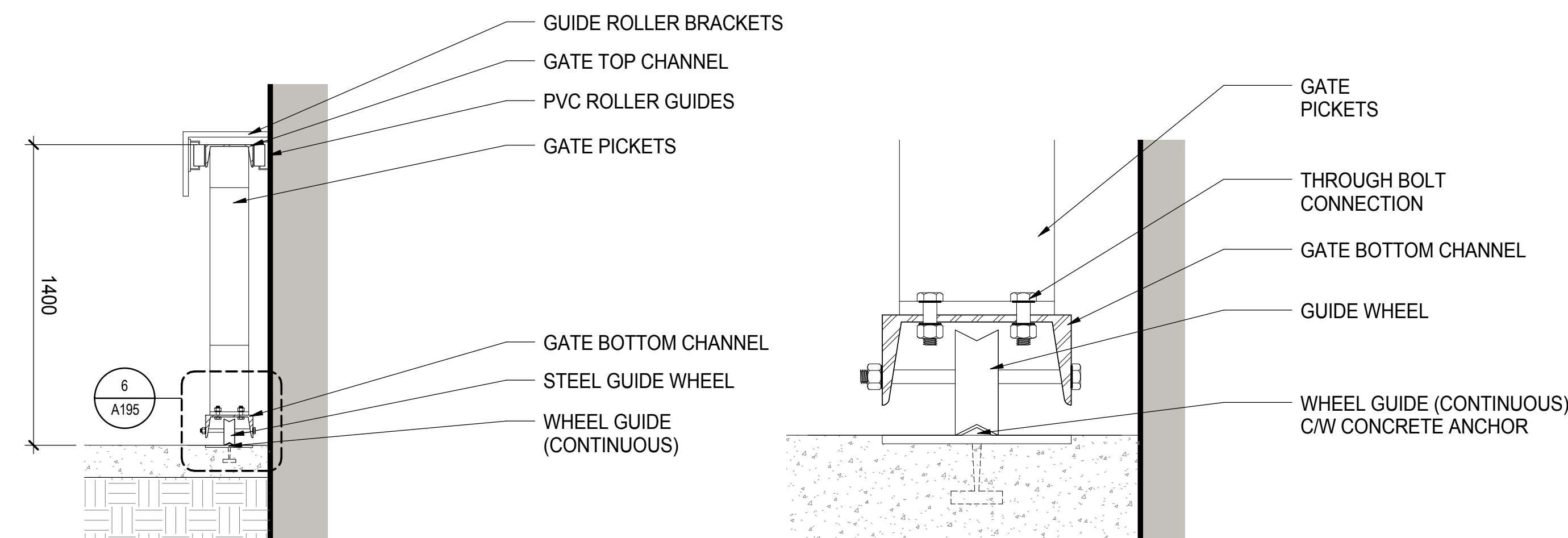
3 PEDESTIAN DETERRENT TYP. PLAN DETAILS
A195 SCALE: 1:10



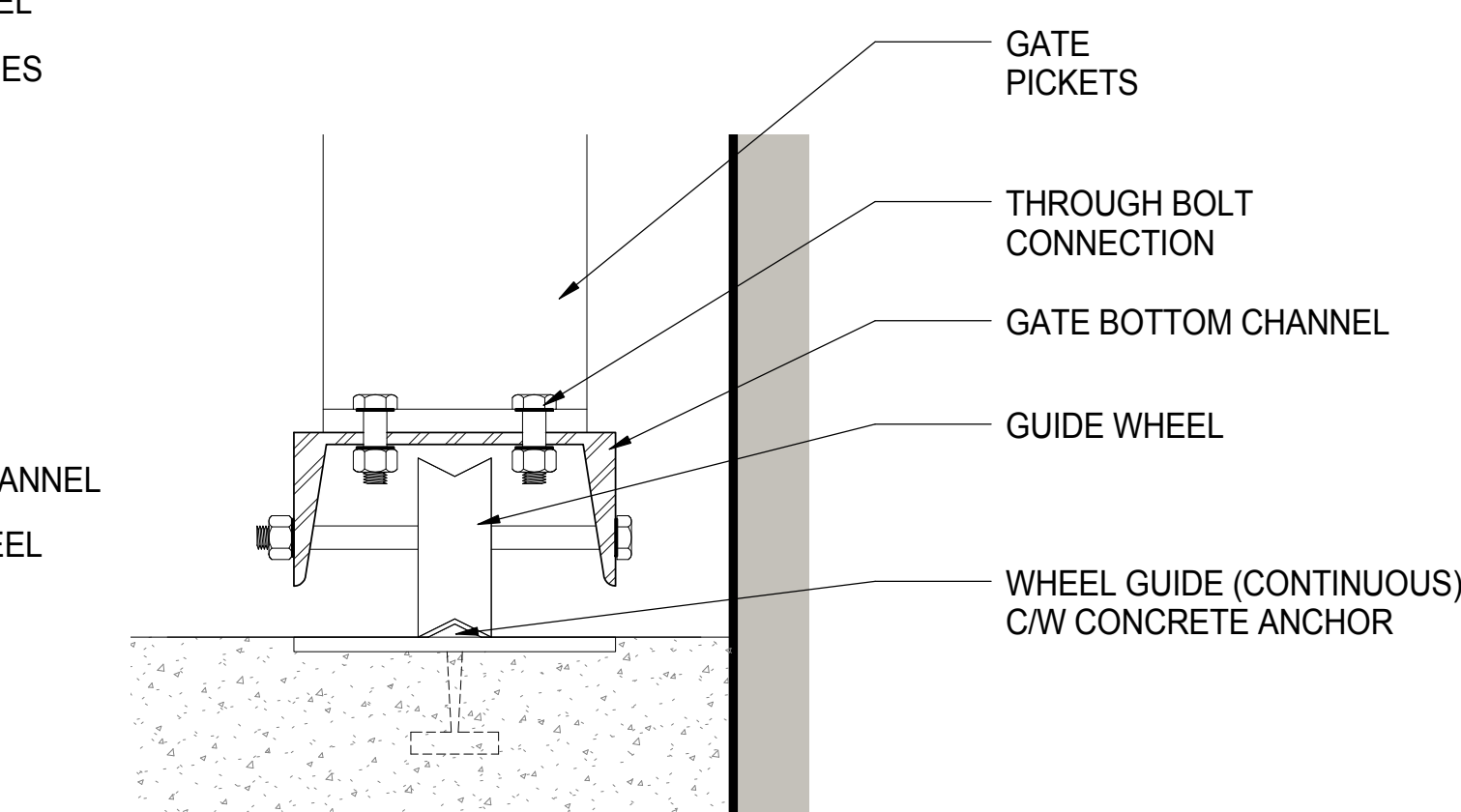
2 EMERGENCY VEHICLE ACCESS SLIDING GATE - ELEVATION
A195 SCALE: 1:20



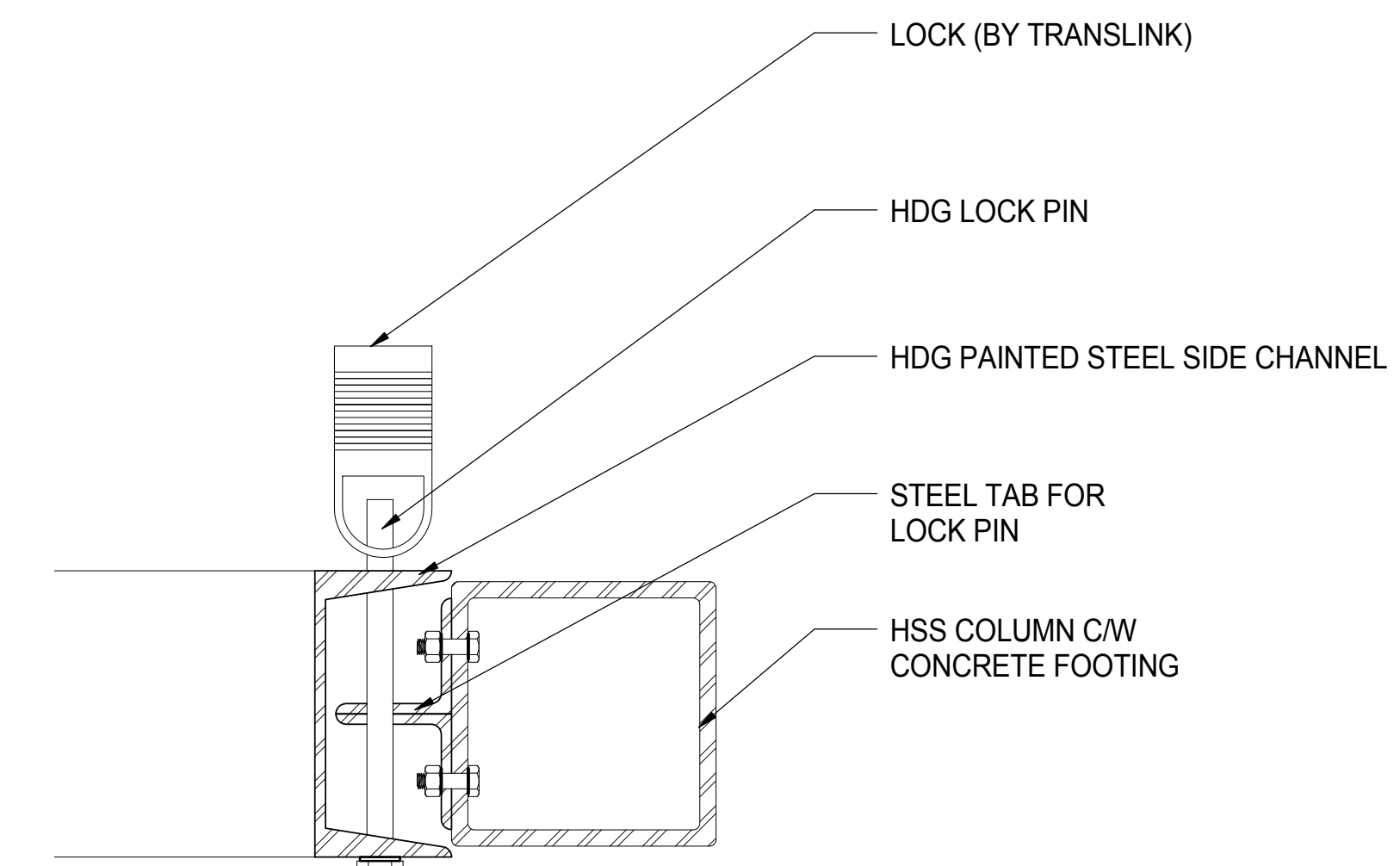
4 PEDESTIAN DETERRENT TYP. SECTION DETAIL
A195 SCALE: 1:10



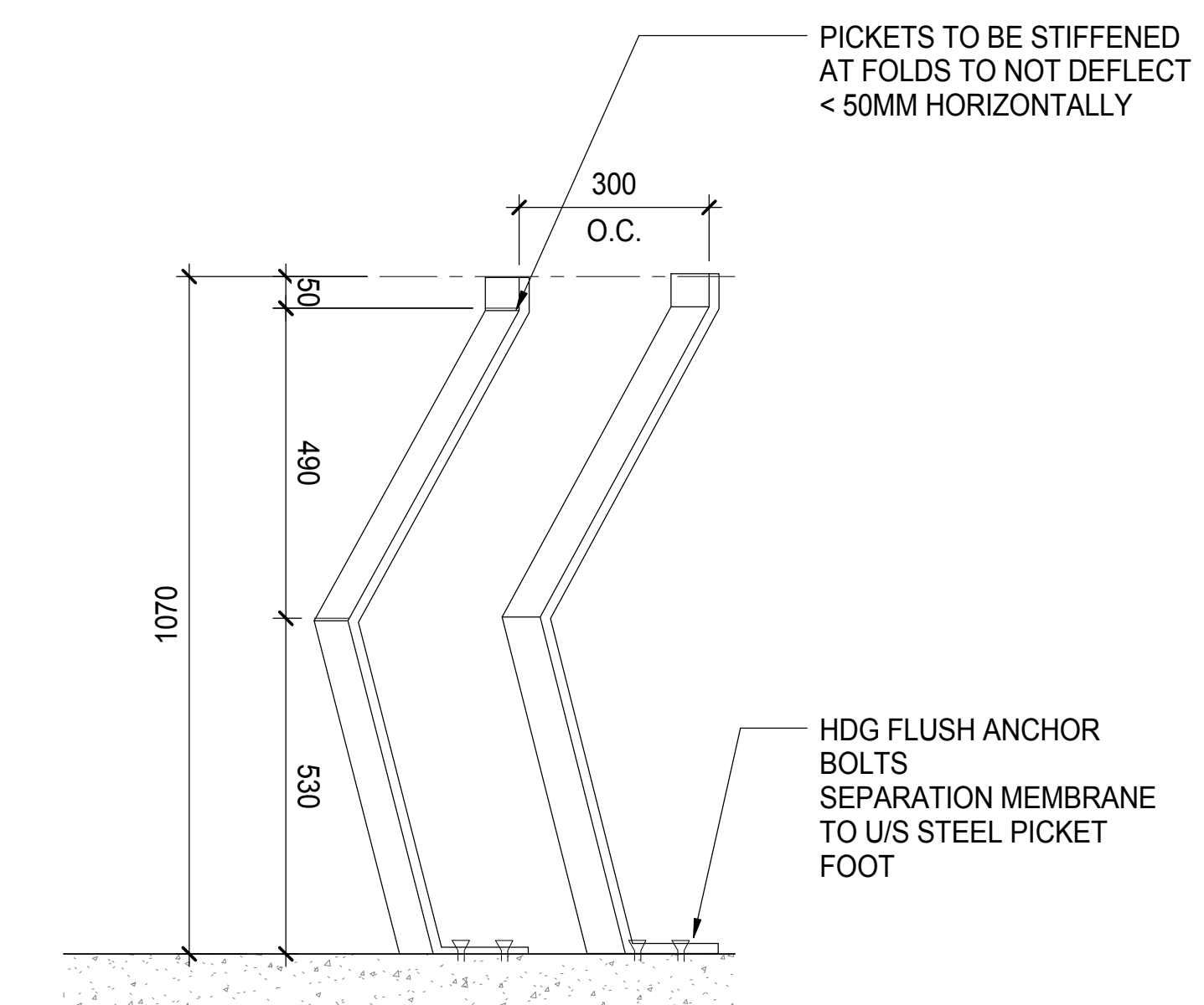
5 EMERGENCY VEHICLE ACCESS SLIDING GATE - SECTION
A195 SCALE: 1:20



6 EMERGENCY VEHICLE ACCESS SLIDING GATE - WHEEL
A195 SCALE: 1:5



7 EMERGENCY VEHICLE ACCESS SLIDING GATE LOCK
A195 SCALE: 1:5



8 PEDESTIAN DETERRENT TYP. PICKET GUARD
A195 SCALE: 1:10

ISSUED FOR
1 2016-06-30 ISSUE FOR 60% COORDINATION
2 2016-07-18 ISSUE FOR 70% COORDINATION
3 2016-08-31 ISSUE FOR 99% COORDINATION
4 2016-09-23 REISSUE FOR DP

FOR INFORMATION ONLY
NOT FOR CONSTRUCTION

METRIC
THIS DRAWING IS COPYRIGHTED AND MUST NOT BE USED, REPRODUCED, OR REVISED WITHOUT WRITTEN PERMISSION.
ALL DIMENSIONS ARE IN MILLIMETERS UNLESS OTHERWISE NOTED. VERIFY DIMENSIONS.
DO NOT SCALE THIS DRAWING.
REPORT INCONSISTENCIES AND OMISSIONS TO THE CONSULTANT FOR CLARIFICATION BEFORE COMMENCING WITH THE WORK.
DEVIATIONS FROM THE CONTRACT DOCUMENTS WITHOUT WRITTEN APPROVAL FROM THE CONSULTANT ARE SUBJECT TO CORRECTION AT THE CONTRACTOR'S EXPENSE.

UBC EXCHANGE GAGE SOUTH RESIDENCE

PICKETS / GATE DETAILS

DRAWN: Author CHECKER: Checker

A195