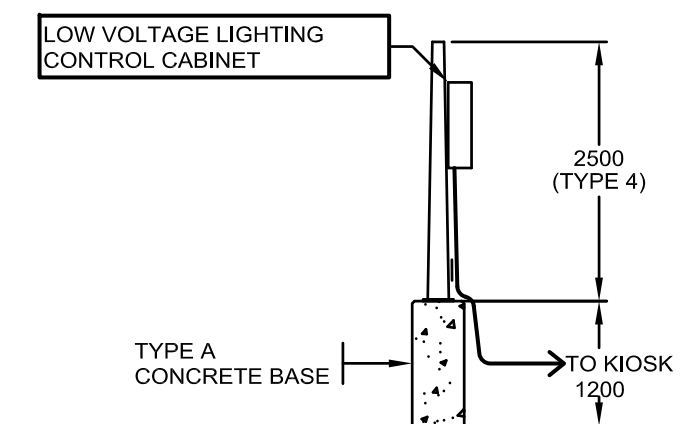
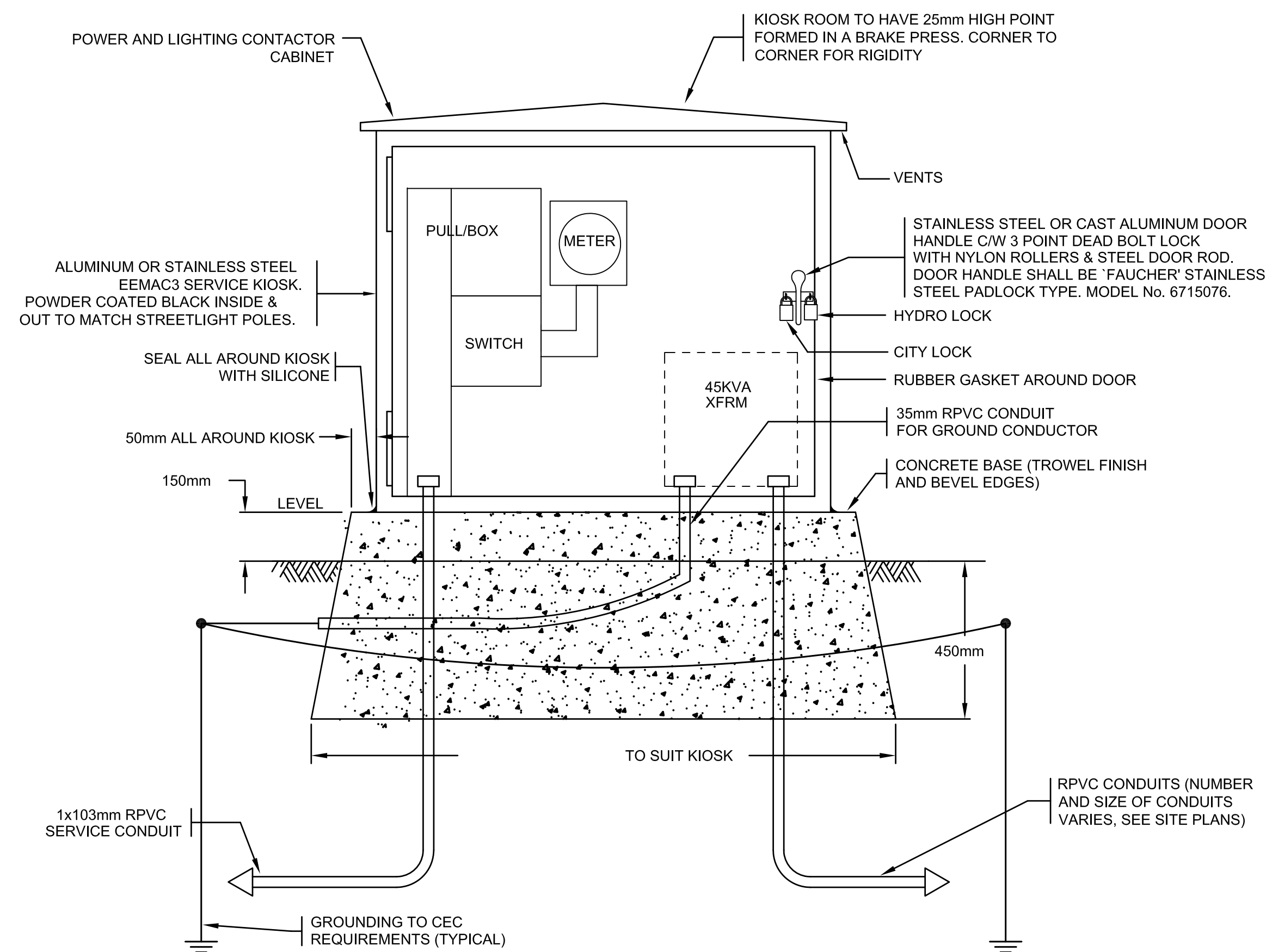
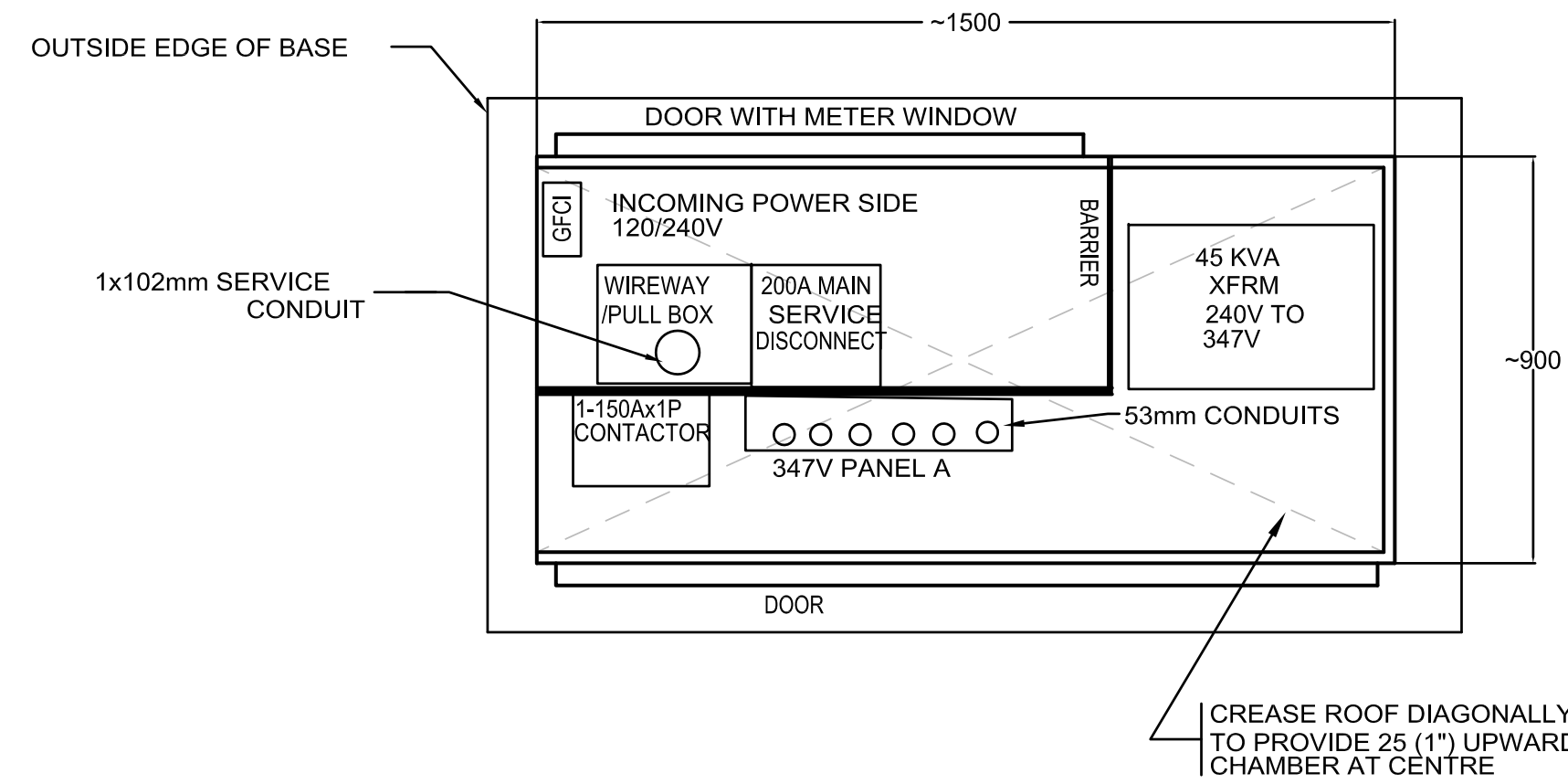


- NOTES:**
1. THE CONCRETE USED SHALL BE 30 MPa.
 2. FINISHED AS CAST.



**COMMUNITY FIELD LIGHT
POLE BASE**

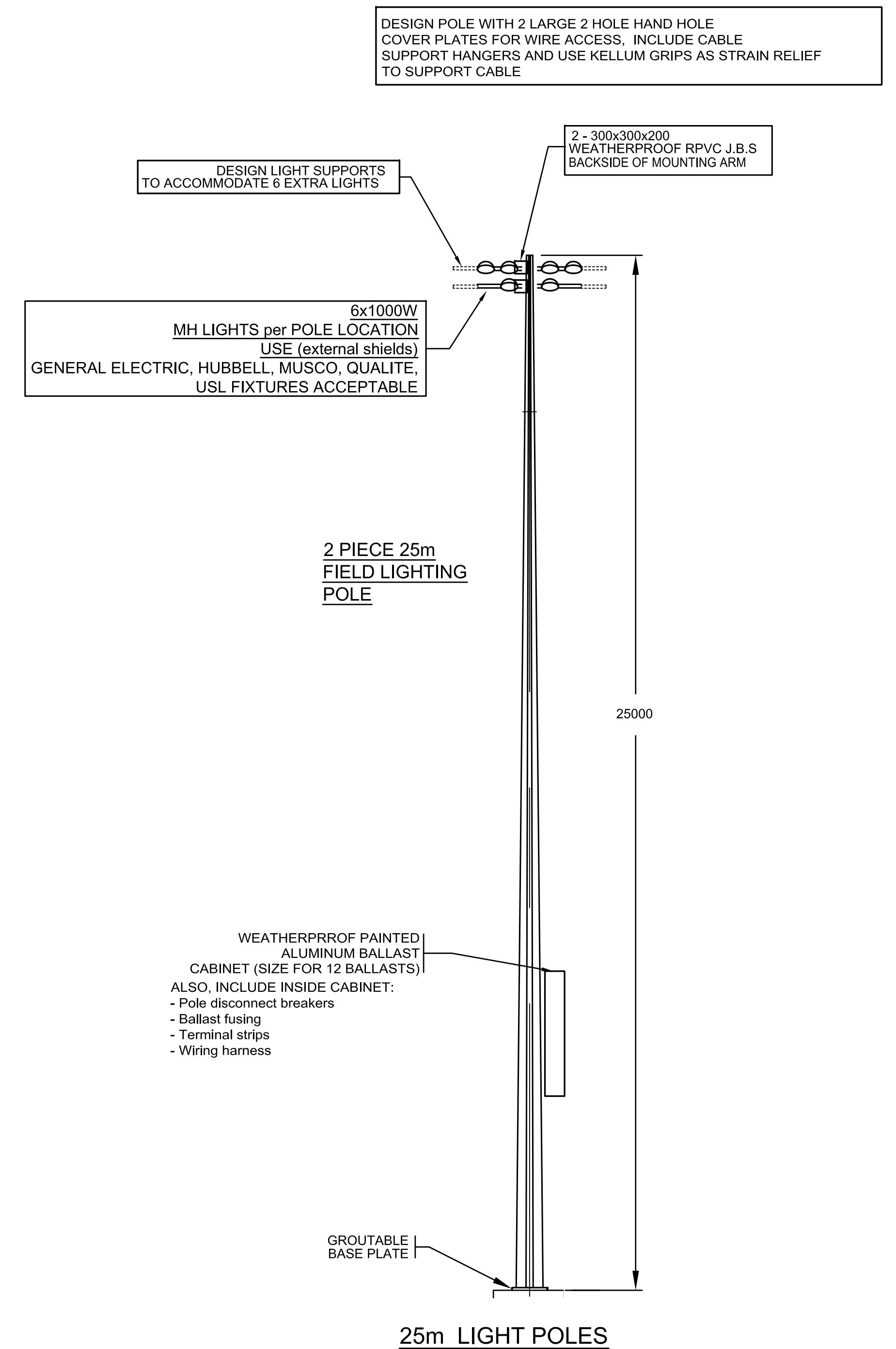
			UBC PROPERTIES TRUST		Engineering Department
			DESIGNED - CDC	COMMUNITY FIELD LIGHTING PLAN	
			DRAWN - KN		
			METRIC SCALE -		
			CHECKED - PB		
			DATE - JUNE 2012	DWG FILE: Lots.DWG	
			DATE - JULY 2012	SHEET 1 OF 3	
			DATE -	REVISION NO.	
			DATE -	1	



KIOSK NOTES:

1. KIOSK SHALL BE SECURED TO CONCRETE BASE WITH A MINIMUM OF 4 CONCRETE INSERTS.
2. CONCRETE SHALL HAVE A STRENGTH OF 25Mpa AT 28 DAYS.
3. LOCATE CONDUITS IN CONCRETE BASE TO SUIT KIOSK EQUIPMENT.
4. KIOSK SHALL MEET THE APPROVAL OF THE PROVINCIAL ELECTRICAL INSPECTOR & SHALL BARE A 'PROVINCIAL INSPECTION' STICKER.
5. SERVICE PANEL SHALL HAVE LAMICOID NAME PLATES INDICATING VOLTAGES & LABELING ALL EQUIPMENT.
6. A TYPE WRITTEN PANEL DIRECTORY SHALL BE LOCATED ON THE INSIDE OF THE PANEL DOOR.
7. ALL BREAKERS SHALL BE RATED AT A MINIMUM OF 18,000 AIC.
8. PROVIDE SHELF INSIDE KIOSK FOR IRRIGATION CONTROLLER. (APPROX. CONTROLLER SIZE 290W x 295H x 165D)
9. PROVIDE WIREWAY AND PULL-BOX ON IN-COMING SERVICE SIDE TO SUIT BC HYDRO. REFER TO DWG.

FIELD CONTROL CABINET



1. KIOSK SHALL BE SECURED TO CONCRETE BASE WITH A MINIMUM OF 4 CONCRETE INSERTS.
2. CONCRETE SHALL HAVE A STRENGTH OF 25Mpa AT 28 DAYS.
3. LOCATE CONDUITS IN CONCRETE BASE TO SUIT KIOSK EQUIPMENT.
4. KIOSK SHALL MEET THE APPROVAL OF THE PROVINCIAL ELECTRICAL INSPECTOR & SHALL BARE A 'PROVINCIAL INSPECTION' STICKER.
5. SERVICE PANEL SHALL HAVE LAMICOID NAME PLATES INDICATING VOLTAGES & LABELING ALL EQUIPMENT.
6. A TYPE WRITTEN PANEL DIRECTORY SHALL BE LOCATED ON THE INSIDE OF THE PANEL DOOR.
7. ALL BREAKERS SHALL BE RATED AT A MINIMUM OF 18,000 AIC.
8. PROVIDE SHELF INSIDE KIOSK FOR IRRIGATION CONTROLLER. (APPROX. CONTROLLER SIZE 290W x 295H x 165D)
9. PROVIDE WIREWAY AND PULL-BOX ON IN-COMING SERVICE SIDE TO SUIT BC HYDRO. REFER TO DWG.

FIELD CONTROL CABINET

			UBC PROPERTIES TRUST		Engineering Department
5			DESIGNED - CDC	COMMUNITY FIELD LIGHTING PLAN	DWG FILE: Lots.DWG
4			DRAWN - KN		SHEET 2 OF 3
3			METRIC SCALE -		REVISION NO.
2			CHECKED - PB		1
1			DATE - JUNE 2012		
REV. No.	DATE	REVISION			

