



## Fairview Commons:

Main Mall  
University of British Columbia  
Vancouver, BC

Legal address: 2200 Block Main Mall

Legal Description: PID 015-891-909 District Lot 3044, group 1, NWD

ISSUED FOR PRICING: Aug 27, 2010



**Owner: University of British Columbia** - UBC Properties Trust - Craig Knight

101 - 555 Great Northern Way, Vancouver BC, V5T 1E2, 604-742-3231

9 West Mall, Vancouver BC V6T 1Z4 604-822-0509

**Landscape & Lead Consultant: Phillips Farevaag Smallemberg** - Andrew Robertson

2327 Yew St., Vancouver, BC, V6K 3H1, 604-736-5168

**Civil: Core Group** - Cormac Nolan

320-8988 Fraserteron Court, Burnaby BC, V5J 5H8, 604-299-0605

**Structural: Equilibrium Consulting** - Eric Karsh

202-388 W 8th Avenue, Vancouver, BC, V5Y 3X2, 604-730-1422

---

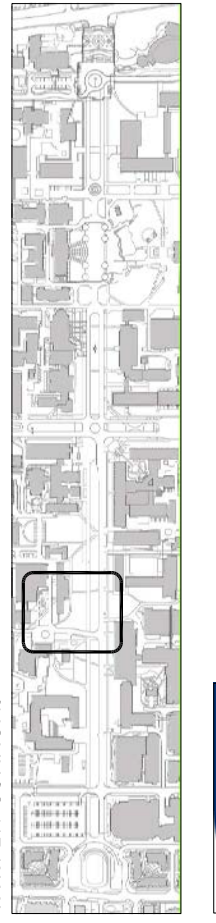
### LANDSCAPE:

Sheet No.	Sheet Name		
L1.0	Demolition Plan	L7.5	Details: Benches, Poles
L2.0	Detail Key & Materials Plan	L7.6	Details: Water Basin & Channel
L3.0	Layout Plan	L7.7	Details: Bioswale
L4.0	Grading Plan	L7.8	Details: Trellis
L5.0	Planting Plan	L7.9	Details: Trellis, Panels, Cabinets
L6.0	Irrigation Plan (pending)	L7.10	Details: Miscellaneous
L7.0	Details: Concrete Paving	L7.11	Details: Irrigation
L7.1	Details: Stone Paving	L7.12	Details: Planting
L7.2	Details: Steps, Walls, Plinths		
L7.3	Details: Walls, Amphitheatre Benches		
L7.4	Details: Benches		



**PHILLIPS  
FAREVAAG  
SMALLEMBERG**  
PLANNING • URBAN DESIGN  
LANDSCAPE ARCHITECTURE  
2327 Yew St. Vancouver BC V6K 3H1  
Tel: 604-736-5168 Fax: 604-736-5167  
Email: pfs@pfsbca.ca Web: www.pfsbca.ca

KEY PLAN



REVISIONS

NO.	DATE	DESCRIPTION	BY
1	JAN. 15, 2010	ISSUED FOR REVIEW	AR
2	MAR. 23, 2010	ISSUED FOR REVIEW	AR
3	MAY 21, 2010	ISSUED FOR DRC REVIEW	AR
4	MAY 31, 2010	ISSUED FOR REVIEW	AR
5	JUNE 02, 2010	ISSUED FOR ALUDP	AR
6	JULY 13, 2010	ISSUED FOR REVIEW	AR
7	AUG. 23, 2010	ISSUED FOR REVIEW	AR

PROJECT

**Fairview Commons**  
University of British Columbia

DRAWING TITLE

**DEMOLITION PLAN**

DATE  
**DEC 2009**

PROJECT NO.  
**09058**

SCALE  
**1:200**

DRAWING NO.

DRAWN BY  
**SK / MH**

**LI.0**

CHECKED BY  
**AR**

LEGEND

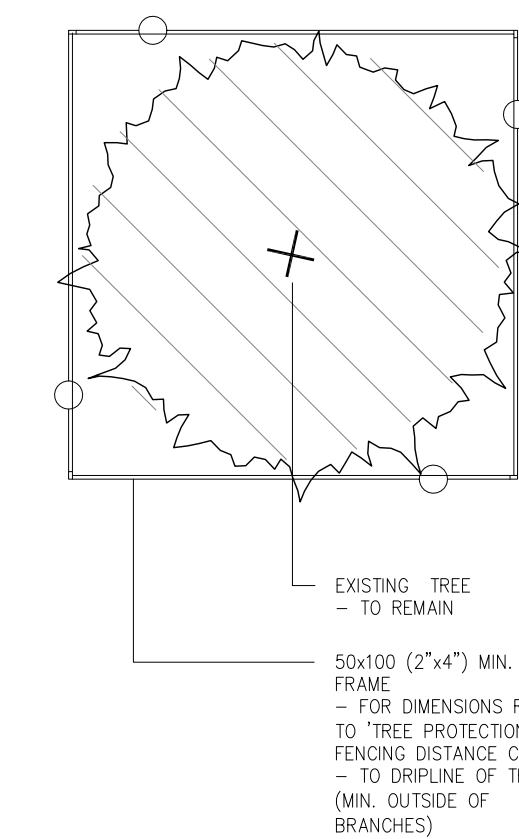
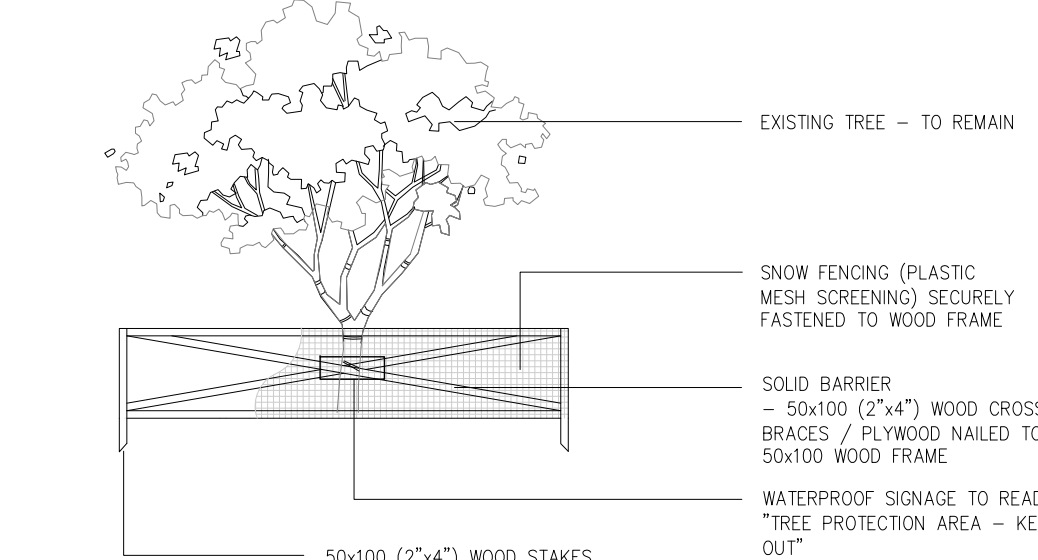
- EXISTING SOFTSCAPE TO BE STRIPPED. DO NOT DISTURB TREE ROOTS
- WALLS/CURBS TO BE REMOVED
- EXISTING ROADWAY/WALKWAY/ PLAZA SURFACING TO BE REMOVED
- EXISTING TREE - TO BE RETAINED AND PROTECTED
- EXISTING TREE - TO BE REMOVED
- EXISTING ROCKS
- EXISTING PLAQUES

GENERAL NOTES:

1. PLAN BASED ON SURVEY PROVIDED BY UBC, NO DATE.
2. LOCATION OF SITE SERVICES SHOWN ON DRAWINGS ARE INDICATIVE ONLY. CONTRACTOR TO VERIFY LOCATION AND PROTECT ALL SITE SERVICES WITHIN SCOPE OF WORK PRIOR TO COMMENCEMENT OF EXCAVATION. REFER TO CIVIL DWGS.
3. CONTRACTOR TO UNDERTAKE TREE PROTECTION MEASURES TO UNIVERSITY OF BRITISH COLUMBIA STANDARDS. CLEANLY SEVER ALL DAMAGED ROOTS. CONSULT WITH UNIVERSITY ARBORIST (COLIN VARNER 604-822-2428) PRIOR TO ANY EXCAVATION WITHIN DRIPLINE OF EXISTING TREES.
4. LOCATION OF TREE PROTECTION FENCING AND LIMIT OF ACCESS FENCING TO BE VERIFIED BY CONSULTANT PRIOR TO INSTALLATION.
5. ERECT SEDIMENT CONTROL AROUND EXISTING CATCHBASINS AND EROSION CONTROL MEASURES WHERE APPLICABLE TO UBC STANDARD. REFER TO CIVIL.
6. HAND EXCAVATE ONLY WITHIN DRIPLINE OF TREES TO BE RETAINED. SEVER ROOTS CLEANLY. CONTACT UNIVERSITY ARBORIST FOR APPROVAL PRIOR TO SEVERING ROOTS IN EXCESS OF 100mm DIA.
7. CONTRACTOR TO MAKE GOOD ANY DAMAGE DONE DURING THE CONSTRUCTION PERIOD TO EXISTING FEATURES TO BE RETAINED.
8. CONTRACTOR IS TO BECOME FAMILIAR WITH THE SITE AND REMOVE ANY AND ALL DEBRIS ASSOCIATED WITH CONSTRUCTION OF FAIRVIEW COMMONS.

TREE PROTECTION NOTES

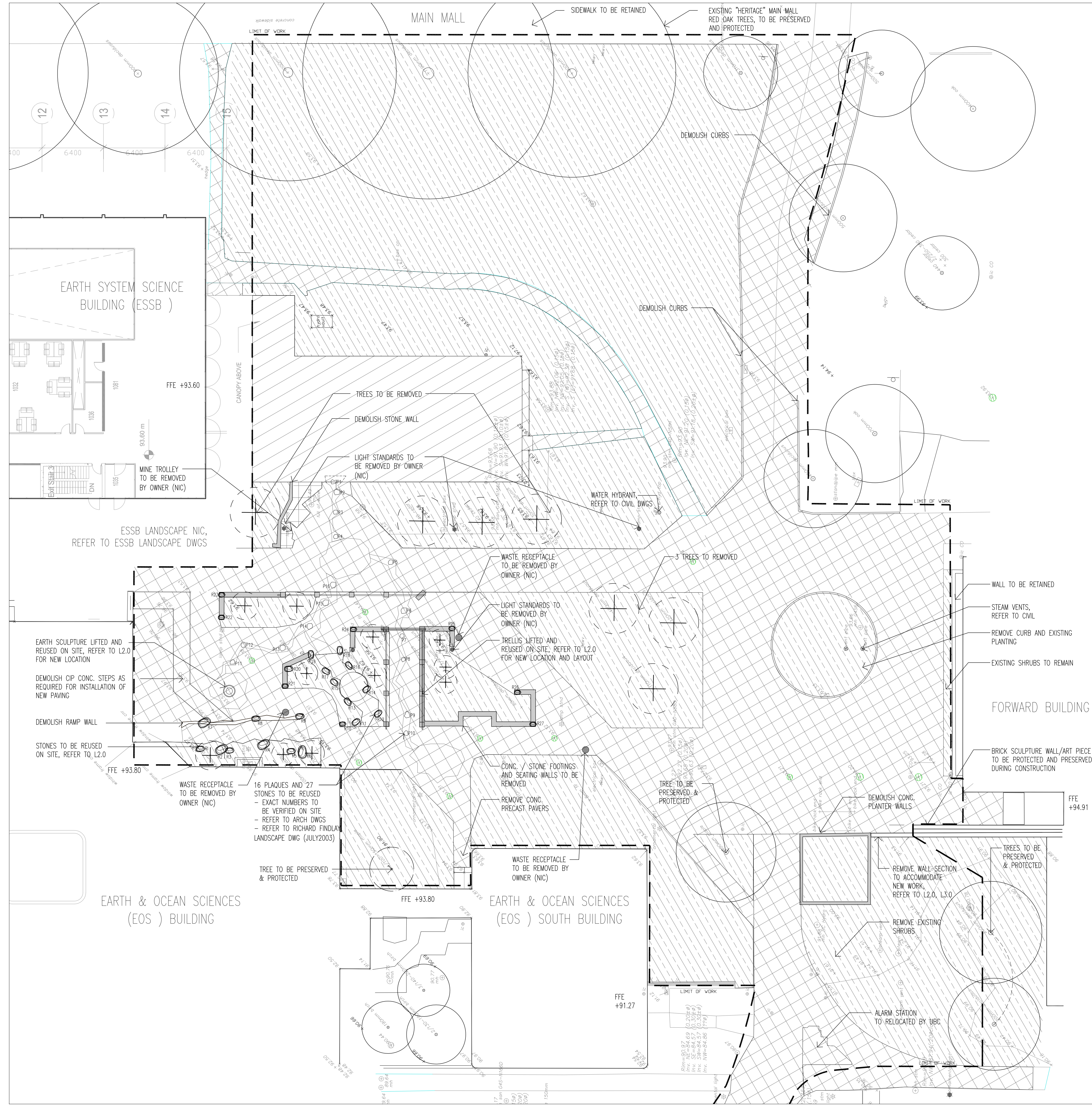
1. NO STORAGE OF BUILDING /CONSTRUCTION MATERIALS WITHIN OR AGAINST PROTECTION BARRIER.
2. ANY PRUNING OF BRANCHES OR ROOTS MUST BE DONE BY A PROFESSIONAL ARBORIST
3. PROTECTION FENCE IS NOT TO BE LIFTED OR REMOVED AT ANY TIME FOR VEHICULAR ACCESS. VEHICLES AND HEAVY EQUIPMENT CAN CAUSE SOIL COMPACTION IN THE ROOT ZONE DEPLETING THE AIR SPACE THAT IS ESSENTIAL TO THE TREE'S HEALTH
4. REFER TO SPECIFICATIONS.



TREE PROTECTION FENCING DISTANCE TABLE

Trunk Diameter (cm)	Minimum Distance in Meters From Tree (=diox12)
15.0	1.8
20.0	2.4
25.0	3.0
30.0	3.6
35.0	4.2
40.0	4.8
45.0	5.4
50.0	6.0
55.0	6.6
60.0	7.2
75.0	9.0
90.0	10.0
100.0	12.0

NOTE: MINIMUM TO DRIPLINE



COPYRIGHT RESERVED  
This plan and design are, and at all times remain, the exclusive property of Phillips Farevaag Smallemberg and cannot be used or reproduced without written consent. Contractors shall verify and be responsible for all dimensions and conditions on the job. This office shall be informed of any discrepancies from the dimensions and conditions shown on the drawing.

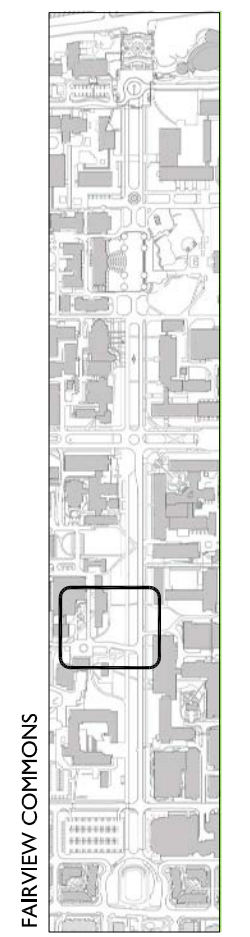


**PHILLIPS  
FAREVAAG  
SMALLEMBERG**

PLANNING • URBAN DESIGN  
LANDSCAPE ARCHITECTURE

2327 Yew St. Vancouver BC V6K 3H1  
Tel: 604-736-5168 Fax: 604-736-5167  
Email: ph@pfs.bc.ca Web: www.pfs.bc.ca

KEY PLAN



REVISIONS

NO.	DATE	DESCRIPTION	BY
1	JAN. 15, 2010	ISSUED FOR REVIEW	AR
2	MAR. 23, 2010	ISSUED FOR REVIEW	AR
3	MAY 21, 2010	ISSUED FOR DRC REVIEW	AR
4	MAY 31, 2010	ISSUED FOR REVIEW	AR
5	JUNE 02, 2010	ISSUED FOR AUDP	AR
6	JULY 13, 2010	ISSUED FOR REVIEW	AR
7	AUG. 23, 2010	ISSUED FOR REVIEW	AR
8	AUG. 27, 2010	ISSUED FOR PRICING	AR

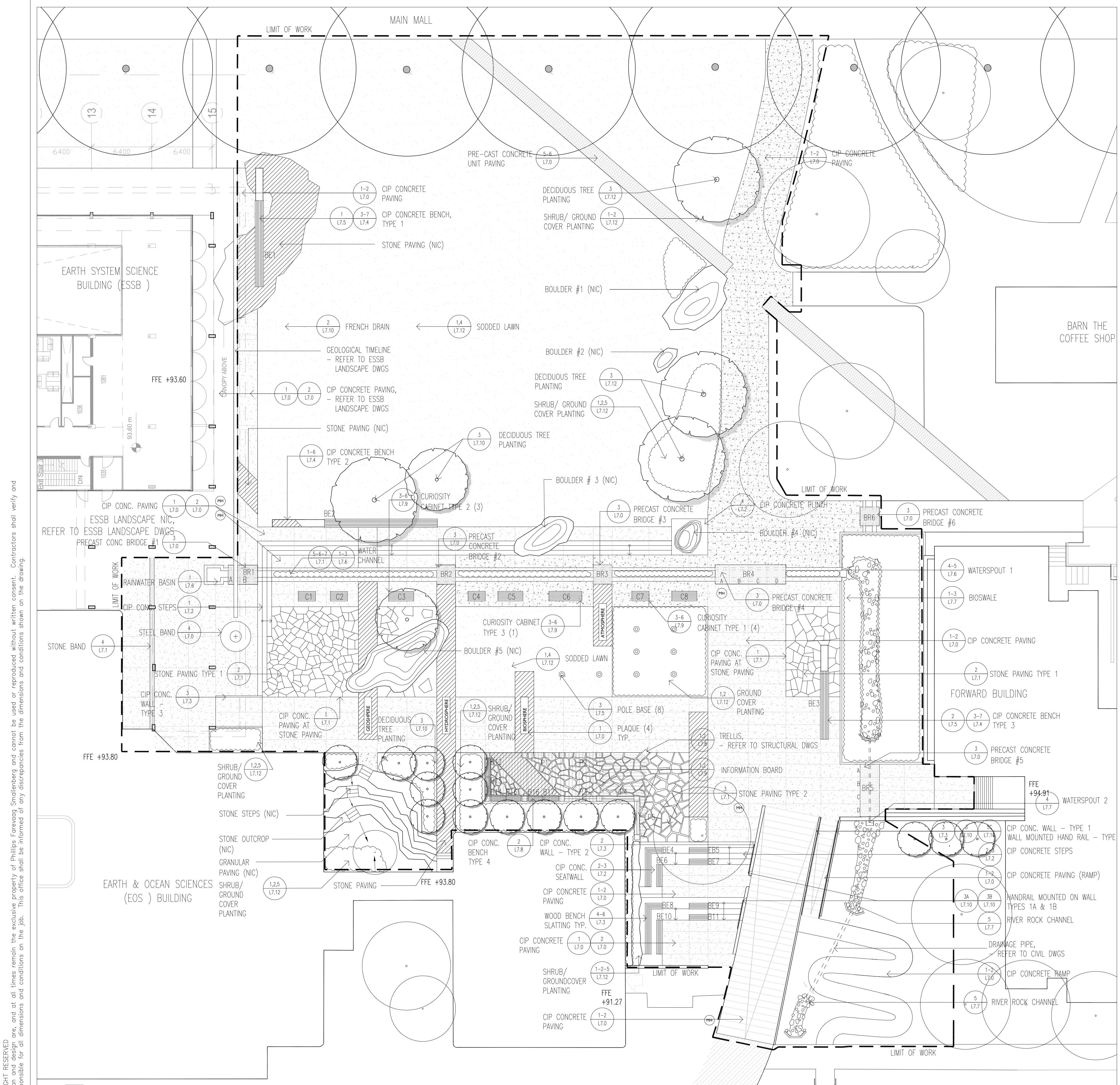
PROJECT

**Fairview Commons**  
University of British Columbia

DRAWING TITLE

**DETAIL KEY AND MATERIALS PLAN**

DATE <b>DEC 2009</b>	PROJECT NO. <b>09058</b>
SCALE <b>1:200</b>	DRAWING NO.
DRAWN BY <b>SK</b>	<b>L2.0</b>
CHECKED BY <b>AR</b>	



LEGEND - LANDSCAPE SURFACING

- CIP CONCRETE PAVING
- PRECAST CONCRETE UNIT PAVING
- TURF GRASS
- BRECCIA (FRAGMENTS OF ALL ROCKS EXCEPT BASALT)

KEY

- BE# BENCH
- BR# BRIDGE
- B# BOULDER
- C# CURIOSITY CABINET
- C# STONE SURFACING

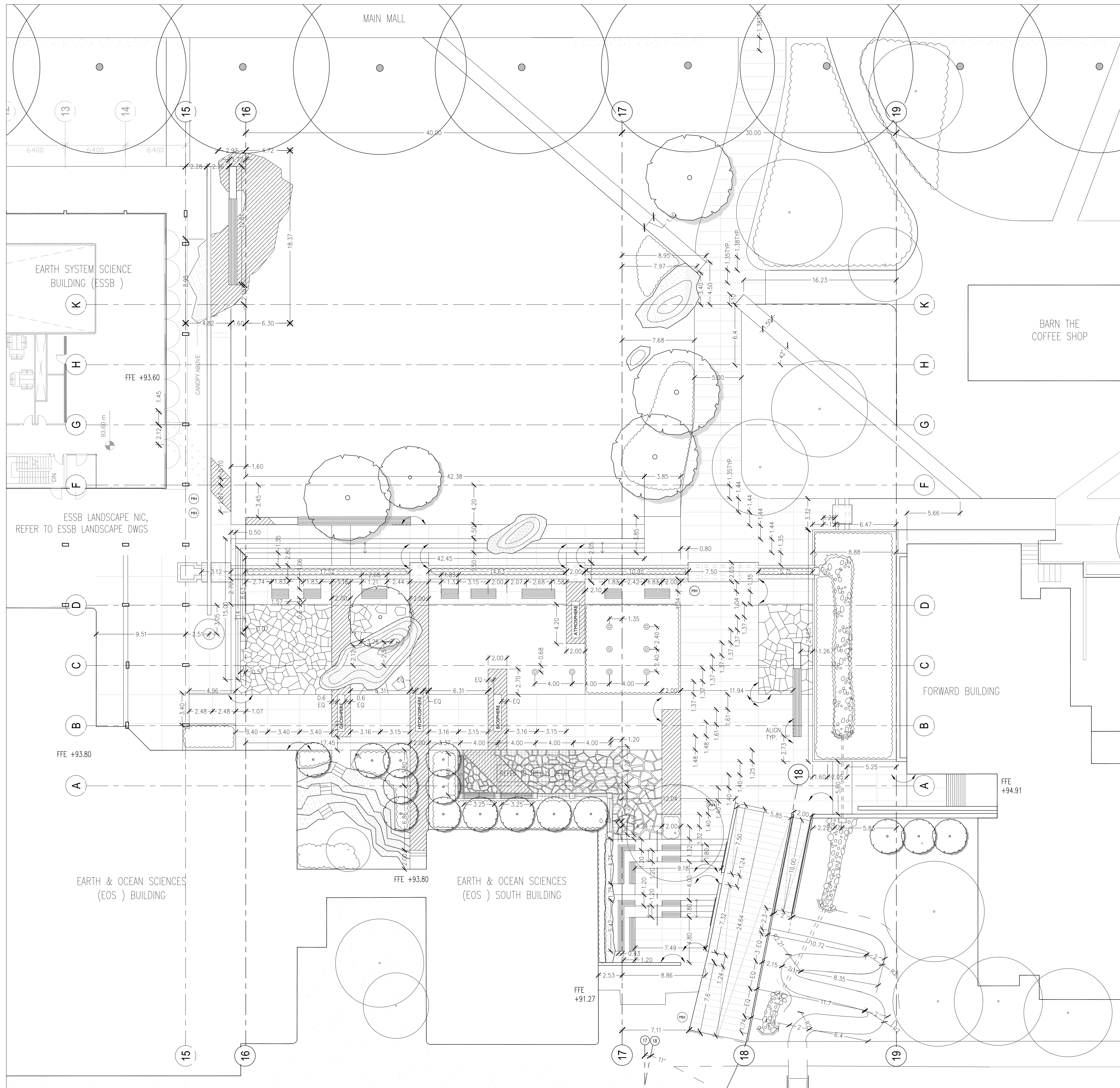
COPYRIGHT RESERVED  
This plan and design are, and at all times remain the exclusive property of Phillips Farevaag Smallemberg and cannot be used or reproduced without written consent. Contractors shall verify and be responsible for all dimensions and conditions on the job. This office shall be informed of any discrepancies from the dimensions and conditions shown on the drawing.



**PHILLIPS  
FAREVAAG  
SMALLENBERG**

PLANNING • URBAN DESIGN  
LANDSCAPE ARCHITECTURE

2327 Yew St. Vancouver BC V6K 3H1  
Tel: 604-736-5168 Fax: 604-736-5167  
Email: pfs@pfsbc.ca Web: www.pfsbc.ca



COPYRIGHT RESERVED  
This plan and design are, and at all times remain the exclusive property of Phillips Farevaag Smallemberg and cannot be used or reproduced without written consent. Contractors shall verify and be responsible for all dimensions and conditions on the job. This office shall be informed of any discrepancies from the dimensions and conditions shown on the drawing.

KEY PLAN



REVISIONS

NO.	DATE	DESCRIPTION	BY
1	JAN. 15, 2010	ISSUED FOR REVIEW	AR
2	MAR. 23, 2010	ISSUED FOR REVIEW	AR
3	MAY 21, 2010	ISSUED FOR DRC REVIEW	AR
4	MAY 31, 2010	ISSUED FOR REVIEW	AR
5	JUNE 02, 2010	ISSUED FOR AUDP	AR
6	JULY 13, 2010	ISSUED FOR REVIEW	AR
7	AUG. 23, 2010	ISSUED FOR REVIEW	AR
8	AUG. 27, 2010	ISSUED FOR PRICING	AR

PROJECT

**Fairview Commons**  
University of British Columbia

DRAWING TITLE  
**LAYOUT PLAN**

DATE <b>DEC 2009</b>	PROJECT NO. <b>09058</b>
SCALE <b>1:200</b>	DRAWING NO.
DRAWN BY <b>SK</b>	<b>L3.0</b>
CHECKED BY <b>AR</b>	



**PHILLIPS  
FAREVAAG  
SMALLEMBERG**  
PLANNING • URBAN DESIGN  
LANDSCAPE ARCHITECTURE  
2327 Yew St. Vancouver BC V6K 3H1  
Tel: 604-736-5168 Fax: 604-736-5167  
Email: pfs@pfs.bc.ca Web: www.pfs.bc.ca

KEY PLAN



REVISIONS

NO.	DATE	DESCRIPTION	BY
1	JAN. 15, 2010	ISSUED FOR REVIEW	AR
2	MAR. 23, 2010	ISSUED FOR REVIEW	AR
3	MAY 21, 2010	ISSUED FOR DRG REVIEW	AR
4	MAY 31, 2010	ISSUED FOR REVIEW	AR
5	JUNE 02, 2010	ISSUED FOR AUDP	AR
6	JULY 13, 2010	ISSUED FOR REVIEW	AR
7	AUG. 23, 2010	ISSUED FOR REVIEW	AR
8	AUG. 27, 2010	ISSUED FOR PRICING	AR

PROJECT

**Fairview Commons**  
University of British Columbia

DRAWING TITLE

**GRADING PLAN**

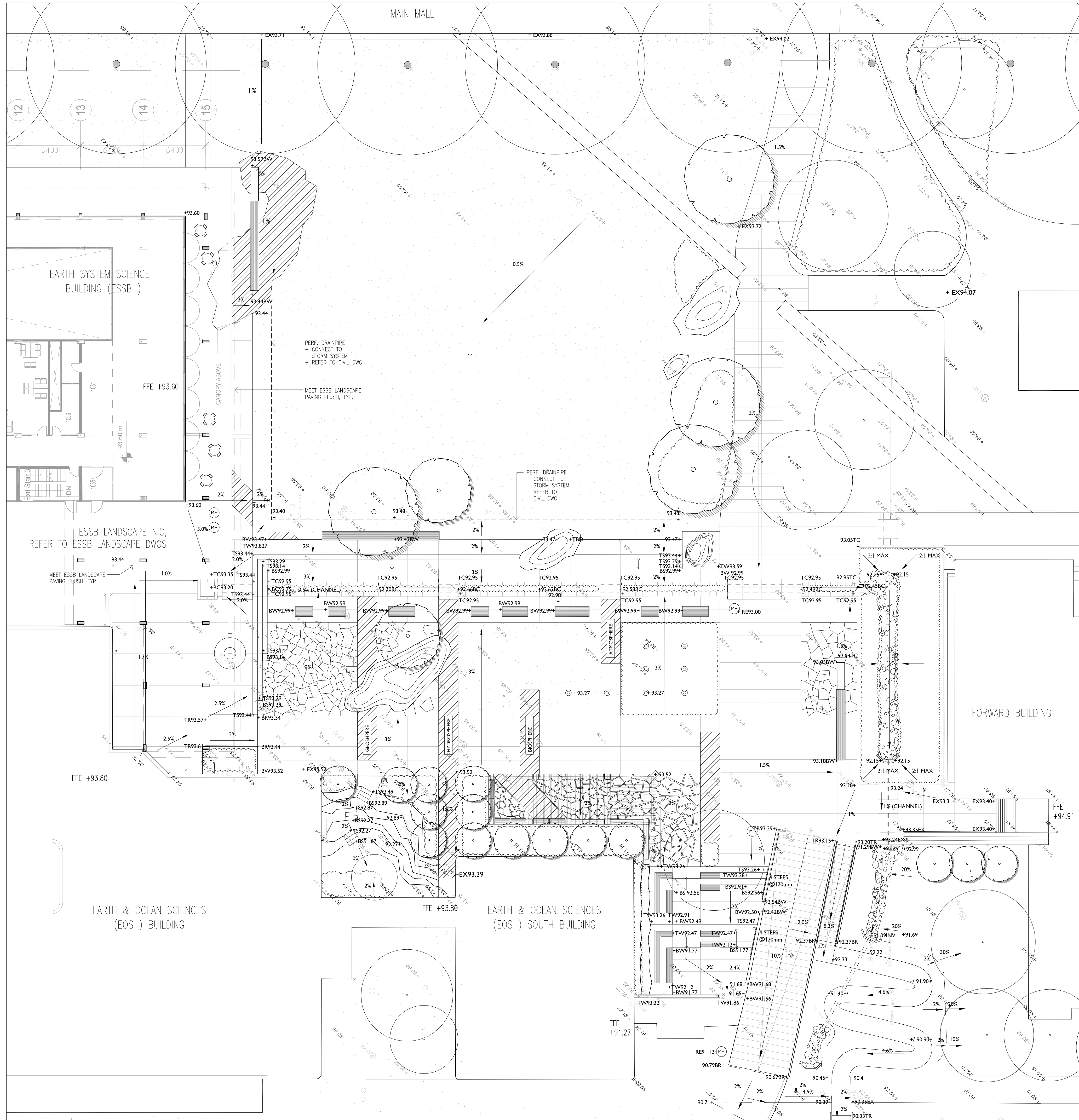
DATE: **DEC 2009** PROJECT NO.: **09058**

SCALE: **1:200** DRAWING NO.:

DRAWN BY: **SK / MH / AR**

**L4.0**

CHECKED BY: **AR**



LEGEND

- TS TOP OF STAIR
- BS BOTTOM OF STAIR
- TW TOP OF WALL
- BW BOTTOM OF WALL
- TC TOP OF CURB
- BC BOTTOM OF CURB
- PD PLANTER DRAIN
- RE DRAIN - RIM ELEVATION
- AD AREA DRAIN
- MH MANHOLE
- FFE FINISHED FLOOR ELEVATION
- +90.97 NEW SPOT ELEVATION
- +90.07 EXISTING SPOT ELEVATION
- 1% SLOPE
- BL BREAKLINE

NOTES

1. EXISTING ELEVATIONS ARE BASED ON ARCHITECTURAL DRAWINGS AND SURVEY PLAN SUPPLIED BY UBC CAMPUS PLANNING.
2. ALL SPOT ELEVATIONS IN METRIC METER MEASUREMENT UNITS UNLESS OTHERWISE INDICATED.
3. REFER TO CIVIL DRAWINGS FOR ALL SUBSURFACE DRAINAGE.
4. ENSURE POSITIVE DRAINAGE AWAY FROM BUILDINGS AND TO STORM DRAINS AND WATER CHANNELS.

COPYRIGHT RESERVED  
 This drawing is the property of Phillips Farevaag Smallemberg and cannot be used or reproduced without written consent. Contractors shall verify and be responsible for all dimensions and conditions on the job. This office shall be informed of any discrepancies from the dimensions and conditions shown on the drawing.




**PHILLIPS  
FAREVAAG  
SMALLEMBERG**

PLANNING • URBAN DESIGN  
LANDSCAPE ARCHITECTURE

2327 Yew St. Vancouver BC V6K 3H1  
Tel: 604-736-5168 Fax: 604-736-5167  
Email: pfs@pfs.bc.ca Web: www.pfs.bc.ca

KEY PLAN



REVISIONS

NO.	DATE	DESCRIPTION	BY
1	JAN. 15, 2010	ISSUED FOR REVIEW	AR
2	MAR. 23, 2010	ISSUED FOR REVIEW	AR
3	MAY 21, 2010	ISSUED FOR DRC REVIEW	AR
4	MAY 31, 2010	ISSUED FOR REVIEW	AR
5	JUNE 02, 2010	ISSUED FOR AUDP	AR
6	JULY 13, 2010	ISSUED FOR REVIEW	AR
7	AUG. 23, 2010	ISSUED FOR REVIEW	AR
8	AUG. 27, 2010	ISSUED FOR PRICING	AR

PROJECT

**Fairview Commons**  
University of British Columbia

DRAWING TITLE

**PLANTING PLAN**

DATE  
**DEC 2009**

PROJECT NO.  
**09058**

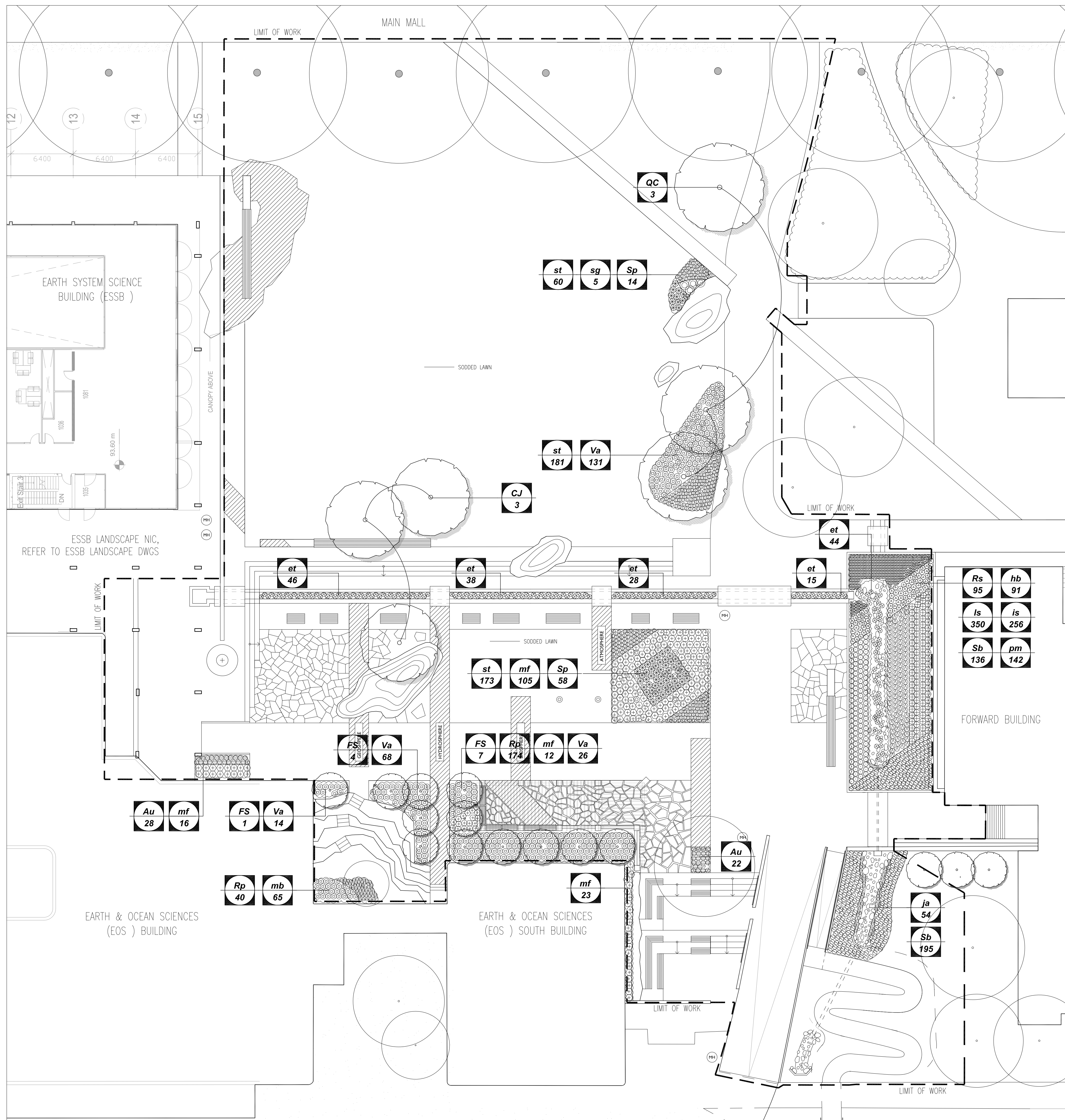
SCALE  
**1/200**

DRAWING NO.

DRAWN BY  
**SK**

**L5.0**

CHECKED BY  
**AR**



**PLANT LIST**

KEY	QTY	BOTANICAL NAME	COMMON NAME	SIZE
<b>DECIDUOUS TREES</b>				
CJ	3	CERCIDPHYLLUM JAPONICUM	KATSURA	7cm CAL. WB
FS	12	FAGUS SYLVATICA 'DANKYKI'	DAWKY BEECH	7cm CAL. WB
QC	3	QUERCUS COCCINEA	SCARLET OAK	7cm CAL. WB
<b>SHRUBS</b>				
Au	50	ARCTOSTAPHYLOS UVA-URSI	KINNICKINICK	#2 POT 450mm O.C.
@ Rp	214	RUBUS PARVIFLORUS	THIMBLEBERRY	#1 POT 450mm O.C.
@ Rs	95	RUBUS SPECTABILIS	SALMONBERRY	#2 POT 600mm O.C.
Sp	72	SALIX PURPUREA 'NANA'	DWARF PURPLE WILLOW	#2 POT 600mm O.C.
@ Sb	331	SPIRAEA BETULAFOLIA 'THOR'	WHITE SPIREA	#2 POT 450mm O.C.
@ Va	239	VACONIUM	BLUEBERRY	#2 POT 600mm O.C.
<b>PERENNIALS AND GRASSES</b>				
@ et	171	EQUISETUM TELMATEIA	GIANT HORSETAIL	#1 POT 450mm O.C.
@ hb	91	HOSTA 'BIG DADDY'	'BIG DADDY' HOSTA	#1 POT 450mm O.C.
@ is	256	IRIS SETOSA	WILD FLAG IRIS	#1 POT 300mm O.C.
@ ja	54	JUNCUS ACUMINATA	TAPERED RUSH	#1 POT 300mm O.C.
@ ls	350	LUZULA SYLVATICA	GREATER WOOD RUSH	#1 POT 300mm O.C.
mb	65	MAIANTHEMUM BIFOLIUM	FALSE LILY OF THE VALLEY	#1 POT 300mm O.C.
@ mf	144	MISCANTHUS FLAVIRAMEA	FLAME GRASS	#1 POT 750mm O.C.
@ pm	142	POLYSTICHUM MUNITUM	SWORD FERN	#2 POT 450mm O.C.
@ sg	5	STIPA GIGANTEA	GIANT FEATHER GRASS	#1 POT 900mm O.C.
@ st	414	STIPA TENUISSIMA	MEXICAN FEATHER GRASS	#1 POT 300mm O.C.

NOTES:  
1) ALL LANDSCAPE MATERIAL AND WORKMANSHIP SHALL BE IN ACCORDANCE WITH THE CURRENT EDITION OF THE BC LANDSCAPE STANDARD.  
2) PLANT COUNTS ARE BASED ON NUMERICAL VALUES AND NOT NUMBER OF PLANT SYMBOLS.  
3) PLANT MATERIAL FIELD LAYOUT TO BE APPROVED BY THE CONSULTANT PRIOR TO INSTALLATION.

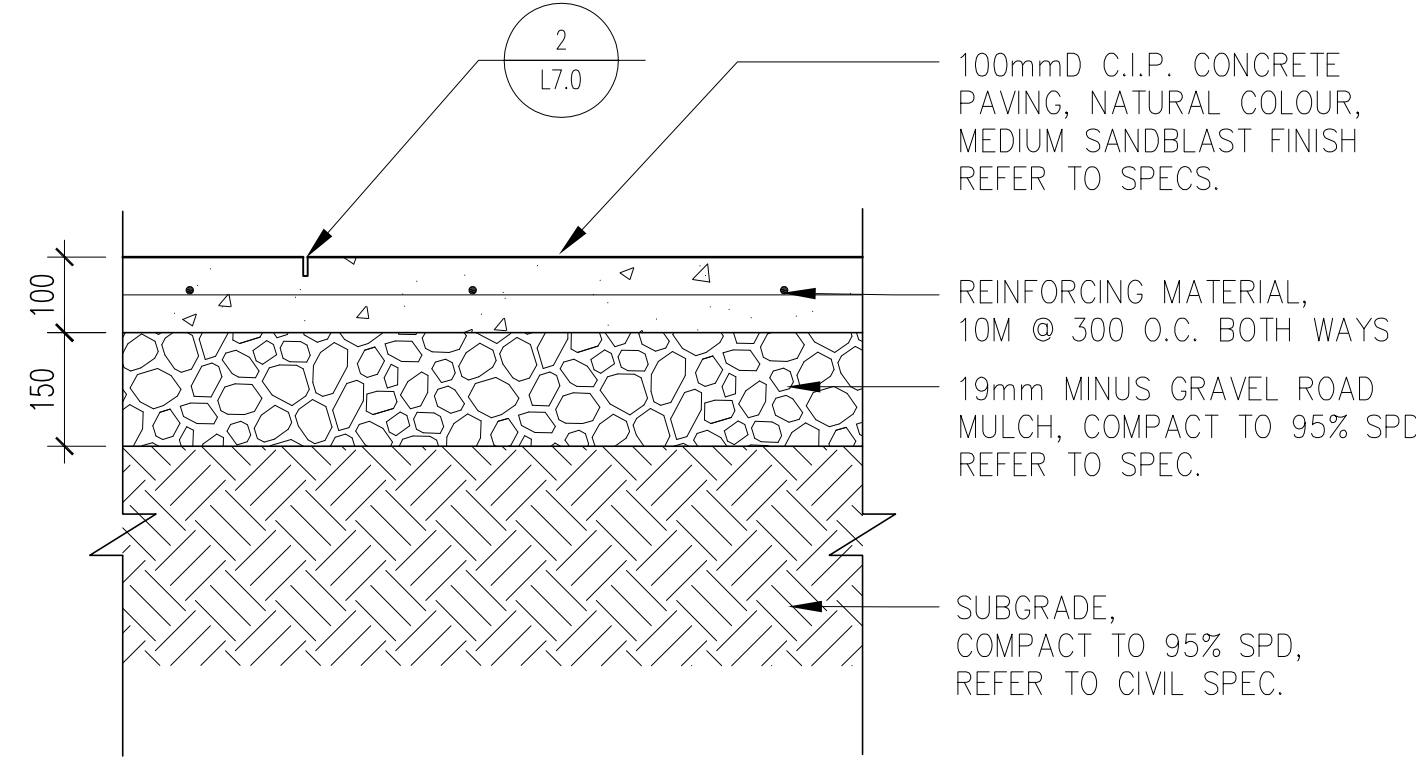
COPYRIGHT RESERVED  
 This drawing is the property of Phillips Farevaag Smallemberg and cannot be used or reproduced without written consent. Contractors shall verify and be responsible for all dimensions and conditions on the job. This office shall be informed of any discrepancies from the dimensions and conditions shown on the drawing.



**PHILLIPS  
FAREVAAG  
SMALLEGGER**

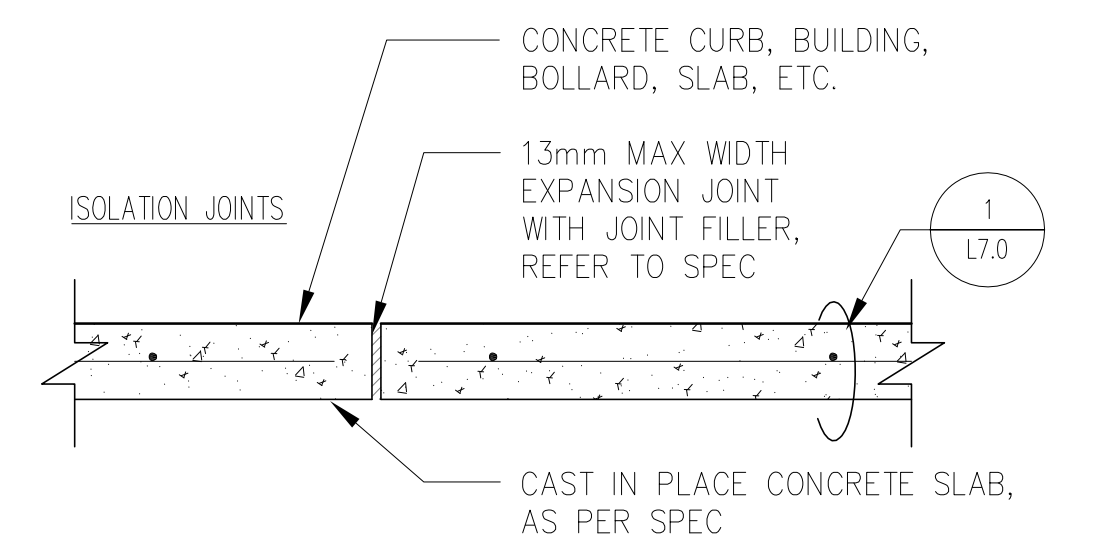
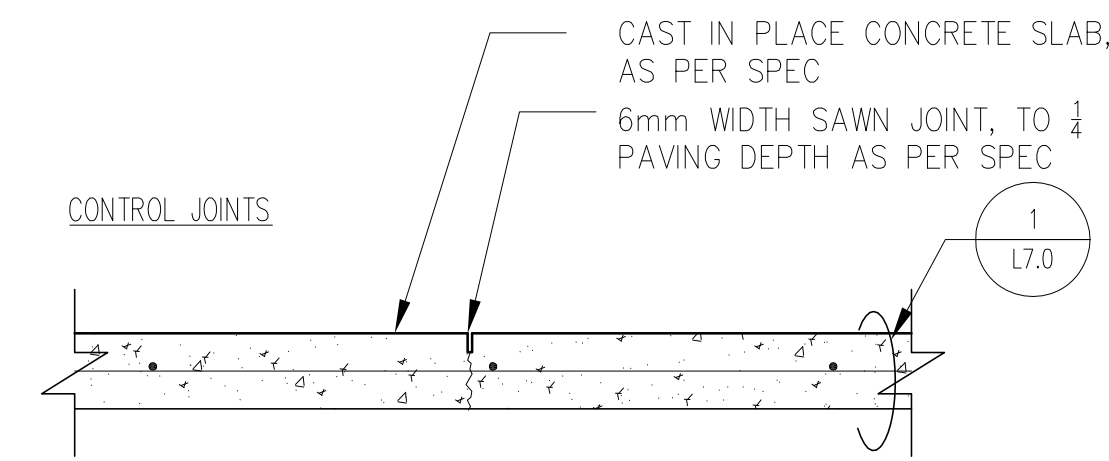
PLANNING - URBAN DESIGN  
LANDSCAPE ARCHITECTURE

2327 Yew St. Vancouver BC V6K 3H1  
Tel: 604-736-5168 Fax: 604-736-5167  
Email: pf@pfbs.ca Web: www.pfbs.ca

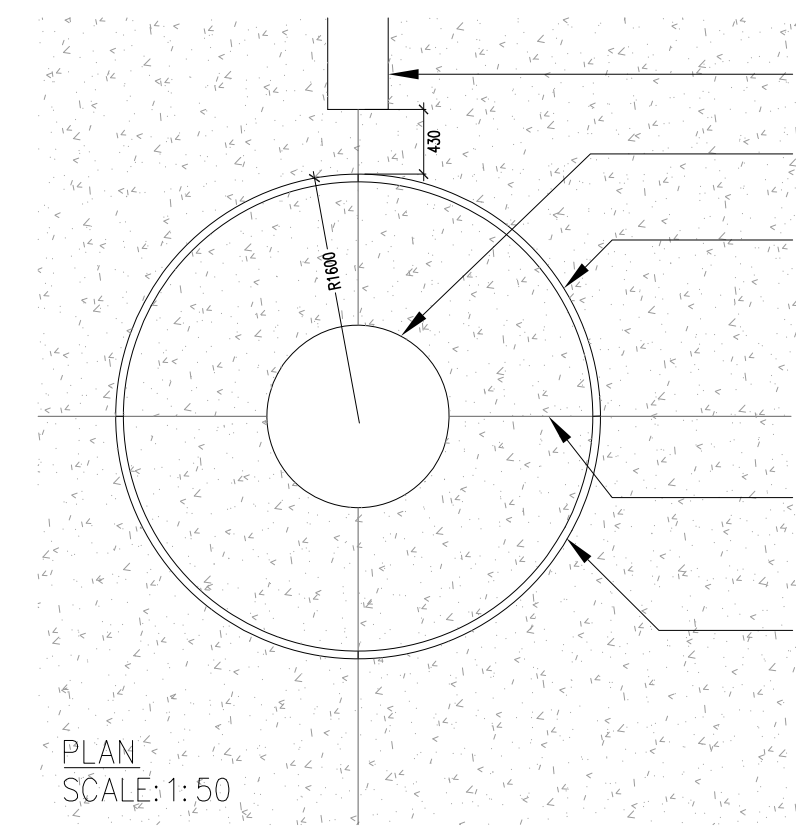


**1 C.I.P. CONCRETE PAVING**  
L7.0 1:10

NOTE: CONTROL ALL CONTROL JOINTS AT CONSISTENT WIDTH  
CUT JOINTS BEFORE RANDOM CRACKING OCCURS

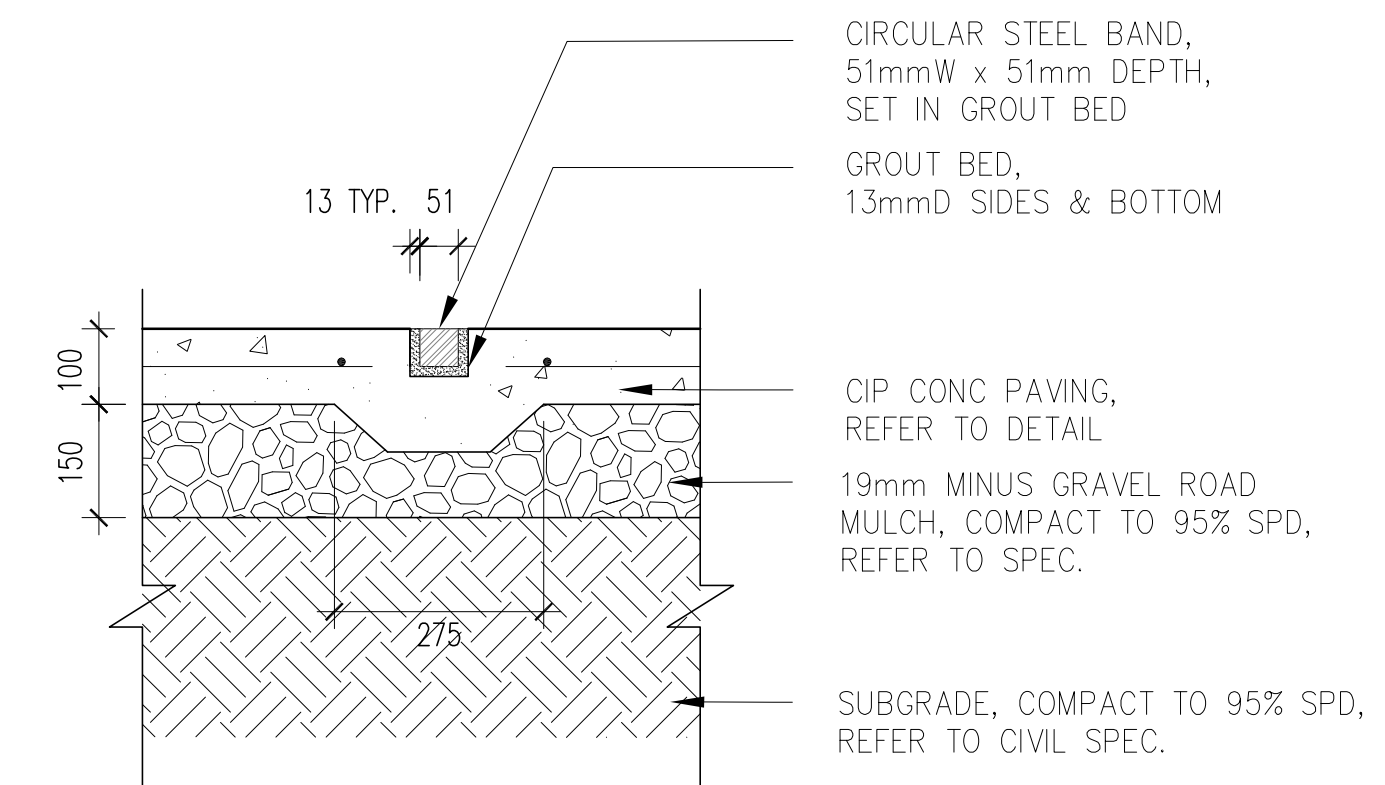


**2 C.I.P. CONCRETE PAVING: JOINTING**  
L7.0 1:10

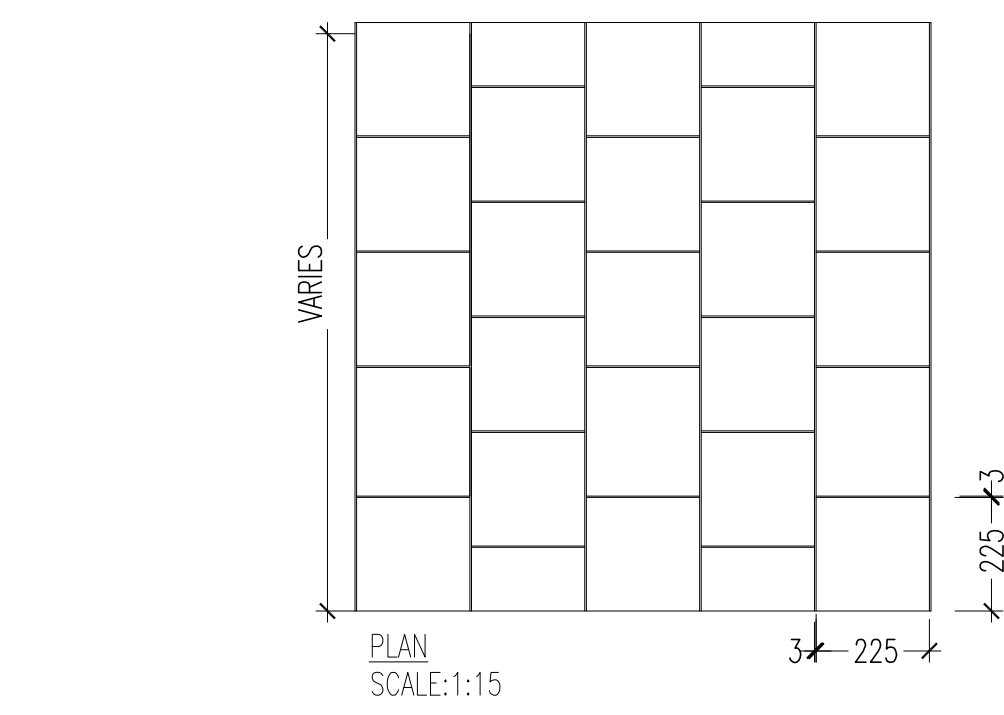


GEOLOGICAL TIMELINE  
RELOCATED STEEL GLOBE  
CIRCULAR STEEL BAND IN FOUR (4) QUARTER SECTIONS, 51mmW x 51mm DEPTH, SET IN GROUT BED  
CIP CONC PAVING CONTROL JOINT  
STEEL BAND JOINT

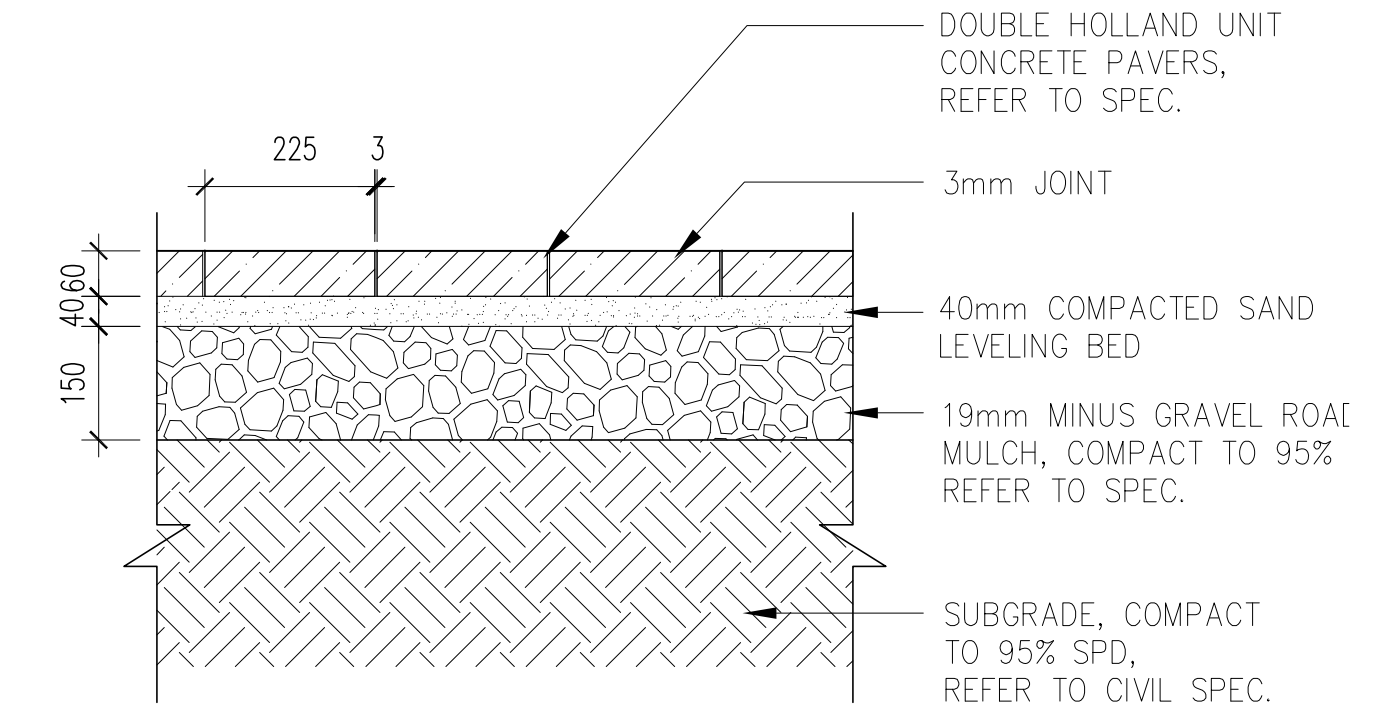
PLAN SCALE: 1:50



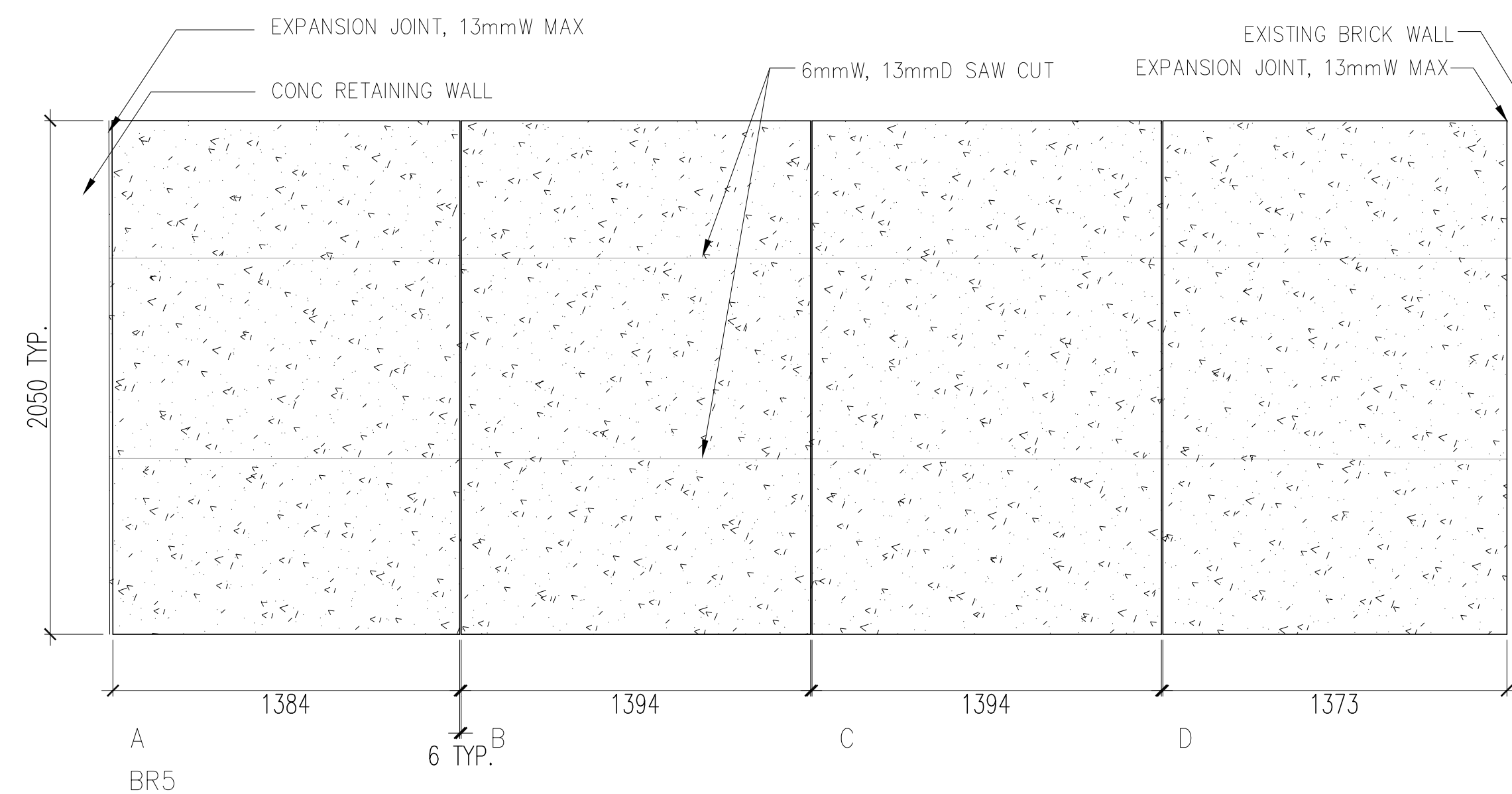
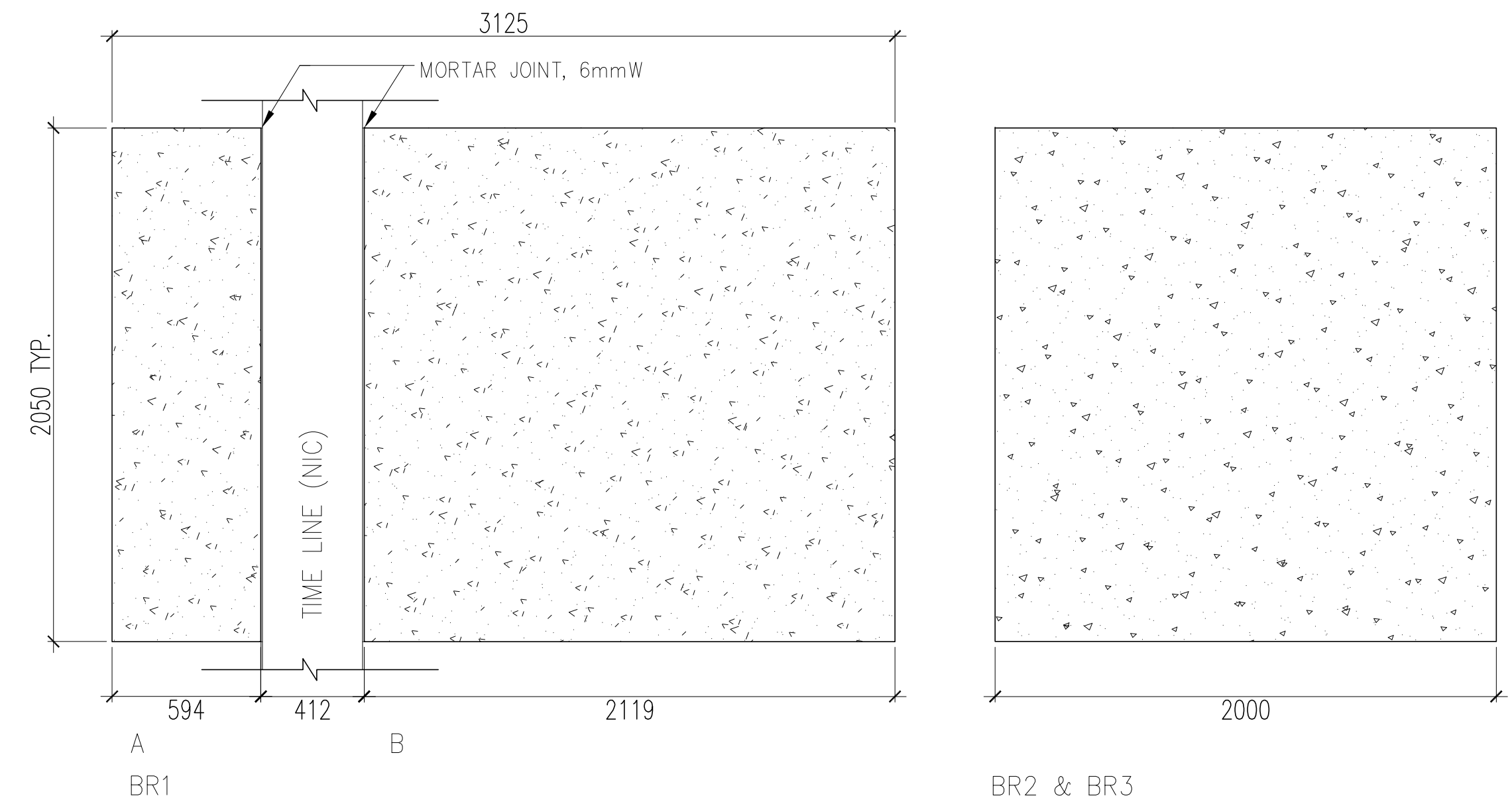
**4 STEEL BAND IN C.I.P. CONCRETE PAVING**  
L7.0 1:10



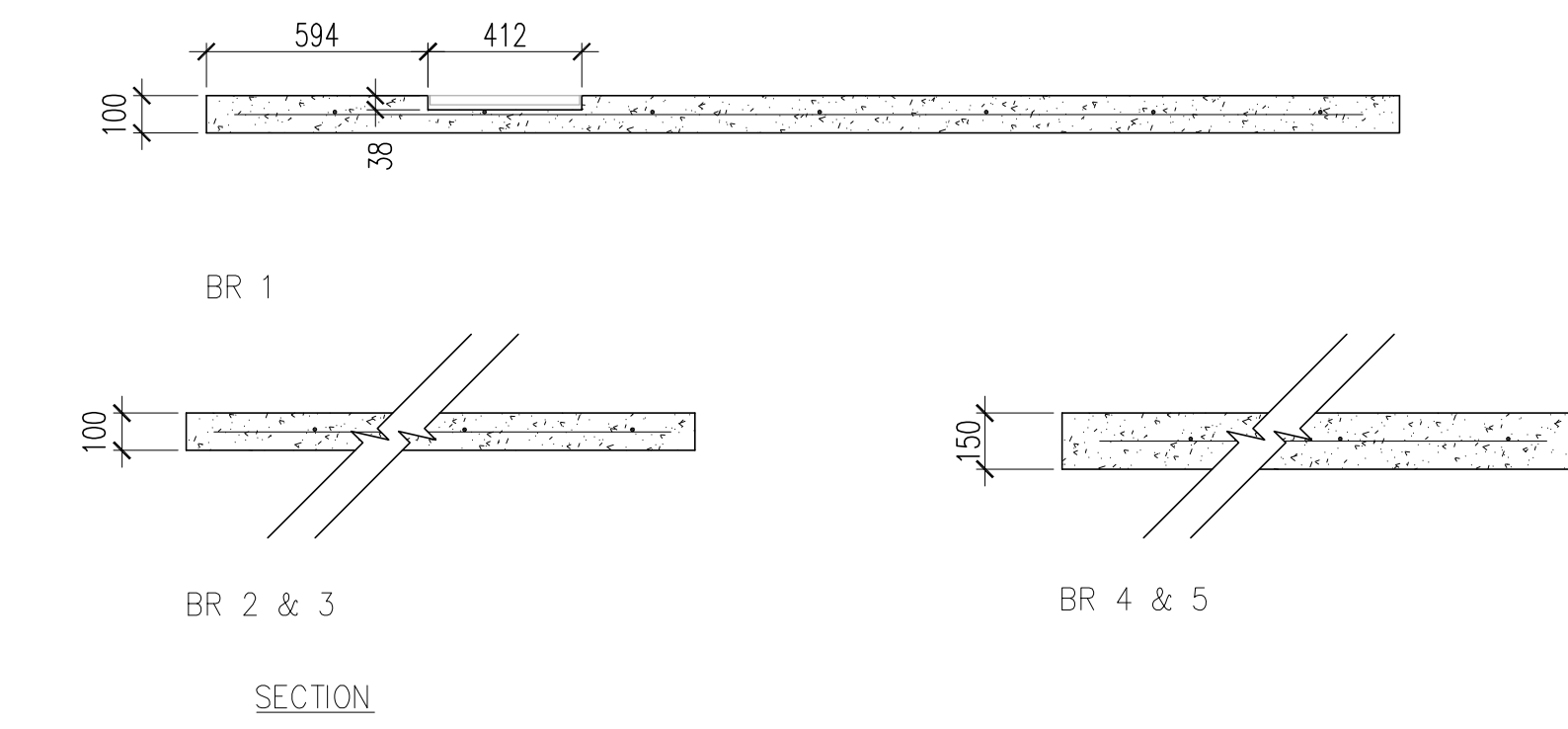
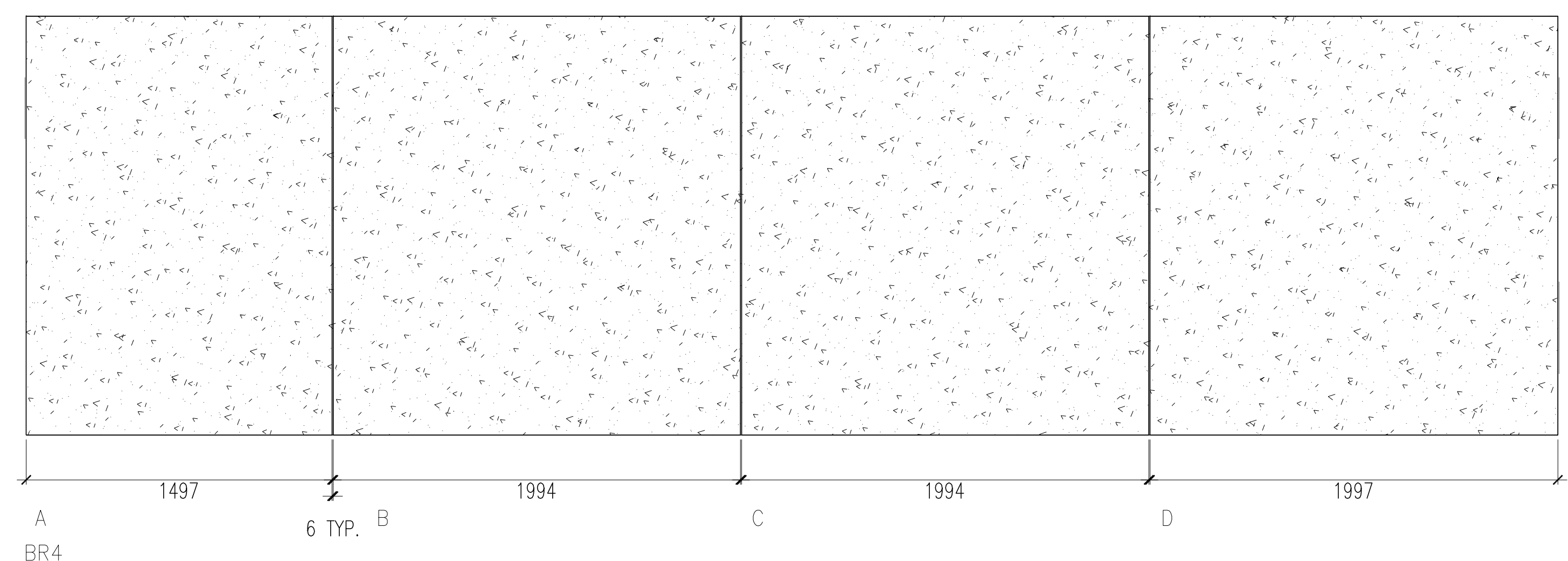
NOTE:  
- LAYOUT AS SHOWN ON PLAN  
- 3mm JOINT GAPS



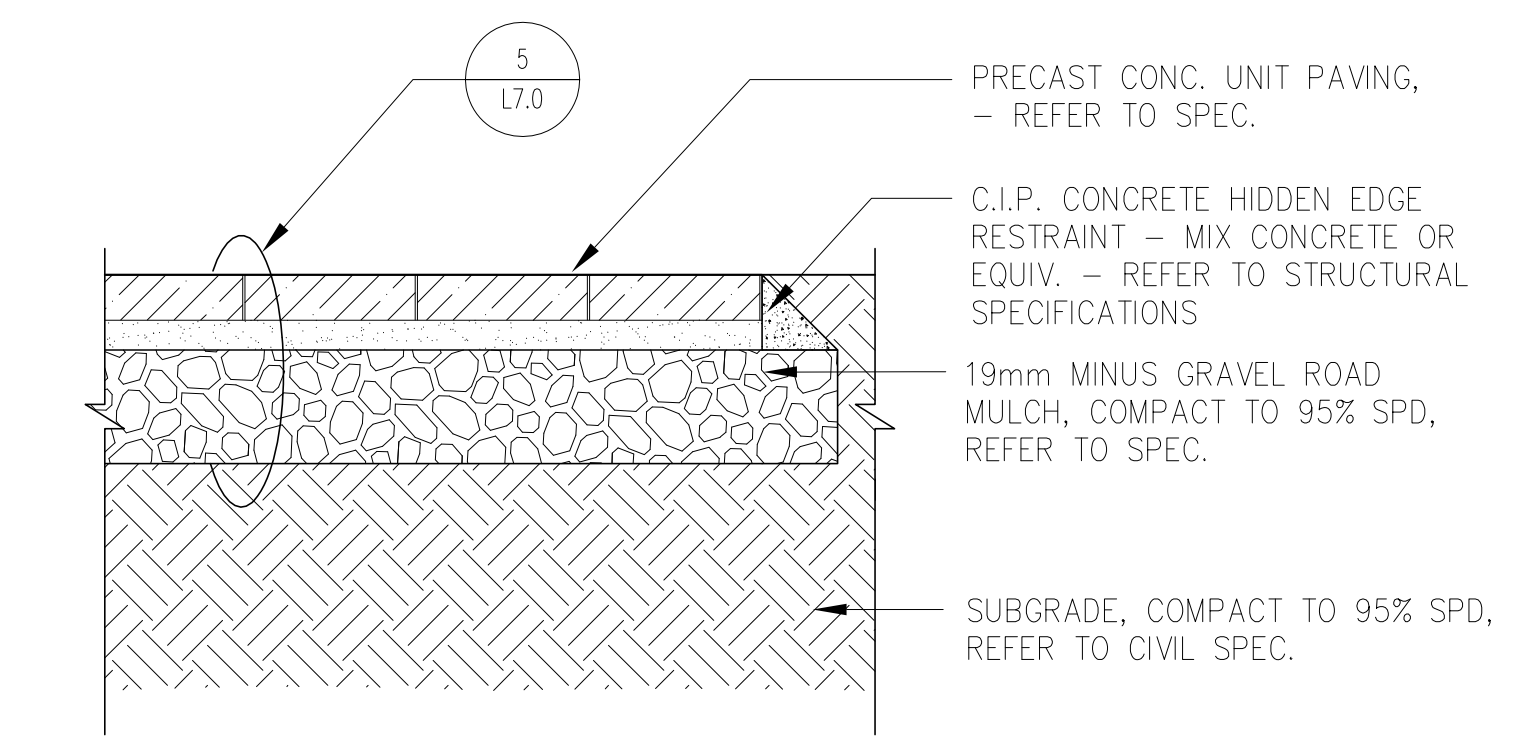
**5 PRECAST CONC UNIT PAVING**  
L7.0 1:10



**3 PRE-CAST CONCRETE BRIDGES**  
L7.0 1:20

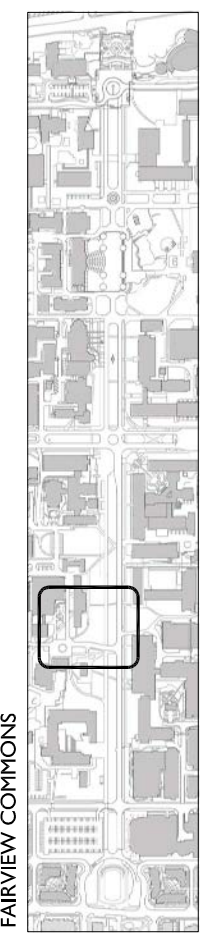


NOTE:  
DIMENSIONS SCHEMATIC ONLY. FIELD MEASURE PRIOR TO FABRICATION TO ENSURE FIT AND ALIGNMENT WITH PAVING JOINTS, WALLS & COPING UNITS.



**6 NON VISIBLE CONC. CURB AT PRE-CAST UNIT CONCRETE PAVING EDGE**  
L7.0 1:10

KEY PLAN



REVISIONS

NO.	DATE	DESCRIPTION	BY
1	JAN. 15, 2010	ISSUED FOR REVIEW	AR
2	MAR. 23, 2010	ISSUED FOR REVIEW	AR
3	MAY 21, 2010	ISSUED FOR DRC REVIEW	AR
4	MAY 31, 2010	ISSUED FOR REVIEW	AR
5	JUNE 02, 2010	ISSUED FOR ALDP	AR
6	JULY 13, 2010	ISSUED FOR REVIEW	AR
7	AUG. 23, 2010	ISSUED FOR REVIEW	AR
8	AUG. 27, 2010	ISSUED FOR PRICING	AR

PROJECT

**Fairview Commons**  
University of British Columbia

DRAWING TITLE  
**CONSTRUCTION DETAILS  
PAVING**

DATE  
**DEC 2009**

PROJECT NO.  
**09058**

SCALE  
**AS NOTED**

DRAWING NO.

DRAWN BY  
**SK**

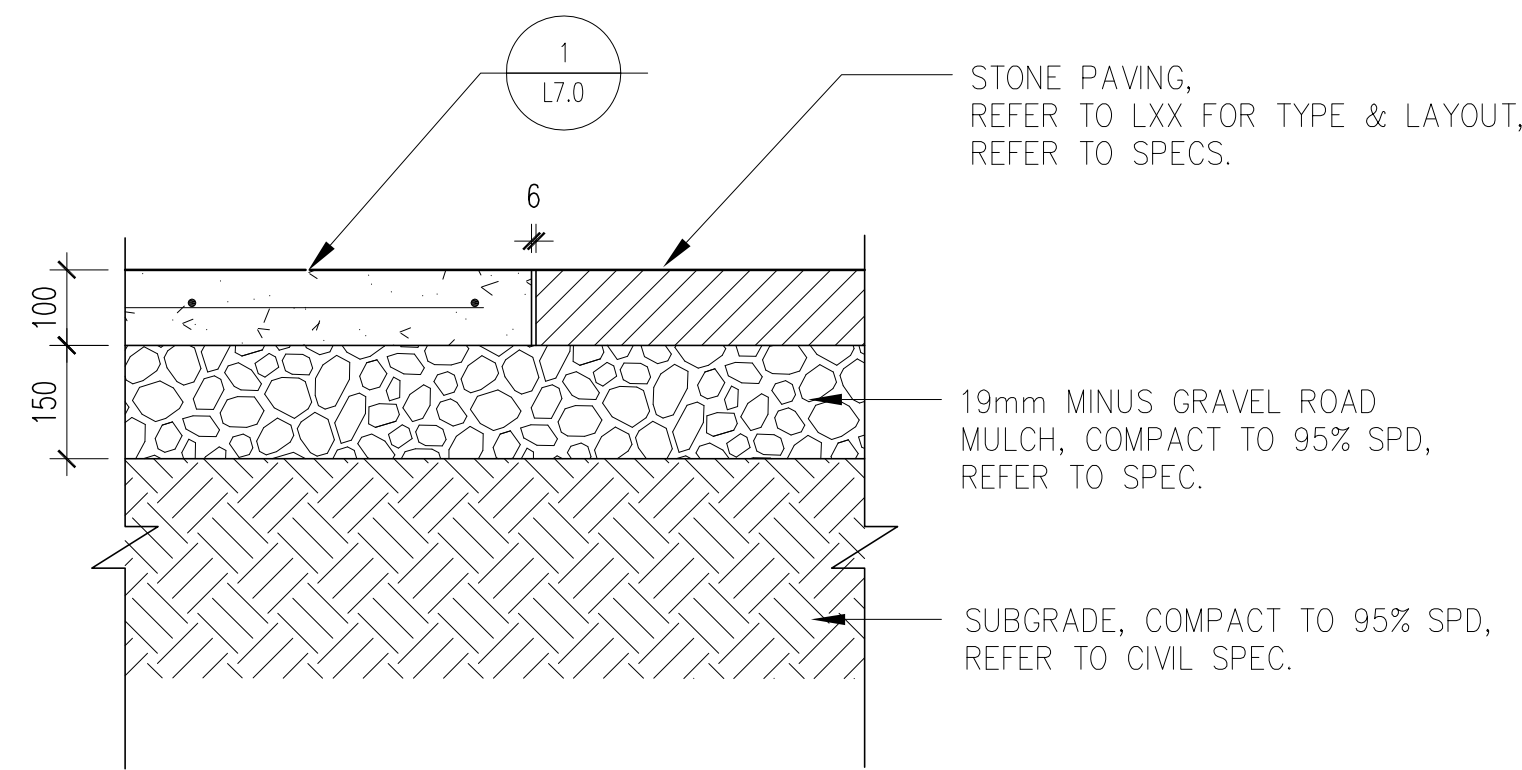
**L7.0**

CHECKED BY  
**AR**

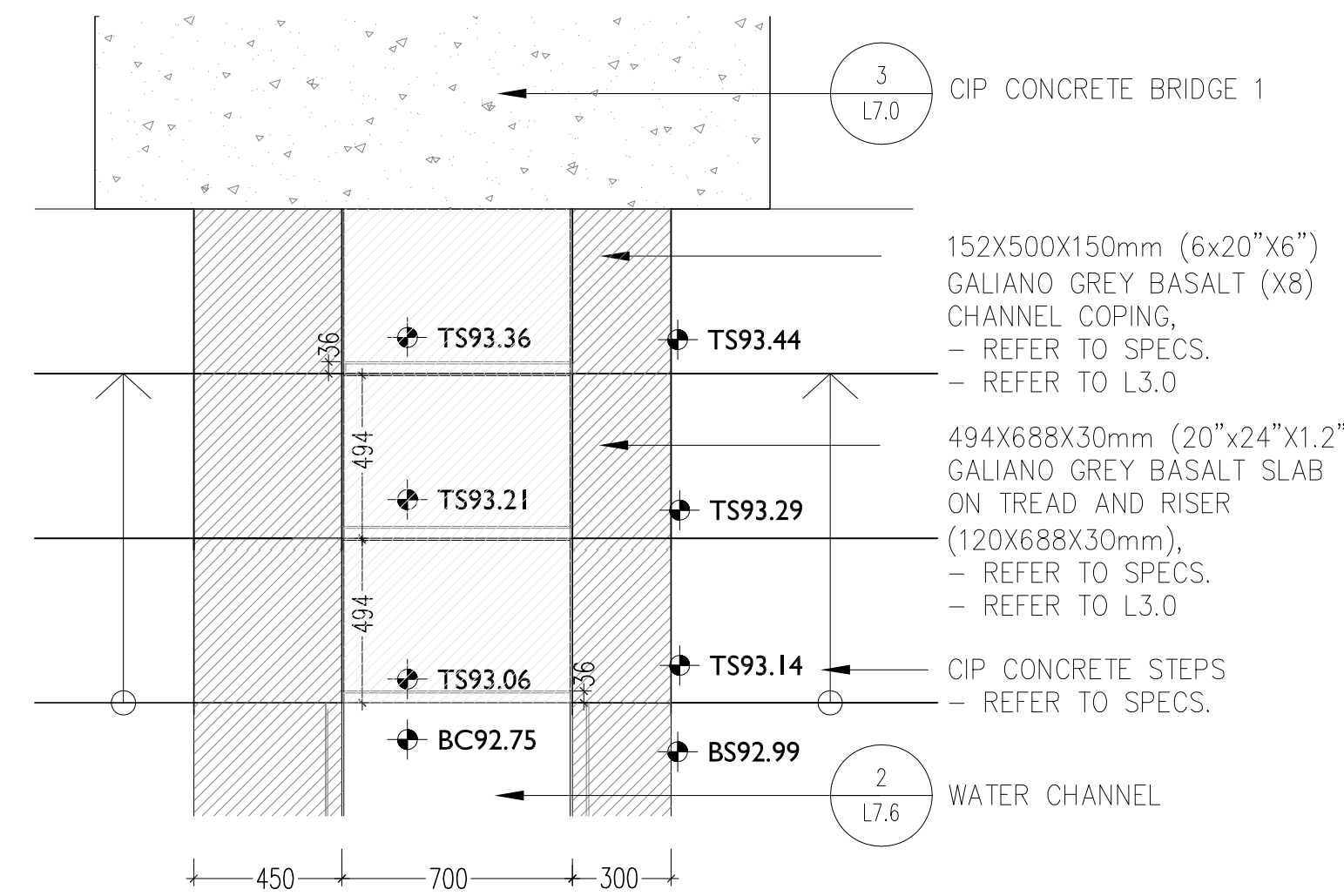
COPYRIGHT RESERVED  
This plan and design are, and at all times remain, the exclusive property of Phillips Farevaag Smallegger and cannot be used or reproduced without written consent. Contractors shall verify and be responsible for all dimensions and conditions on the job. This office shall be informed of any discrepancies from the dimensions and conditions shown on the drawing.



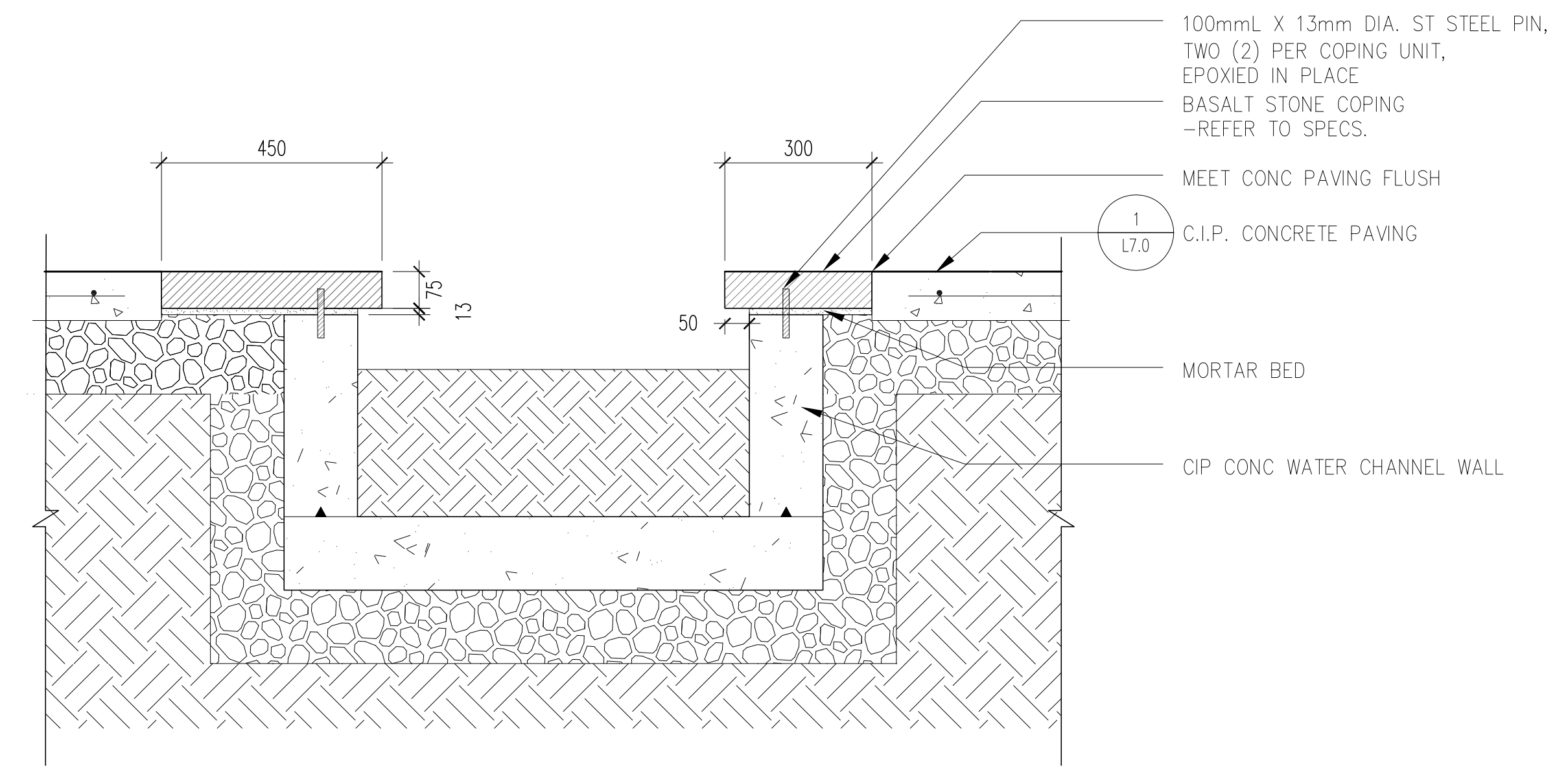
**PHILLIPS  
FAREVAAG  
SMALLEMBERG**  
PLANNING + URBAN DESIGN  
LANDSCAPE ARCHITECTURE  
2327 Yew St. Vancouver, BC V6K 3H1  
Tel: 604-736-5168 Fax: 604-736-5167  
Email: ph@pfsbc.ca Web: www.pfsbc.ca



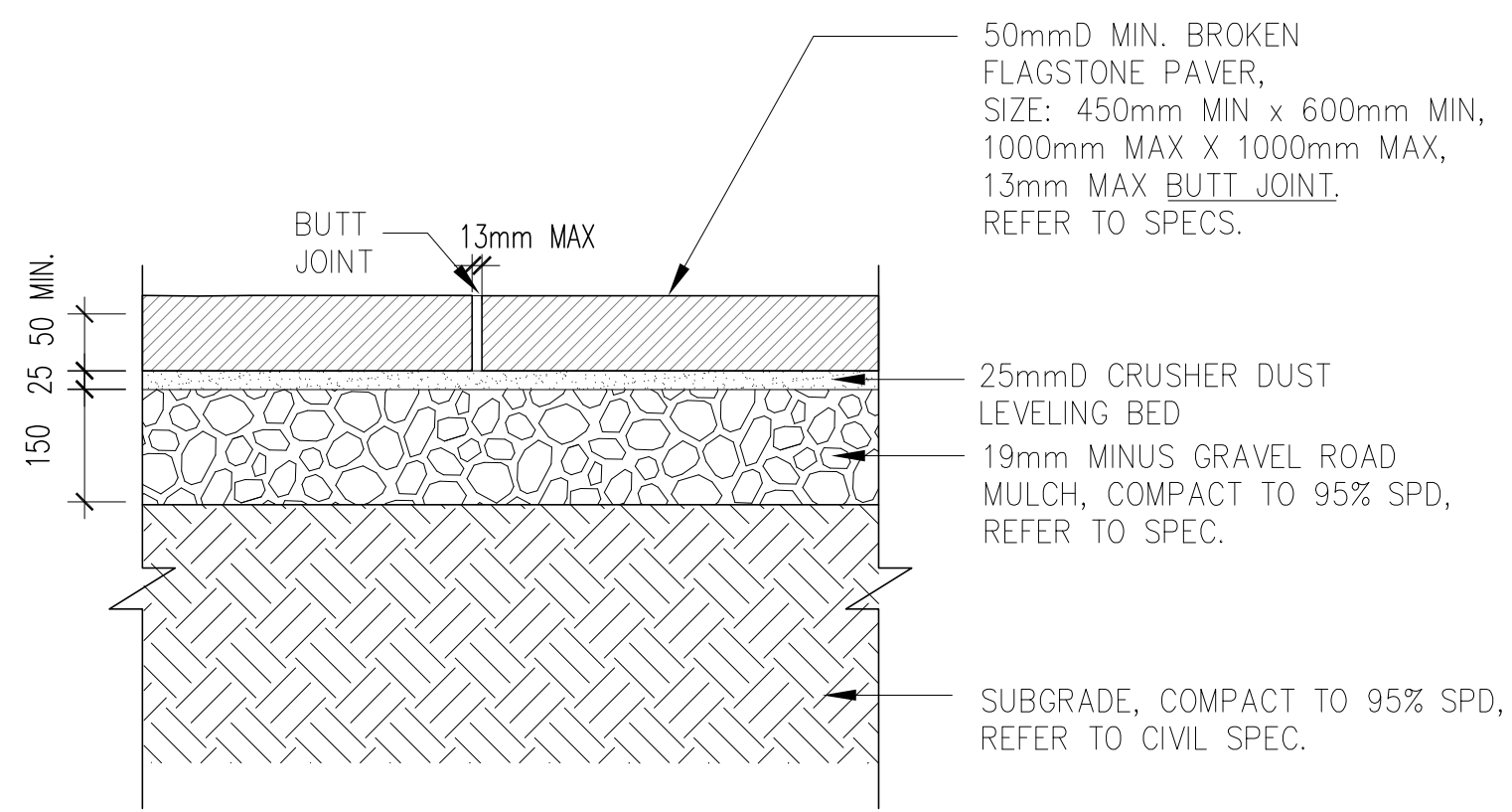
**1 C.I.P. CONCRETE PAVING AT STONE PAVING**  
1:10



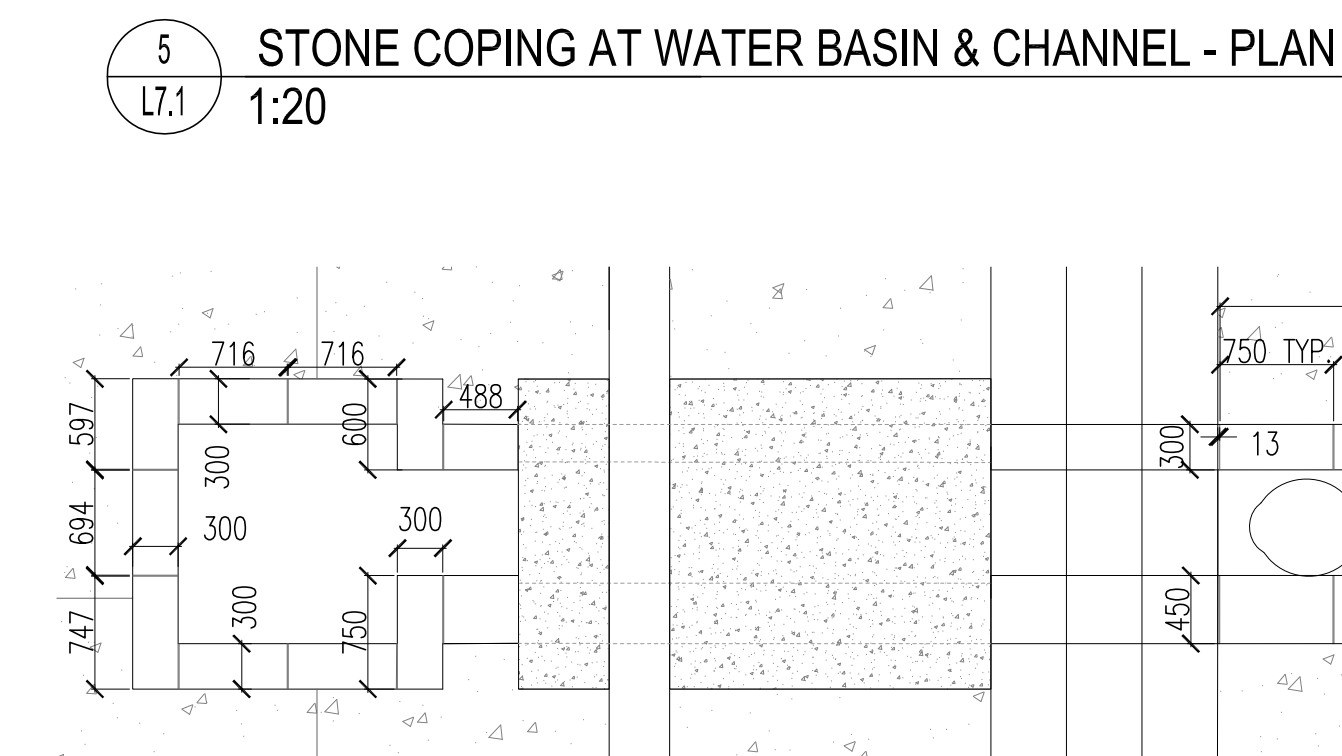
**3 CIP CONCRETE BRIDGE 1**  
1:10



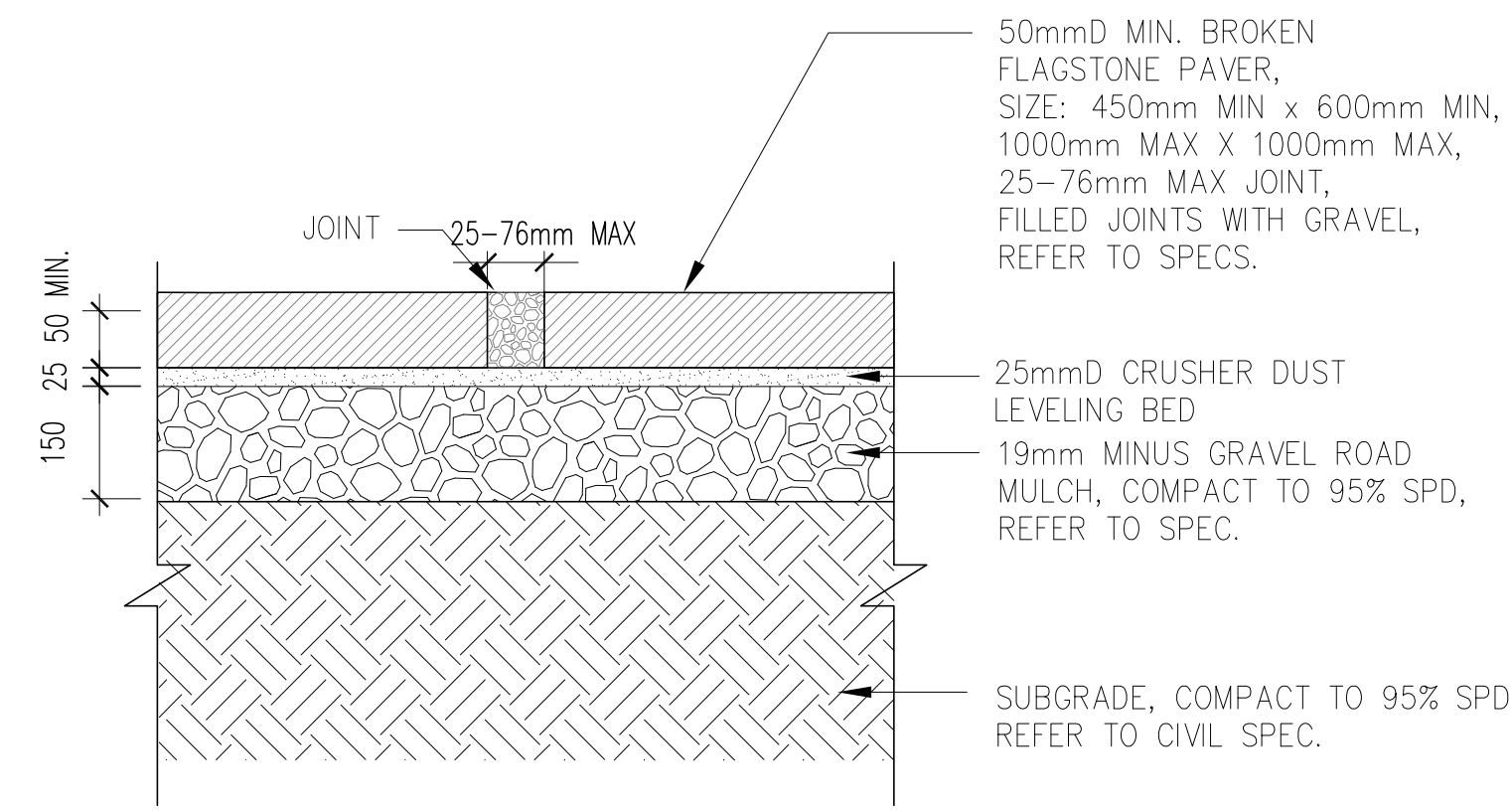
**6 STONE COPING AT WATER CHANNEL**  
1:10



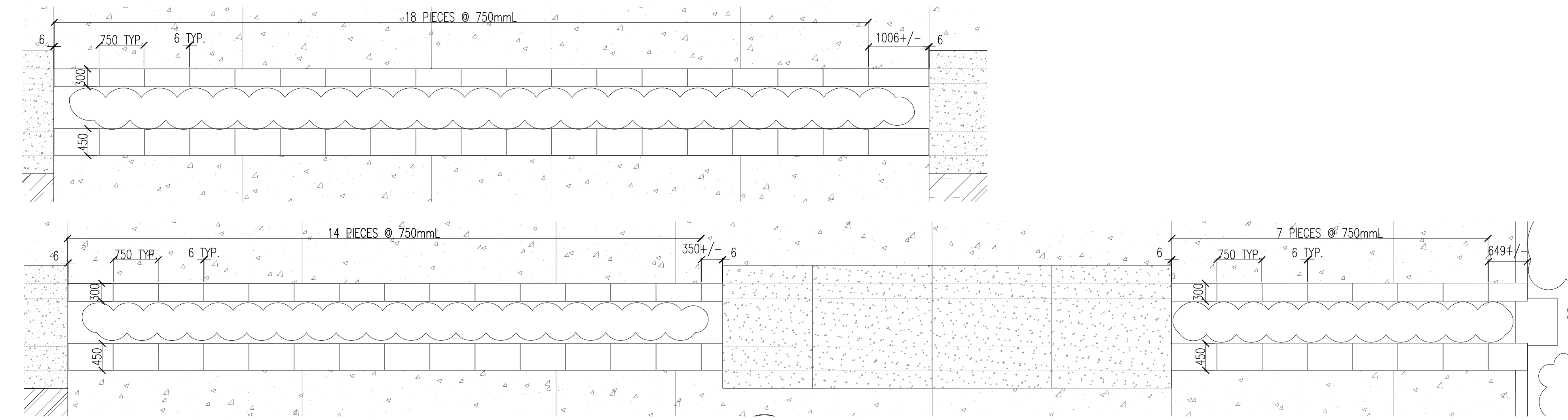
**2 STONE PAVING TYPE 1**  
1:10



**5 STONE COPING AT WATER BASIN & CHANNEL - PLAN**  
1:20

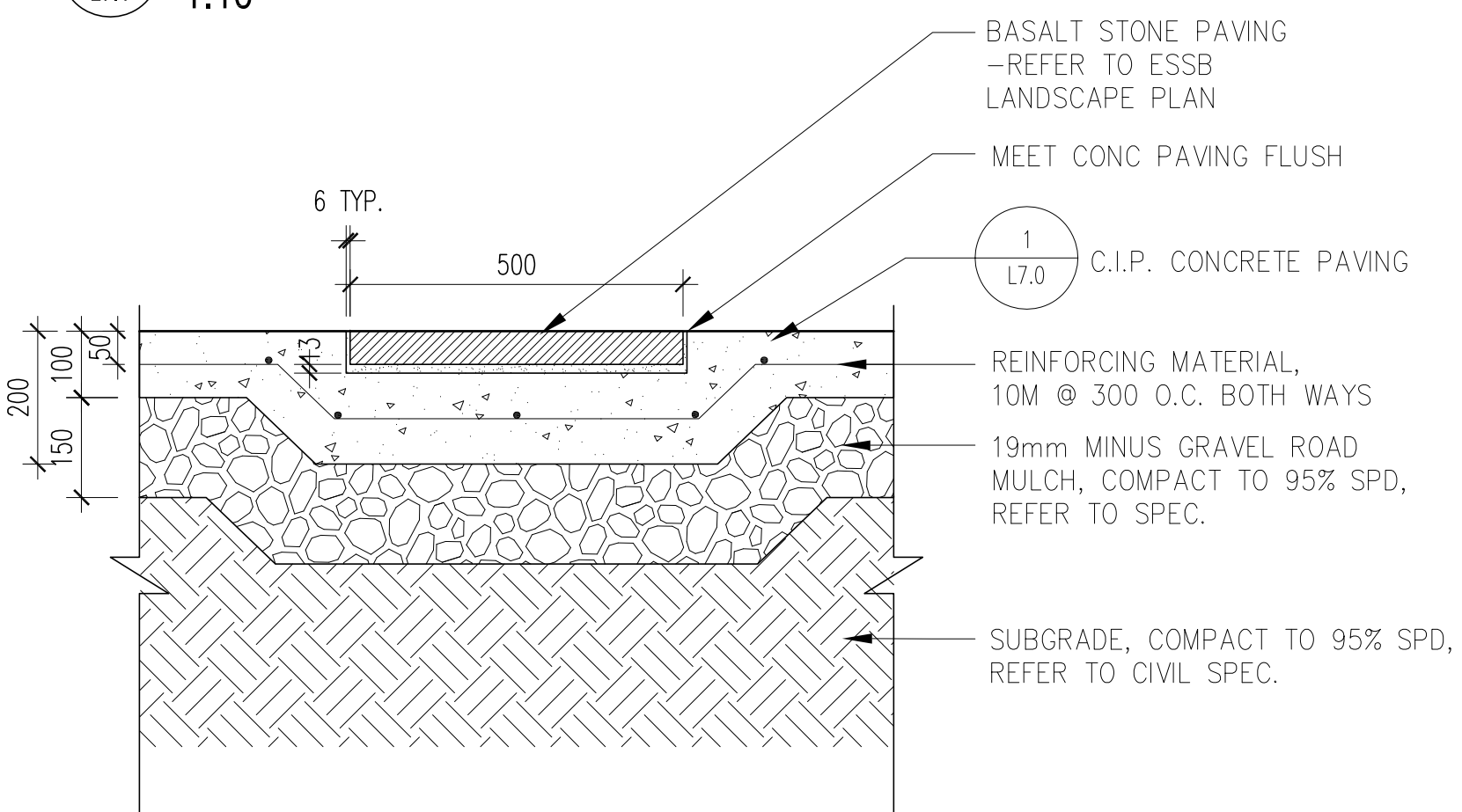


**3 STONE PAVING TYPE 2**  
1:10



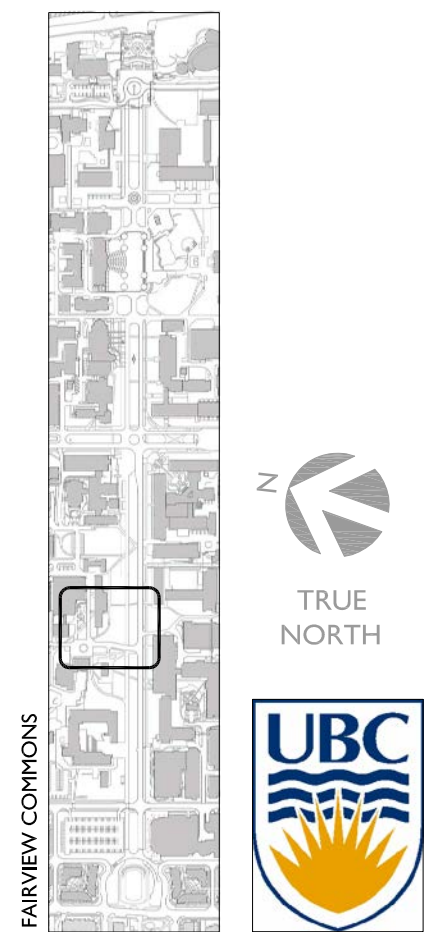
**7 STONE COPING LAYOUT**  
1:50

NOTE: FIELD MEASURE PRIOR TO FABRICATION TO ENSURE FIT.



**4 BASALT STONE PAVING BAND**  
1:10

KEY PLAN



REVISIONS

NO.	DATE	DESCRIPTION	BY
1	JAN. 15, 2010	ISSUED FOR REVIEW	AR
2	MAR. 23, 2010	ISSUED FOR REVIEW	AR
3	MAY 21, 2010	ISSUED FOR DRC REVIEW	AR
4	MAY 31, 2010	ISSUED FOR REVIEW	AR
5	JUNE 02, 2010	ISSUED FOR AUDP	AR
6	JULY 13, 2010	ISSUED FOR REVIEW	AR
7	AUG. 23, 2010	ISSUED FOR REVIEW	AR
8	AUG. 27, 2010	ISSUED FOR PRICING	AR

PROJECT

**Fairview Commons**  
University of British Columbia

DRAWING TITLE  
**CONSTRUCTION DETAILS  
STONE PAVING**

DATE: **DEC 2009** PROJECT NO.: **09058**

SCALE: **AS NOTED** DRAWING NO.:

DRAWN BY: **SK**

CHECKED BY: **AR**

**L7.1**

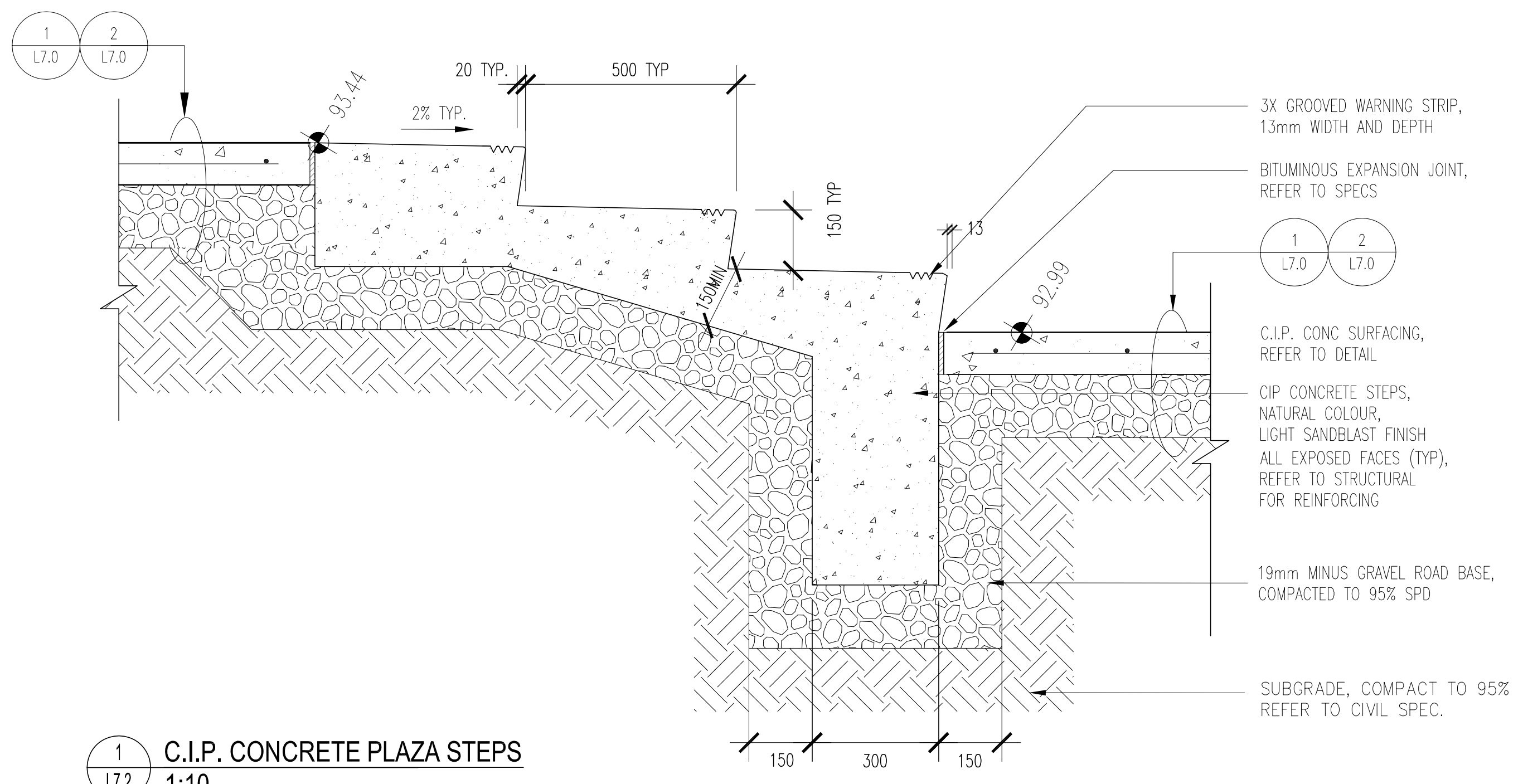
COPYRIGHT RESERVED  
This plan and design are, and at all times remain the exclusive property of Phillips Farevaag Smallemberg and cannot be used or reproduced without written consent. Contractors shall verify and be responsible for all dimensions and conditions on the job. This office shall be informed of any discrepancies from the dimensions and conditions shown on the drawing.



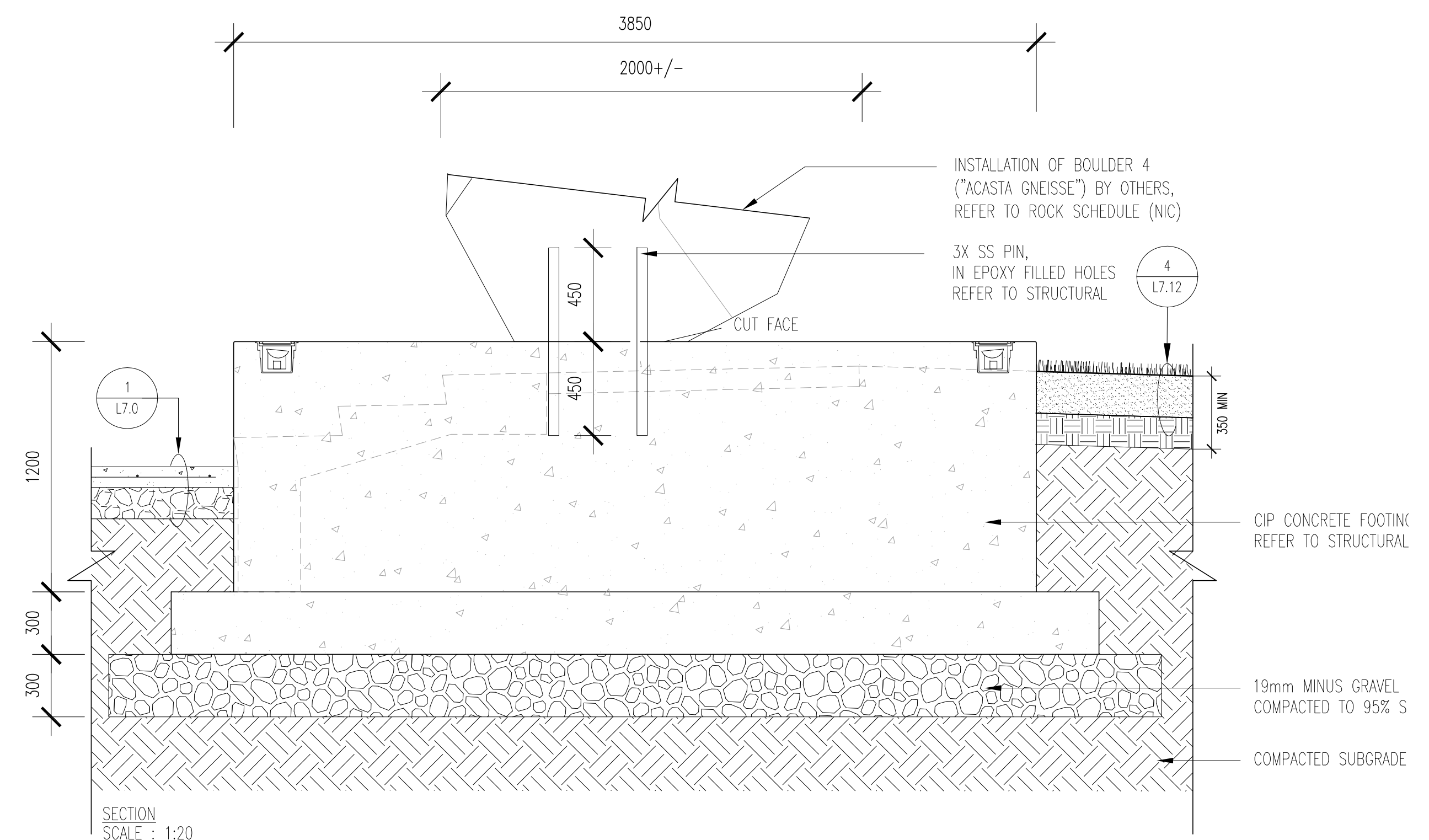


**PHILLIPS  
FAREVAAG  
SMALLEMBERG**  
PLANNING • URBAN DESIGN  
LANDSCAPE ARCHITECTURE

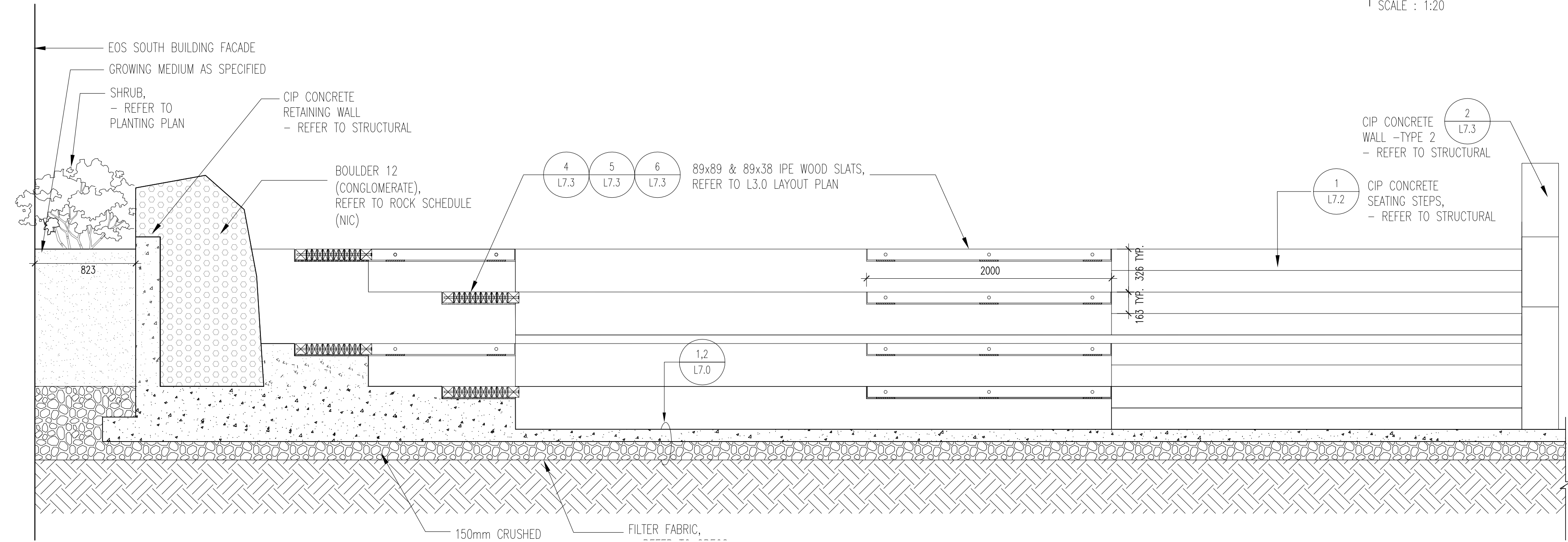
2327 Yew St. Vancouver, BC V6K 3H1  
Tel: 604-736-5168 Fax: 604-736-5167  
Email: ph@pfs.bc.ca Web: www.pfs.bc.ca



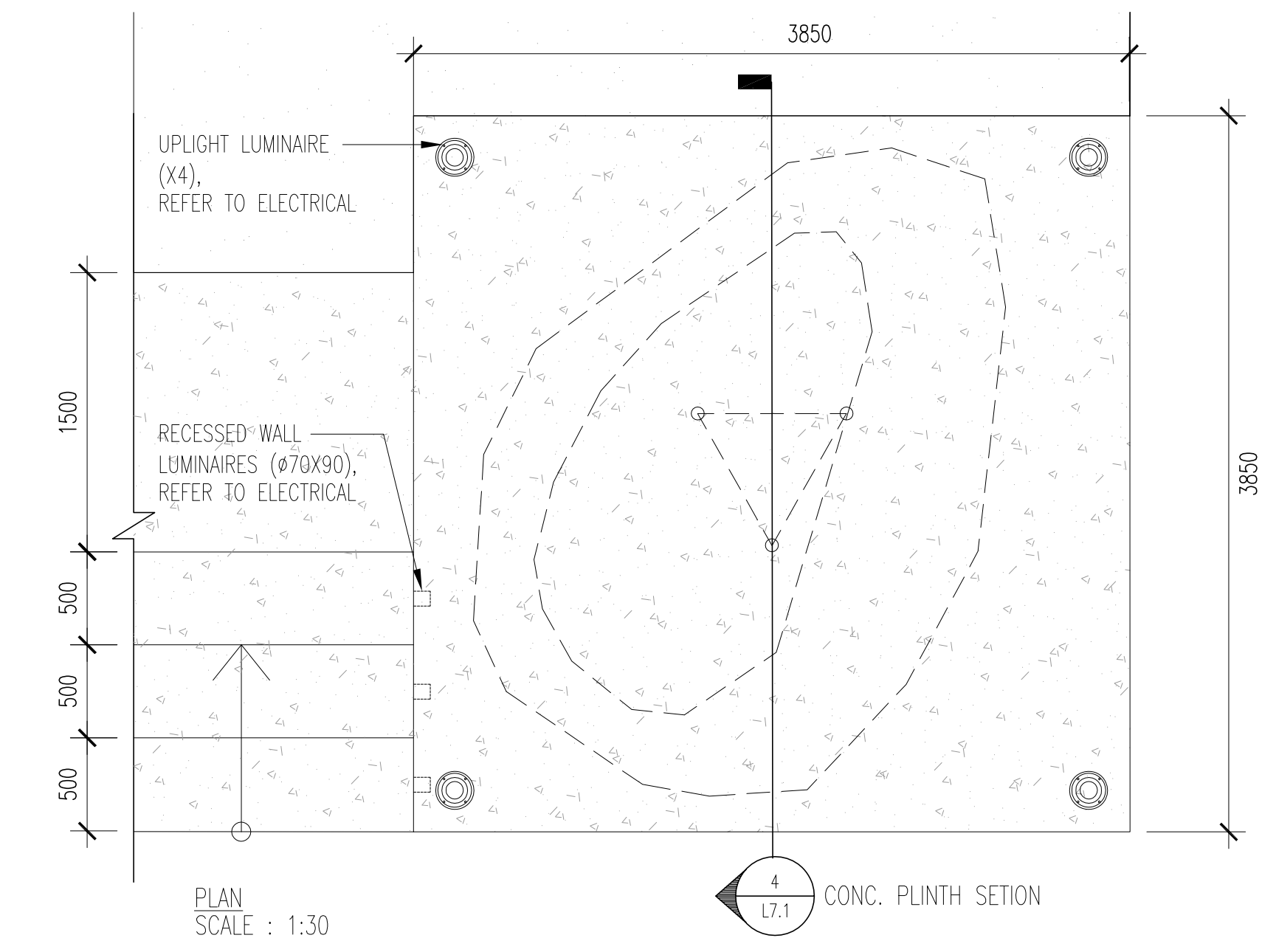
**1 C.I.P. CONCRETE PLAZA STEPS**  
L7.2 1:10



SECTION SCALE: 1:20

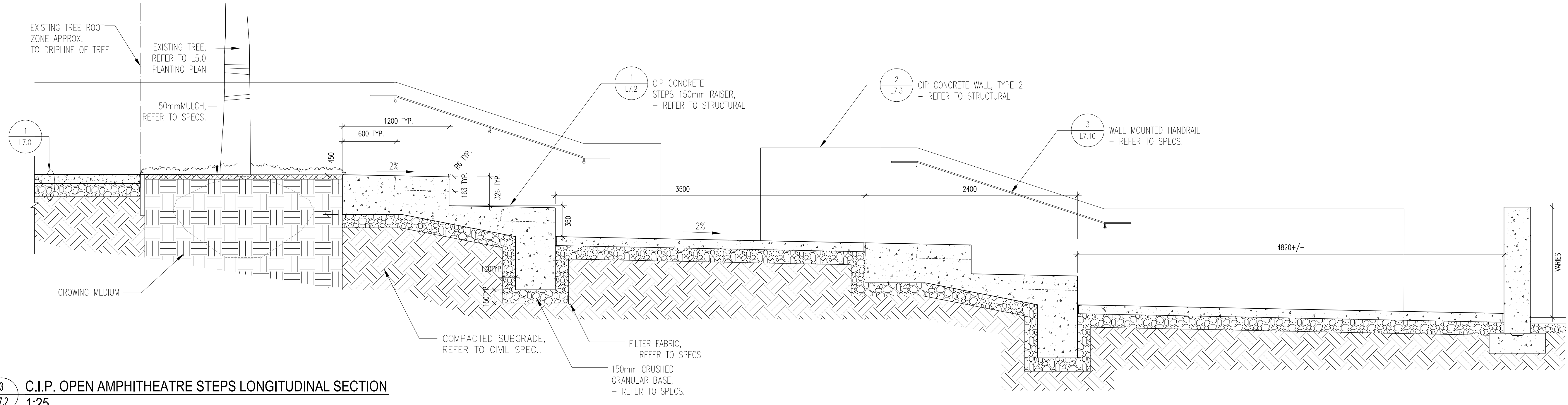


**2 C.I.P. OPEN AMPHITHEATRE STEPS CROSS SECTION**  
L7.2 1:25



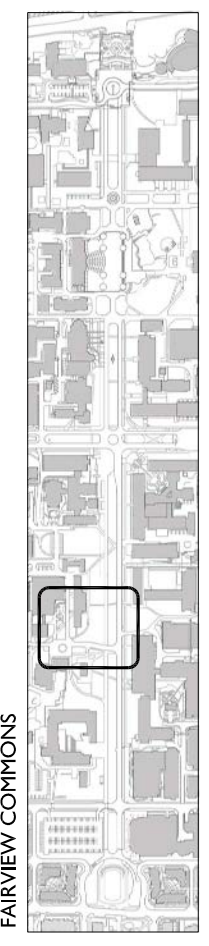
PLAN SCALE: 1:30

**4 C.I.P. CONCRETE PLINTH AS NOTED**  
L7.2



**3 C.I.P. OPEN AMPHITHEATRE STEPS LONGITUDINAL SECTION**  
L7.2 1:25

KEY PLAN



REVISIONS

NO.	DATE	DESCRIPTION	BY
1	JAN. 15, 2010	ISSUED FOR REVIEW	AR
2	MAR. 23, 2010	ISSUED FOR REVIEW	AR
3	MAY 21, 2010	ISSUED FOR DRC REVIEW	AR
4	MAY 31, 2010	ISSUED FOR REVIEW	AR
5	JUNE 02, 2010	ISSUED FOR AUDP	AR
6	JULY 13, 2010	ISSUED FOR REVIEW	AR
7	AUG. 23, 2010	ISSUED FOR REVIEW	AR
8	AUG. 27, 2010	ISSUED FOR PRICING	AR

PROJECT

**Fairview Commons**  
University of British Columbia

DRAWING TITLE

**CONSTRUCTION DETAILS  
STEPS, WALLS & PLINTHS**

DATE <b>DEC 2009</b>	PROJECT NO. <b>09058</b>
SCALE <b>AS NOTED</b>	DRAWING NO.
DRAWN BY <b>SK</b>	<b>L7.2</b>
CHECKED BY <b>AR</b>	

COPYRIGHT RESERVED  
This plan and design are, and at all times remain the exclusive property of Phillips Farevaag Smallemberg and cannot be used or reproduced without written consent. Contractors shall verify and be responsible for all dimensions and conditions on the job. This office shall be informed of any discrepancies from the dimensions and conditions shown on the drawing.






**PHILLIPS  
FOREVAAG  
SMALLEMBERG**

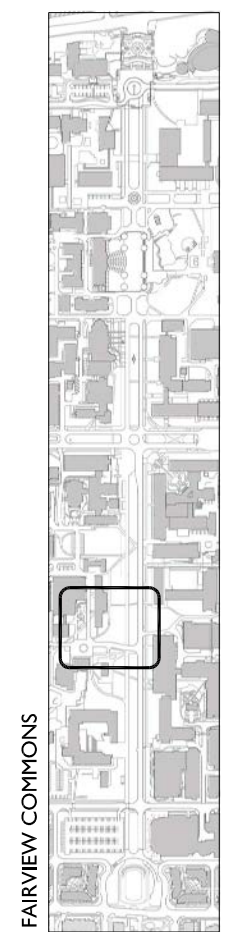
PLANNING • URBAN DESIGN  
LANDSCAPE ARCHITECTURE

2327 Yew St. Vancouver BC V6K 3H1  
Tel: 604-736-5168 Fax: 604-736-5167  
Email: ph@pfsb.ca Web: www.pfsb.ca

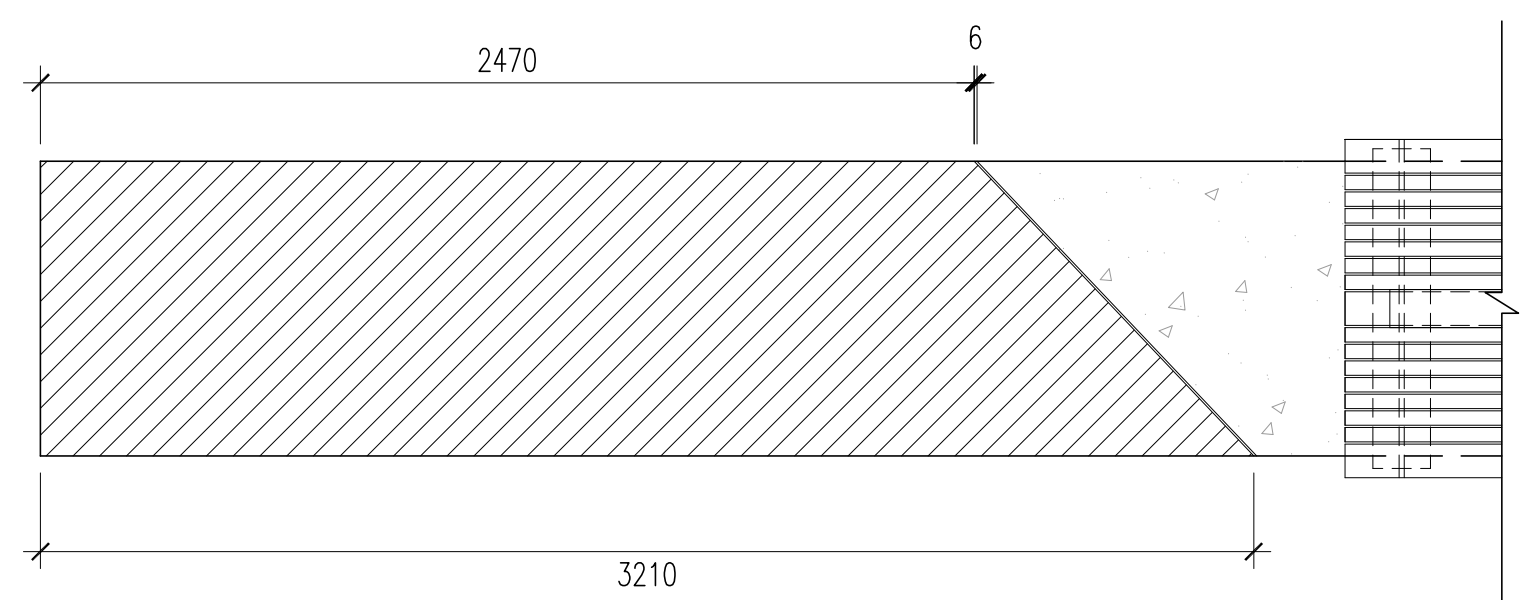


89X89 & 38X89 IPE WOOD SLATS, REFER TO SPECS.  
GALV. STEEL PLATE WITH UPSTAND PLATES  
C.I.P. ARCHITECTURAL CONC., LIGHT SANDBLAST FINISH, REFER TO STRUCTURAL FOR ENFORCEMENT DETAILS, REFER TO SPECS  
ATTACHMENT PLATE AND FOOTING, REFER TO STRUCTURAL DWG

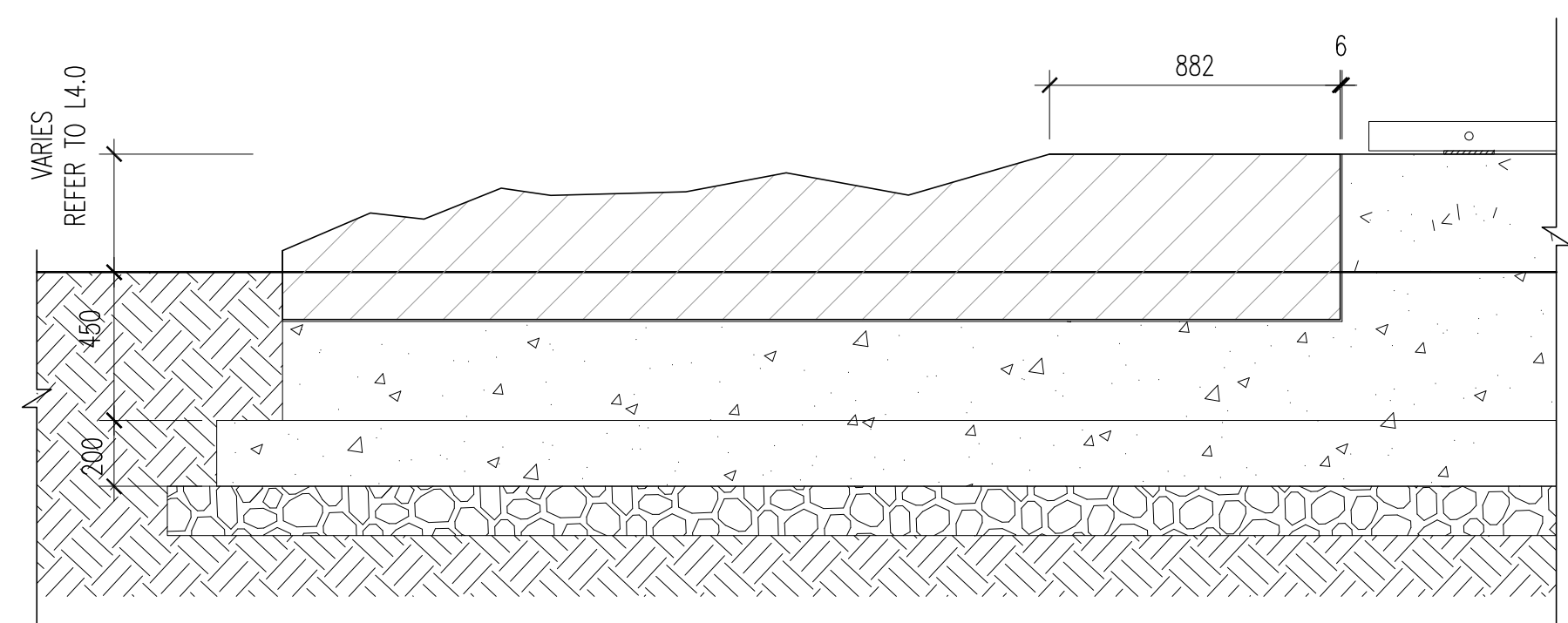
KEY PLAN



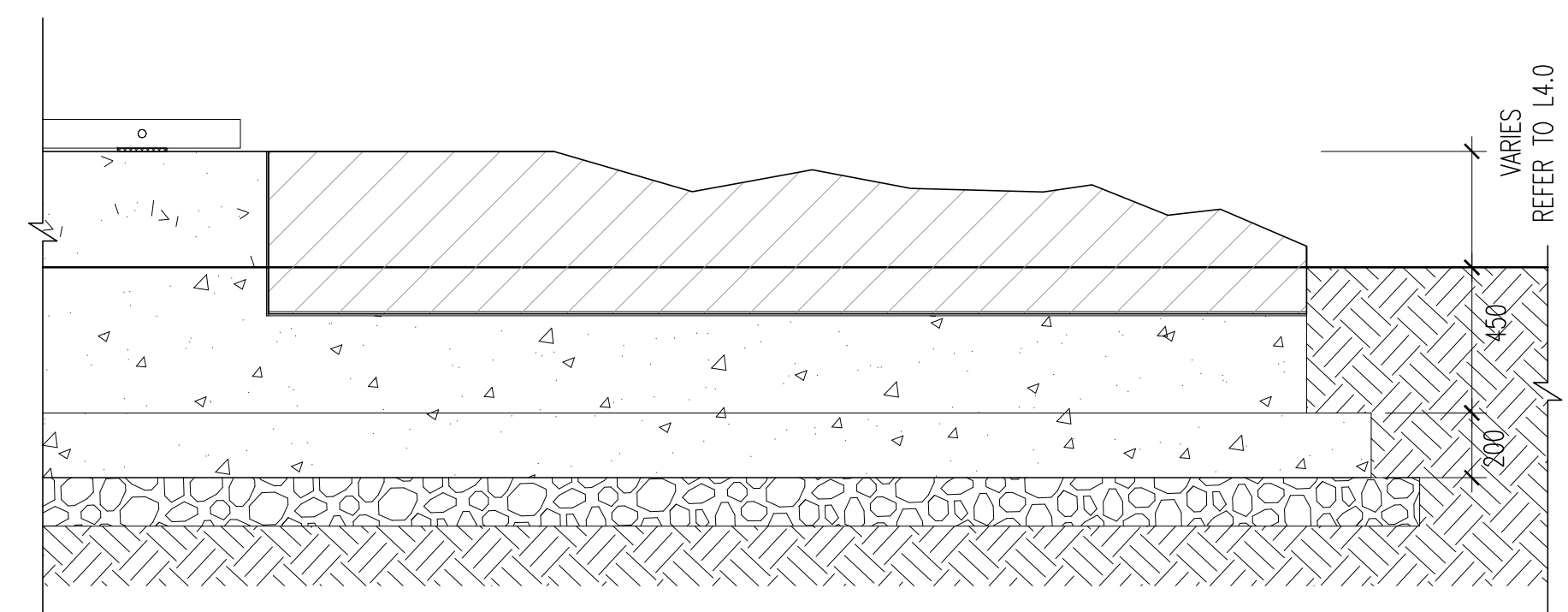
**1 BENCH 2: C.I.P CONCRETE BENCH W WOOD SLATTING**  
L7.4 1:20



PLAN

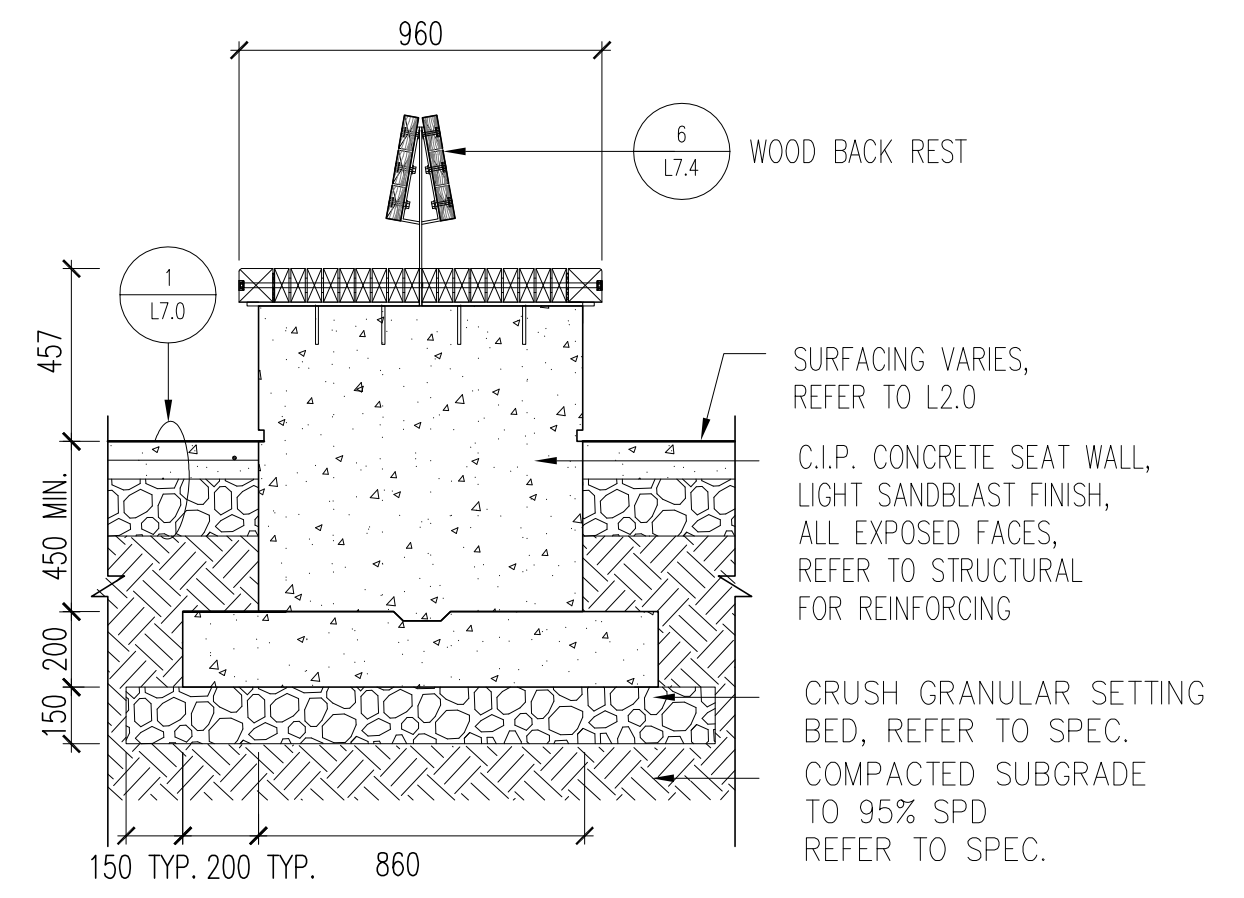


EAST SECTION



WEST SECTION

**2 BENCH B2: STONE BASE BLOCK**  
L7.4 1:20

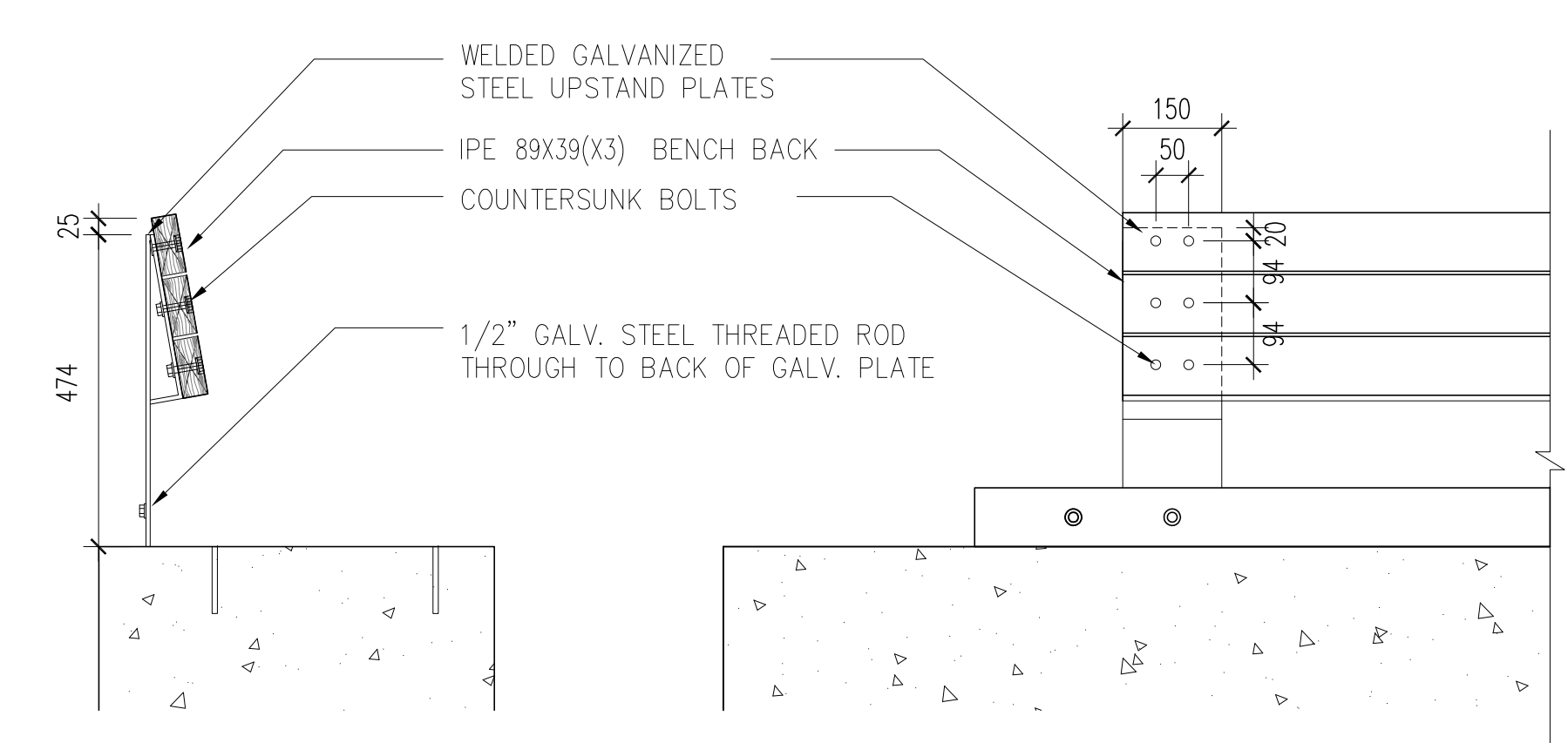


**3 CROSS SECTION TYP.**  
L7.4 1:20

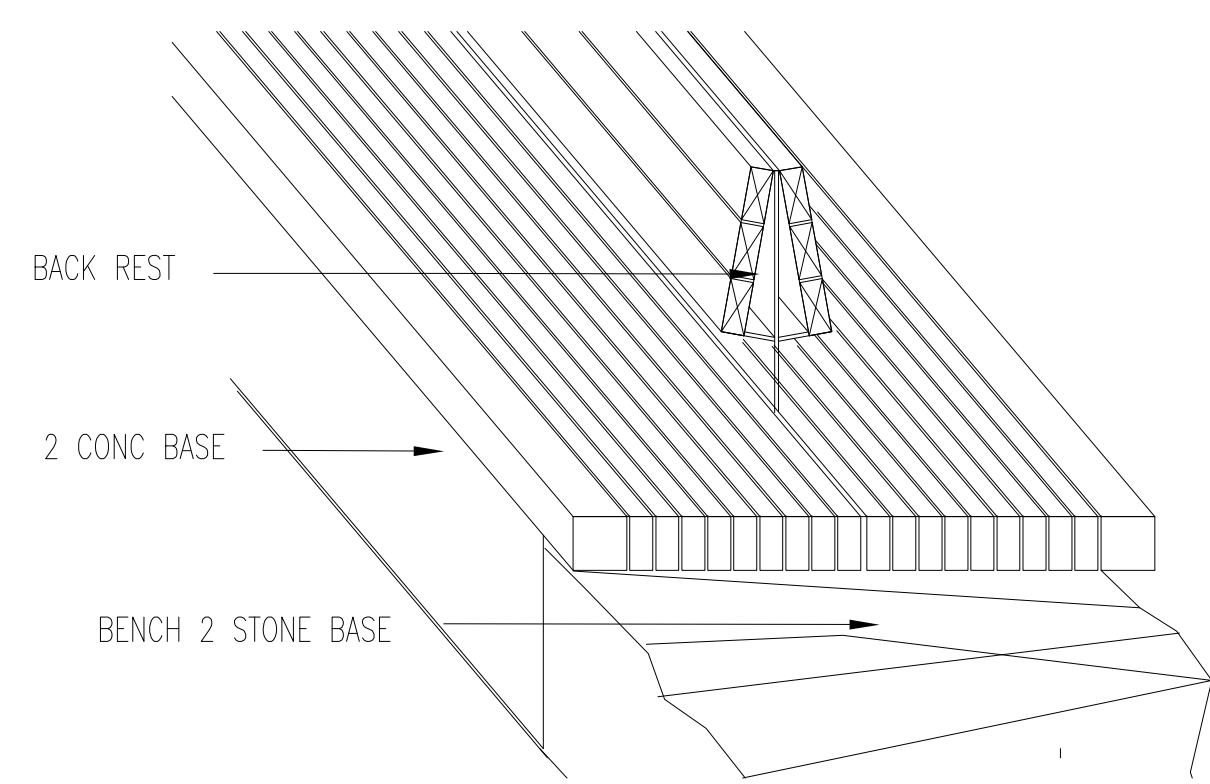


**4 SLATTING ASSEMBLY TYP.**  
L7.4 1:10

**5 UPSTAND PLATE**  
L7.4 1:10



**6 BENCH BACK REST**  
L7.4 1:10



**7 BENCH 2 PARTIAL PERSPECTIVE**  
L7.4

REVISIONS

NO.	DATE	DESCRIPTION	BY
1	JAN. 15, 2010	ISSUED FOR REVIEW	AR
2	MAR. 23, 2010	ISSUED FOR REVIEW	AR
3	MAY 21, 2010	ISSUED FOR DRC REVIEW	AR
4	MAY 31, 2010	ISSUED FOR REVIEW	AR
5	JUNE 02, 2010	ISSUED FOR AUDP	AR
6	JULY 13, 2010	ISSUED FOR REVIEW	AR
7	AUG. 23, 2010	ISSUED FOR REVIEW	AR
8	AUG. 27, 2010	ISSUED FOR PRICING	AR

PROJECT

**Fairview Commons**  
University of British Columbia

DRAWING TITLE

**CONSTRUCTION DETAILS  
BENCHES**

DATE	PROJECT NO.
DEC 2009	09058
SCALE	DRAWING NO.
AS NOTED	
DRAWN BY	<b>L7.4</b>
SK	
CHECKED BY	
AR	


COPYRIGHT RESERVED  
This plan and design are, and at all times remain the exclusive property of Phillips Forevaag Smallemberg and cannot be used or reproduced without written consent. Contractors shall verify and be responsible for all dimensions and conditions on the job. This office shall be informed of any discrepancies from the dimensions and conditions shown on the drawing.



**PHILLIPS  
FOREVAAG  
SMALLENBERG**

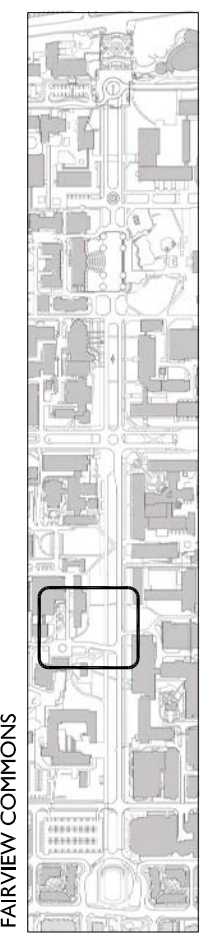
PLANNING + URBAN DESIGN  
LANDSCAPE ARCHITECTURE

2327 Yew St. Vancouver, BC V6K 3H1  
Tel: 604-736-5168 Fax: 604-736-5167  
Email: ph@pfsbc.ca Web: www.pfsbc.ca



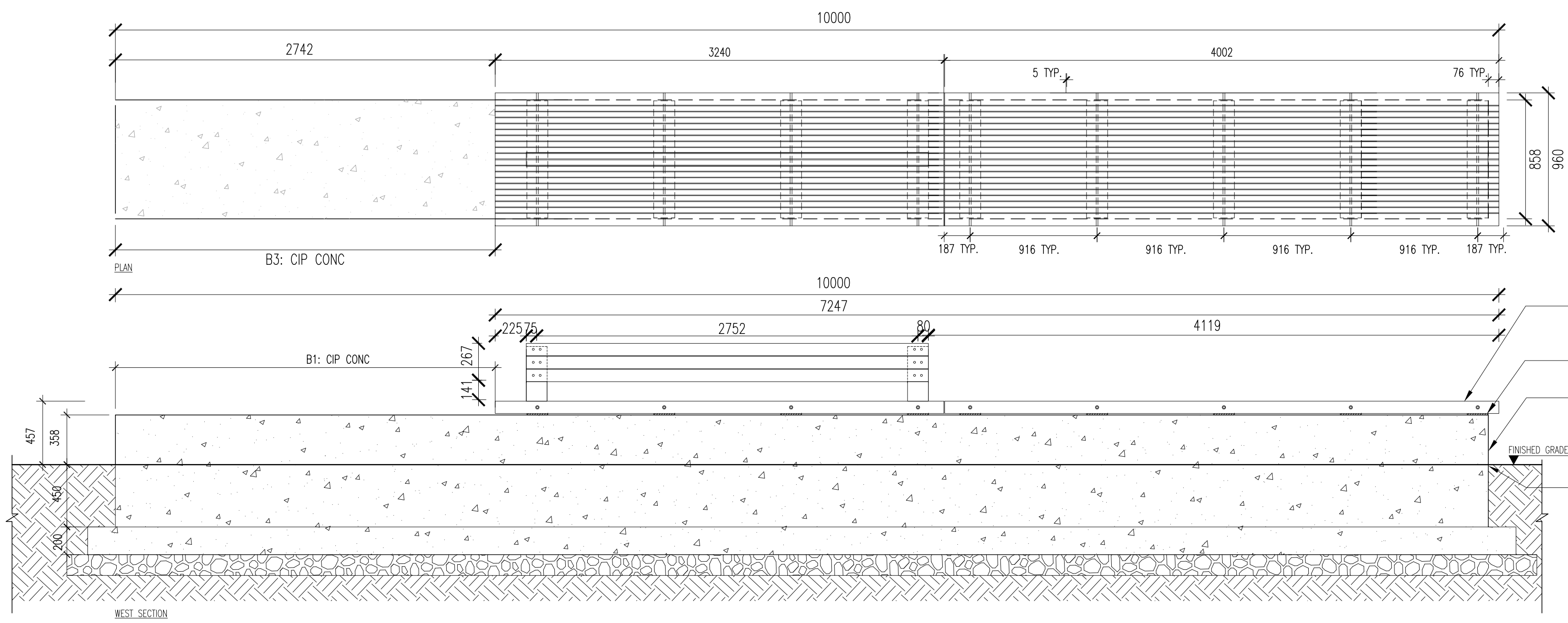
- 89X89 & 38X89 IPE WOOD SLATS, REFER TO SPECS.
- GALV. STEEL PLATE WITH UPSTAND PLATES
- C.I.P ARCHITECTURAL CONC., LIGHT SANDBLAST FINISH, REFER TO STRUCTURAL FOR ENFORCEMENT DETAILS, REFER TO SPECS
- ATTACHMENT PLATE AND FOOTING, REFER TO STRUCTURAL DWG

KEY PLAN



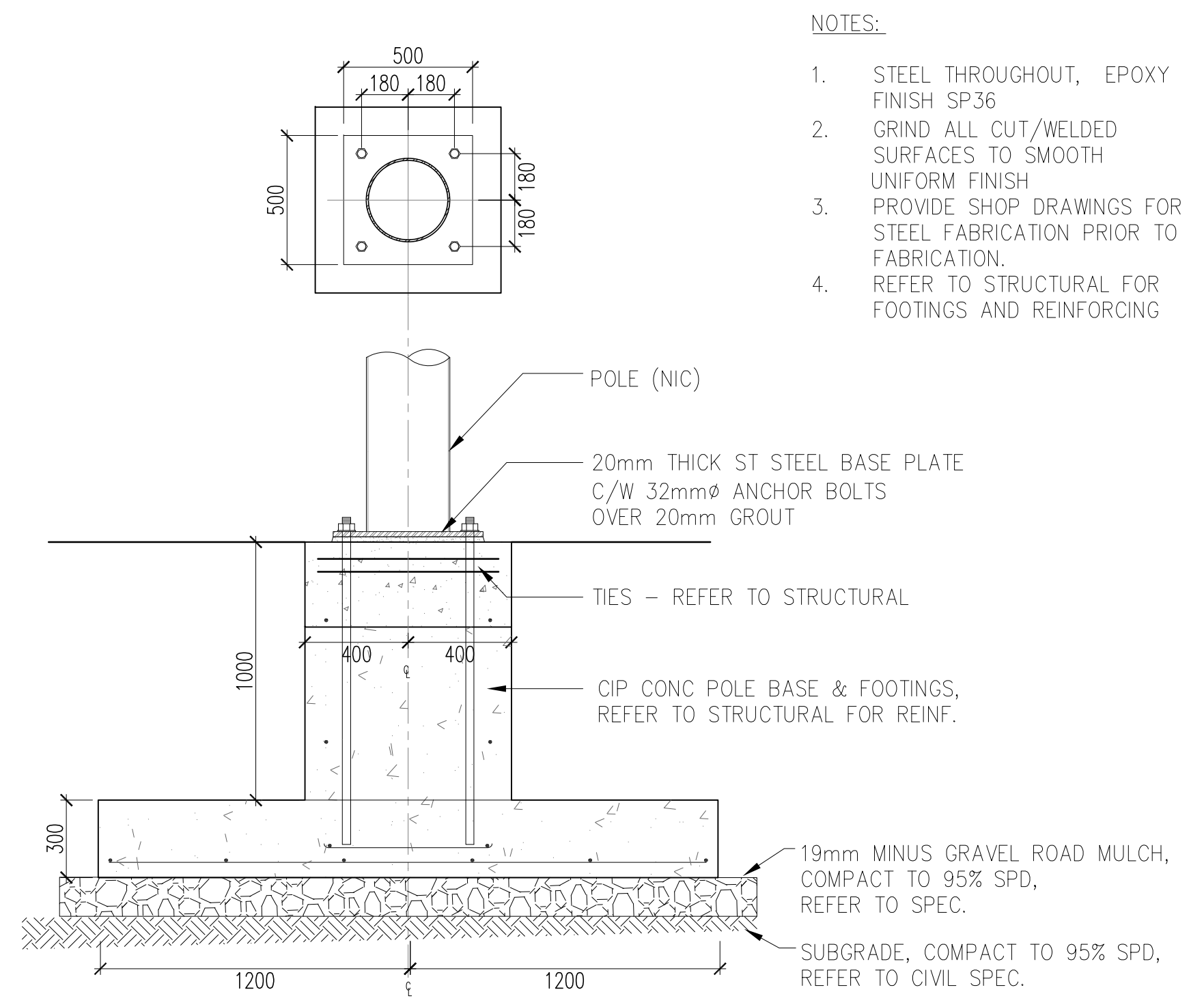
**1 BENCH 1: C.I.P CONCRETE BENCH W WOOD SLATTING**  
L7.5 1:20

- NOTES:
1. PROVIDE SHOP DRAWINGS FOR ALL BENCH ASSEMBLIES
  2. ALL WOOD TO IPE UNLESS OTHERWISE STATED, REFER TO LANDSCAPE SPECS FOR WOOD MATERIAL AND FINISHES
  3. ALL STEEL TO BE E-COATED AND PAINTED
  4. REFER TO STRUCTURAL FOR REINFORCEMENT DETAILS AND FOOTINGS
  5. REFER TO STRUCTURAL FOR WELDING SCHEDULE AND CONNECTION MATERIAL SPECIFICATION
  6. FOR BENCH LOCATIONS REFER TO L3.0



- 89X89 & 38X89 IPE WOOD SLATS, REFER TO SPECS.
- GALV. STEEL PLATE WITH UPSTAND PLATES
- C.I.P ARCHITECTURAL CONC., LIGHT SANDBLAST FINISH, REFER TO STRUCTURAL FOR ENFORCEMENT DETAILS, REFER TO SPECS
- ATTACHMENT PLATE AND FOOTING, REFER TO STRUCTURAL DWG

**2 BENCH 3: C.I.P CONCRETE BENCH W WOOD SLATTING**  
L7.5 1:25



- NOTES:
1. STEEL THROUGHOUT, EPOXY FINISH SP36
  2. GRIND ALL CUT/WELDED SURFACES TO SMOOTH UNIFORM FINISH
  3. PROVIDE SHOP DRAWINGS FOR STEEL FABRICATION PRIOR TO FABRICATION.
  4. REFER TO STRUCTURAL FOR FOOTINGS AND REINFORCING

**3 POLE BASE TYP.**  
L7.5 1:20

REVISIONS

NO.	DATE	DESCRIPTION	BY
1	JAN. 15, 2010	ISSUED FOR REVIEW	AR
2	MAR. 23, 2010	ISSUED FOR REVIEW	AR
3	MAY 21, 2010	ISSUED FOR DRC REVIEW	AR
4	MAY 31, 2010	ISSUED FOR REVIEW	AR
5	JUNE 02, 2010	ISSUED FOR AUDP	AR
6	JULY 13, 2010	ISSUED FOR REVIEW	AR
7	AUG. 23, 2010	ISSUED FOR REVIEW	AR
8	AUG. 27, 2010	ISSUED FOR PRICING	AR

PROJECT

**Fairview Commons**  
University of British Columbia

DRAWING TITLE

**CONSTRUCTION DETAILS  
BENCHES / POLE**

DATE	PROJECT NO.
DEC 2009	09058
SCALE	DRAWING NO.
AS NOTED	
DRAWN BY	CHECKED BY
SK	AR

**L7.5**

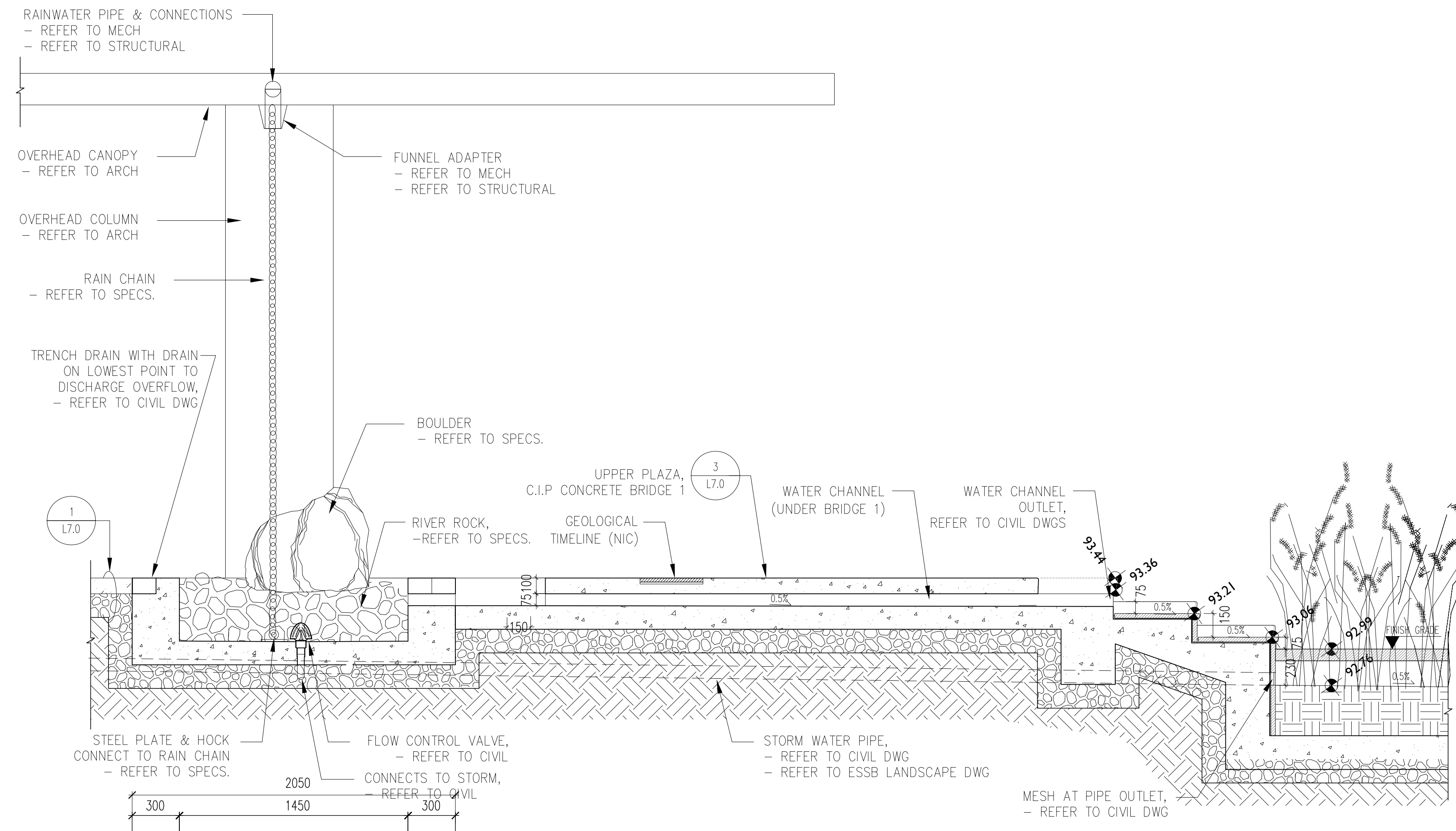
COPYRIGHT RESERVED  
This plan and design are, and at all times remain the exclusive property of Phillips Forevaag Smallemberg and cannot be used or reproduced without written consent. Contractors shall verify and be responsible for all dimensions and conditions on the job. This office shall be informed of any discrepancies from the dimensions and conditions shown on the drawing.



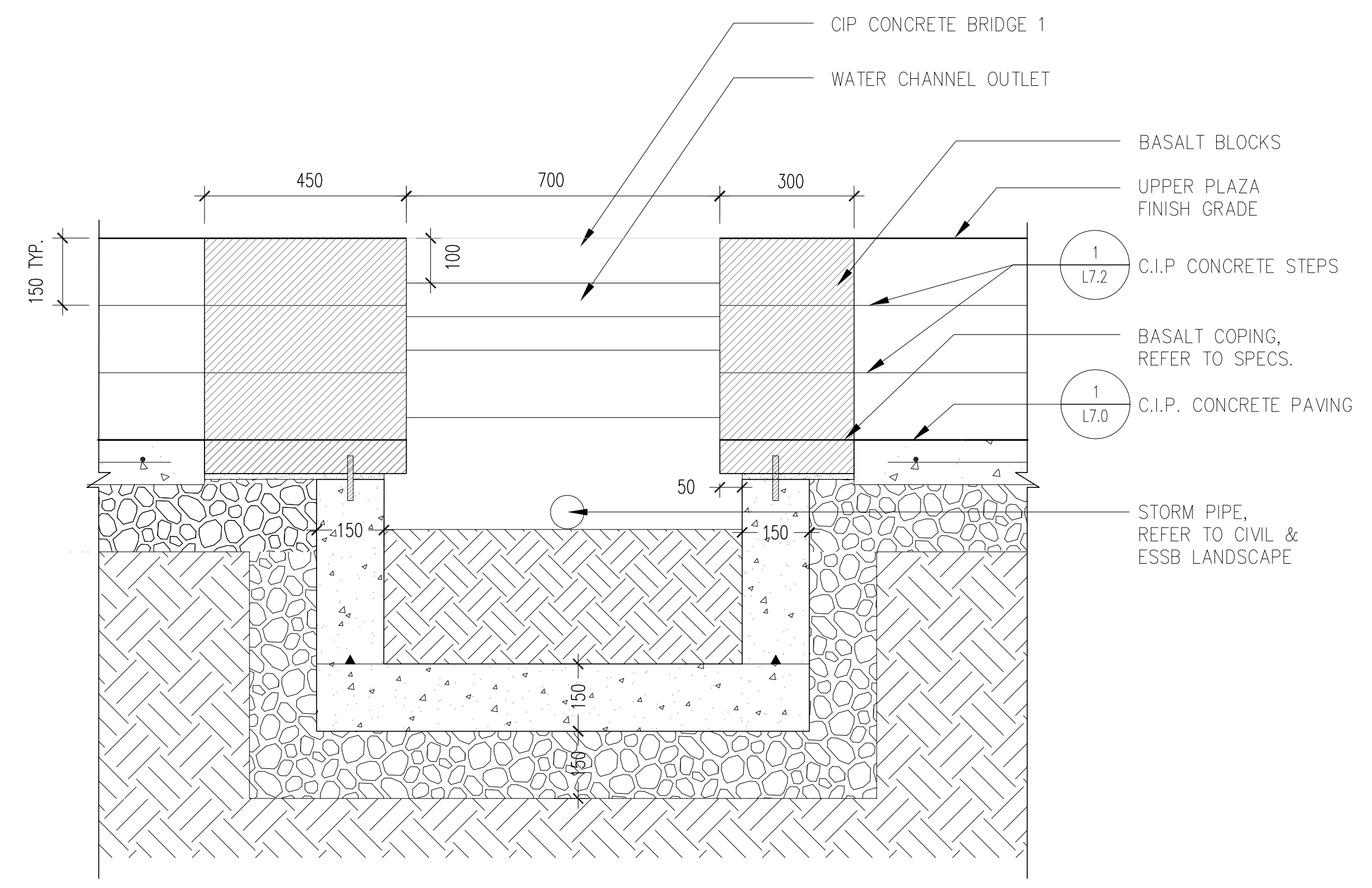
**PHILLIPS  
FAREVAAG  
SMALLEMBERG**

PLANNING • URBAN DESIGN  
LANDSCAPE ARCHITECTURE

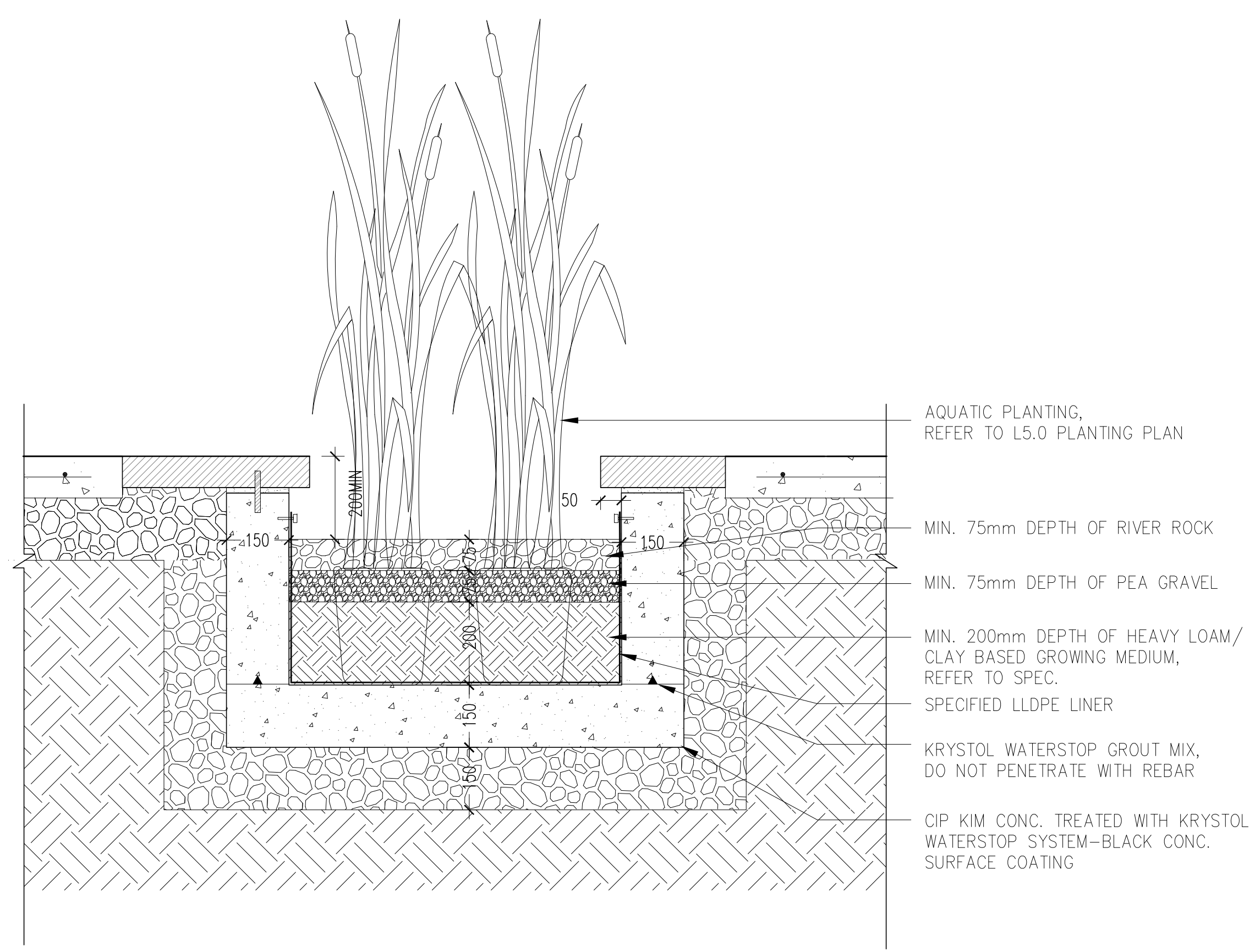
2327 Yew St. Vancouver BC V6K 3H1  
Tel: 604-736-5168 Fax: 604-736-5167  
Email: ph@pfsbc.ca Web: www.pfsbc.ca



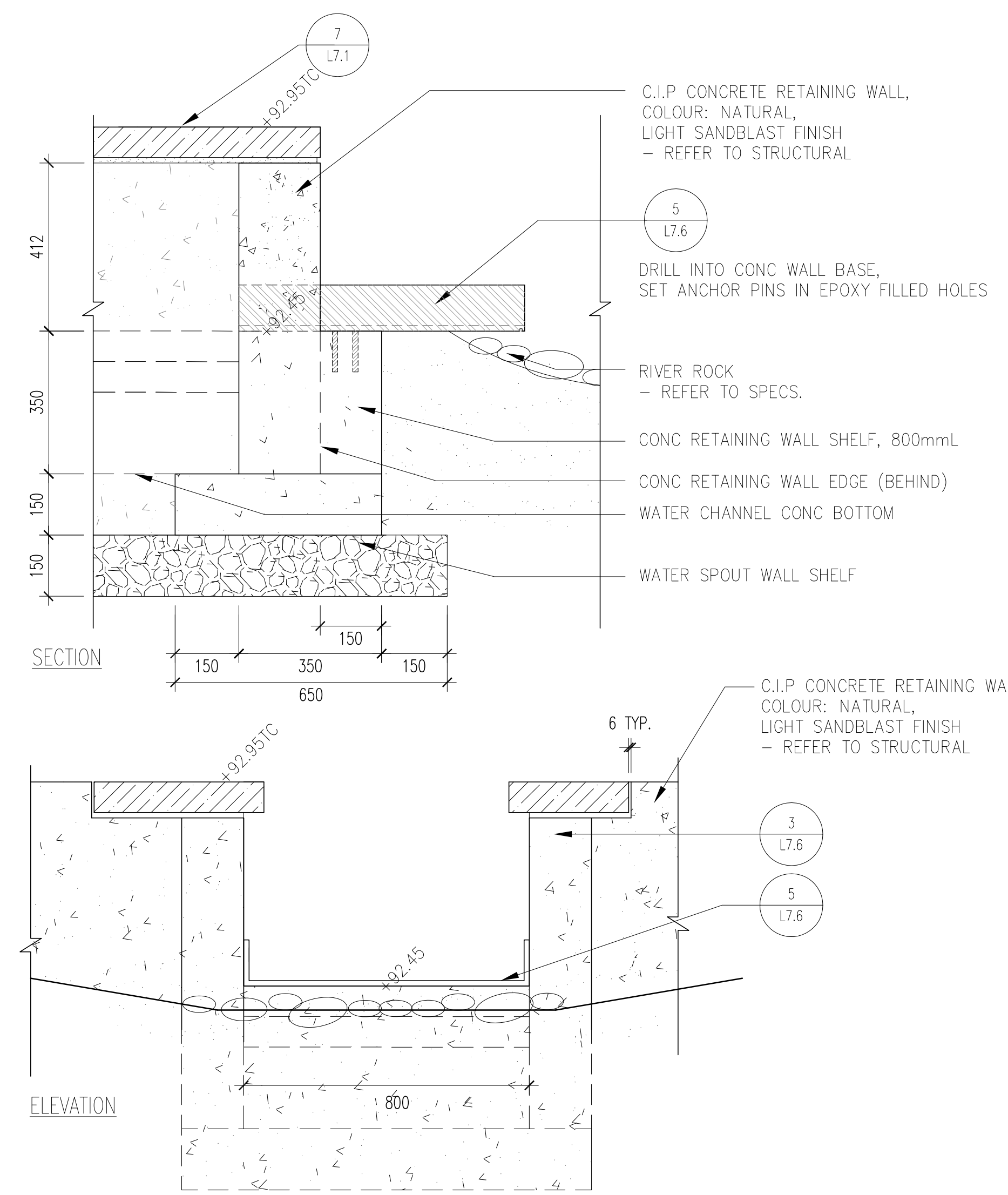
**1 WATER BASIN & CHANNEL**  
L7.6 1:20



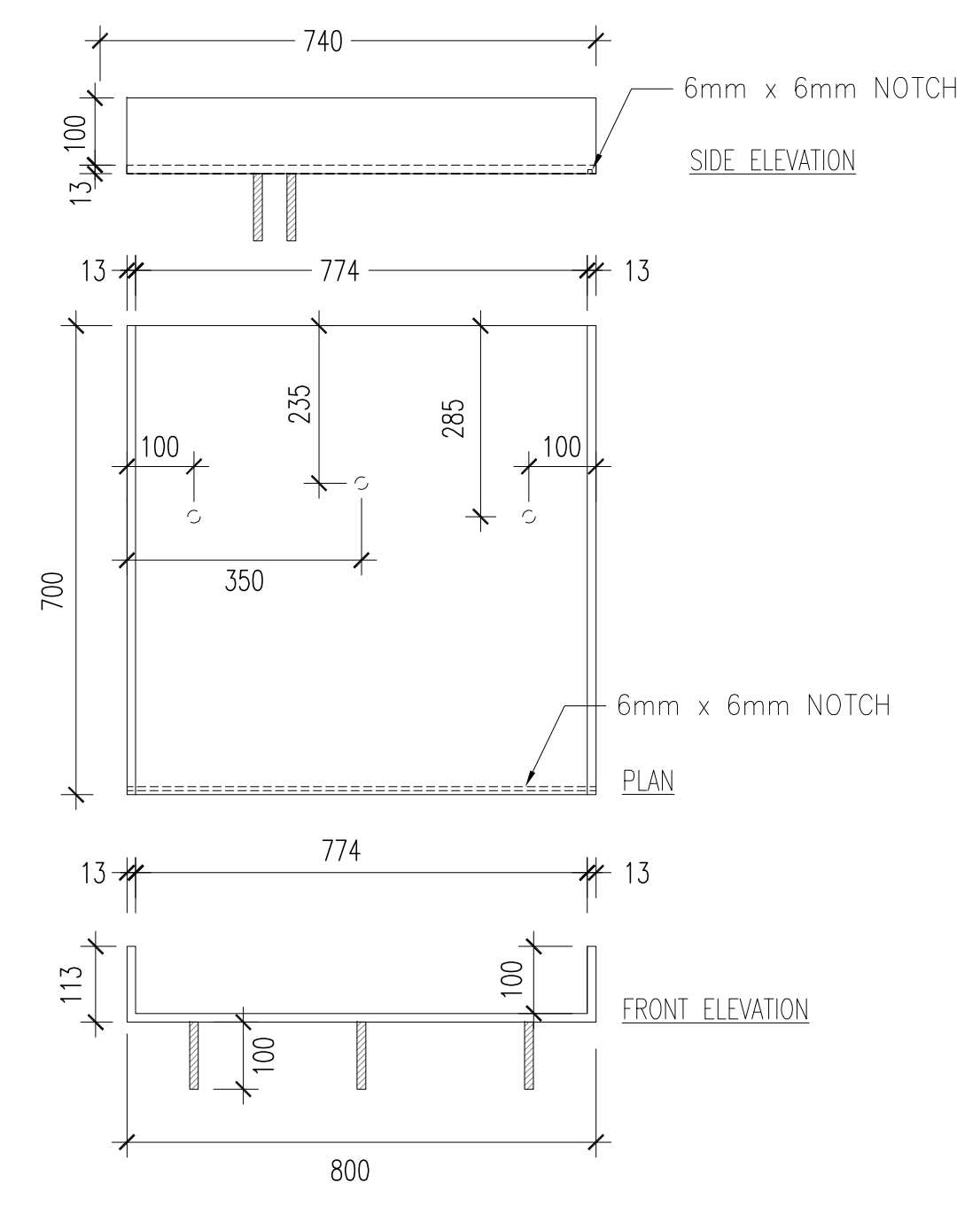
**2 WATER CHANNEL SECTION - AT BOTTOM OF STAIRS**  
L7.6 1:10



**3 WATER CHANNEL SECTION - ON PLAZA TYP.**  
L7.6 1:10



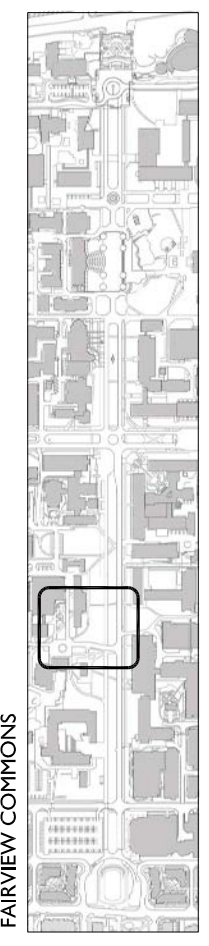
**4 CHANNEL OUTLET AT BIOSWALE**  
L7.6 1:10



**5 GALV. STEEL WATER SPOUT 1**  
L7.6 1:10

NOTE:  
CONTRACTOR TO SUBMIT  
SHOP DWG IN ACCORDANCE  
WITH SPECIFICATION SECTION  
FOR REVIEW BY CONSULTANT  
& MANUFACTURER PRIOR TO  
FABRICATION.

KEY PLAN



REVISIONS

NO.	DATE	DESCRIPTION	BY
1	JAN. 15, 2010	ISSUED FOR REVIEW	AR
2	MAR. 23, 2010	ISSUED FOR REVIEW	AR
3	MAY 21, 2010	ISSUED FOR DRC REVIEW	AR
4	MAY 31, 2010	ISSUED FOR REVIEW	AR
5	JUNE 02, 2010	ISSUED FOR AUDP	AR
6	JULY 13, 2010	ISSUED FOR REVIEW	AR
7	AUG. 23, 2010	ISSUED FOR REVIEW	AR
8	AUG. 27, 2010	ISSUED FOR PRICING	AR

PROJECT

**Fairview Commons**  
University of British Columbia

DRAWING TITLE

**CONSTRUCTION DETAILS  
WATER BASIN & CHANNEL**

DATE: **DEC 2009** PROJECT NO.: **09058**

SCALE: **AS NOTED** DRAWING NO.:

DRAWN BY: **SK**

CHECKED BY: **AR**

**L7.6**

COPYRIGHT RESERVED  
This plan and design are, and at all times remain the exclusive property of Phillips Farevaag Smallemberg and cannot be used or reproduced without written consent. Contractors shall verify and be responsible for all dimensions and conditions on the job. This office shall be informed of any discrepancies from the dimensions and conditions shown on the drawing.

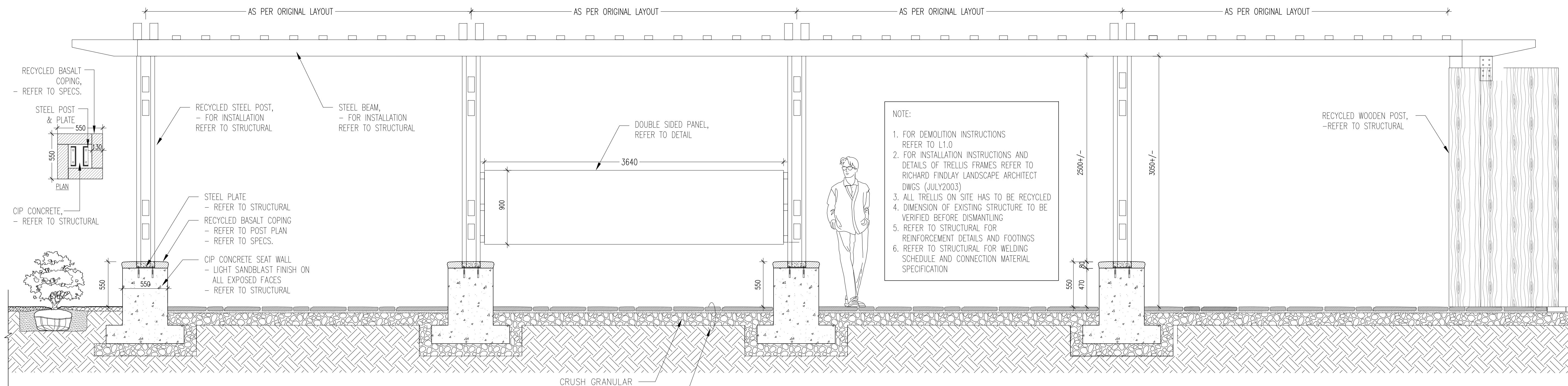




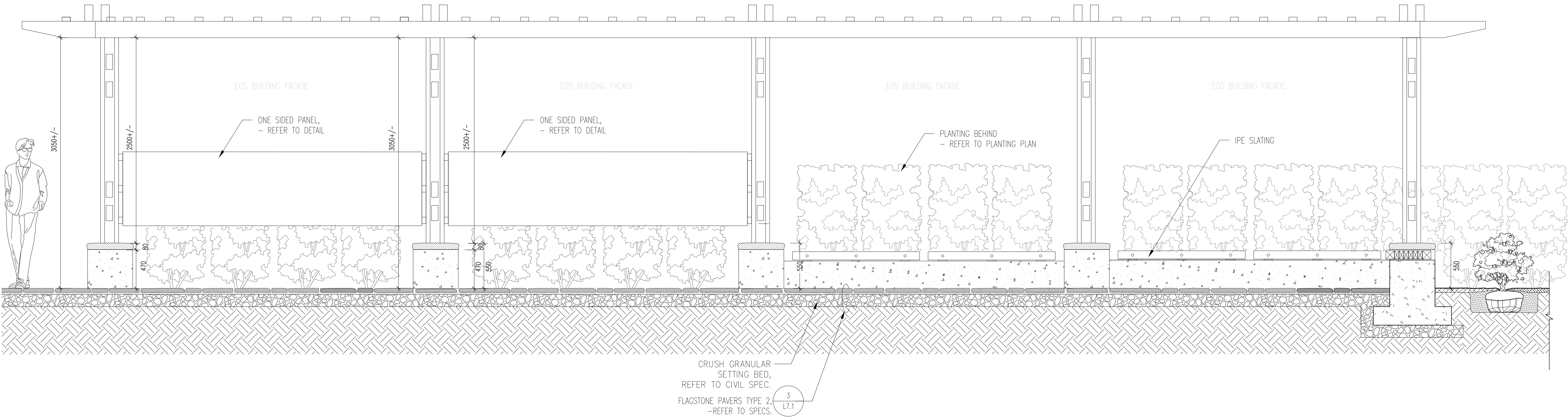
**PHILLIPS  
FAREVAAG  
SMALLEMBERG**

PLANNING • URBAN DESIGN  
LANDSCAPE ARCHITECTURE

2327 Yew St. Vancouver BC V6K 3H1  
Tel: 604-736-5168 Fax: 604-736-5167  
Email: ph@pfs.bc.ca Web: www.pfs.bc.ca

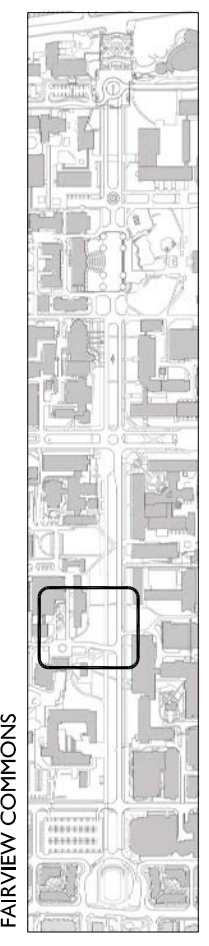


**1 TRELLIS LONGITUDINAL SECTION - LOOKING EAST**  
L7.8 1:25



**2 TRELLIS LONGITUDINAL SECTION - LOOKING WEST**  
L7.8 1:25

KEY PLAN



REVISIONS

NO.	DATE	DESCRIPTION	BY
1	JAN. 15, 2010	ISSUED FOR REVIEW	AR
2	MAR. 23, 2010	ISSUED FOR REVIEW	AR
3	MAY 21, 2010	ISSUED FOR DRC REVIEW	AR
4	MAY 31, 2010	ISSUED FOR REVIEW	AR
5	JUNE 02, 2010	ISSUED FOR AUDP	AR
6	JULY 13, 2010	ISSUED FOR REVIEW	AR
7	AUG. 23, 2010	ISSUED FOR REVIEW	AR
8	AUG. 27, 2010	ISSUED FOR PRICING	AR

PROJECT

**Fairview Commons**  
University of British Columbia

DRAWING TITLE

**CONSTRUCTION DETAILS  
TRELLIS**

DATE	PROJECT NO.
DEC 2009	09058
SCALE	DRAWING NO.
AS NOTED	
DRAWN BY	<b>L7.8</b>
SK	
CHECKED BY	
AR	

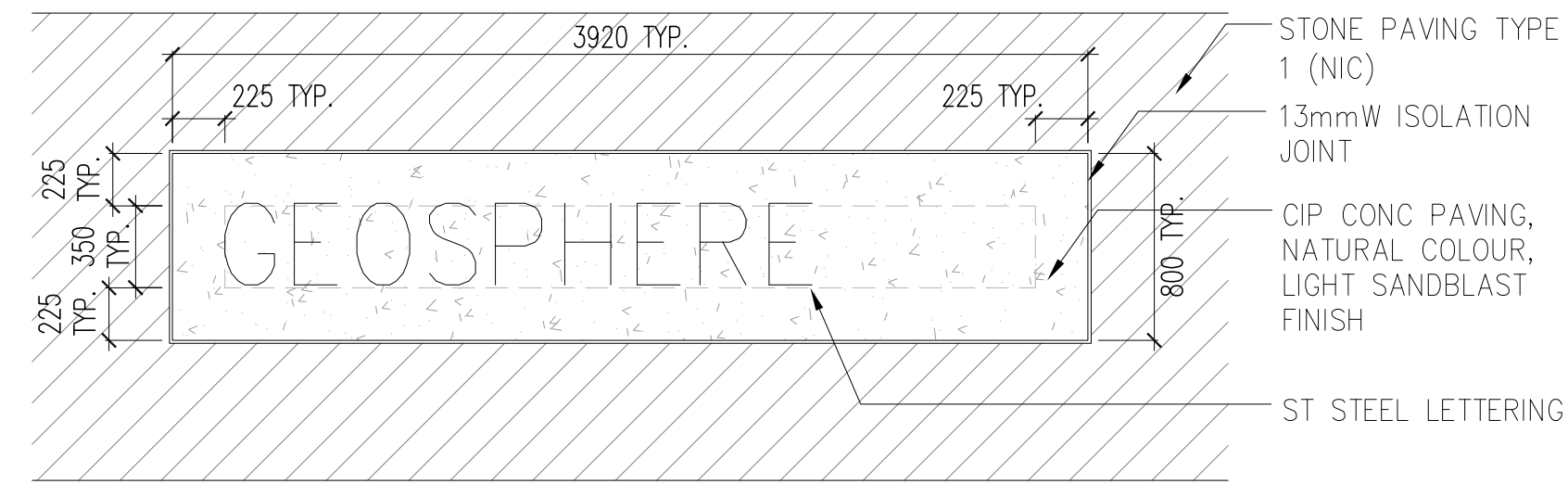
COPYRIGHT RESERVED  
 This plan and design are, and at all times remain the exclusive property of Phillips Farevaag Smallemberg and cannot be used or reproduced without written consent. Contractors shall verify and be responsible for all dimensions and conditions on the job. This office shall be informed of any discrepancies from the dimensions and conditions shown on the drawing.








**PHILLIPS  
FAREVAAG  
SMALLEMBERG**  
PLANNING • URBAN DESIGN  
LANDSCAPE ARCHITECTURE  
2327 Yew St. Vancouver BC V6K 3H1  
Tel: 604-736-5168 Fax: 604-736-5167  
Email: pfs@pfsbc.ca Web: www.pfsbc.ca



TYPE 1



TYPE 2

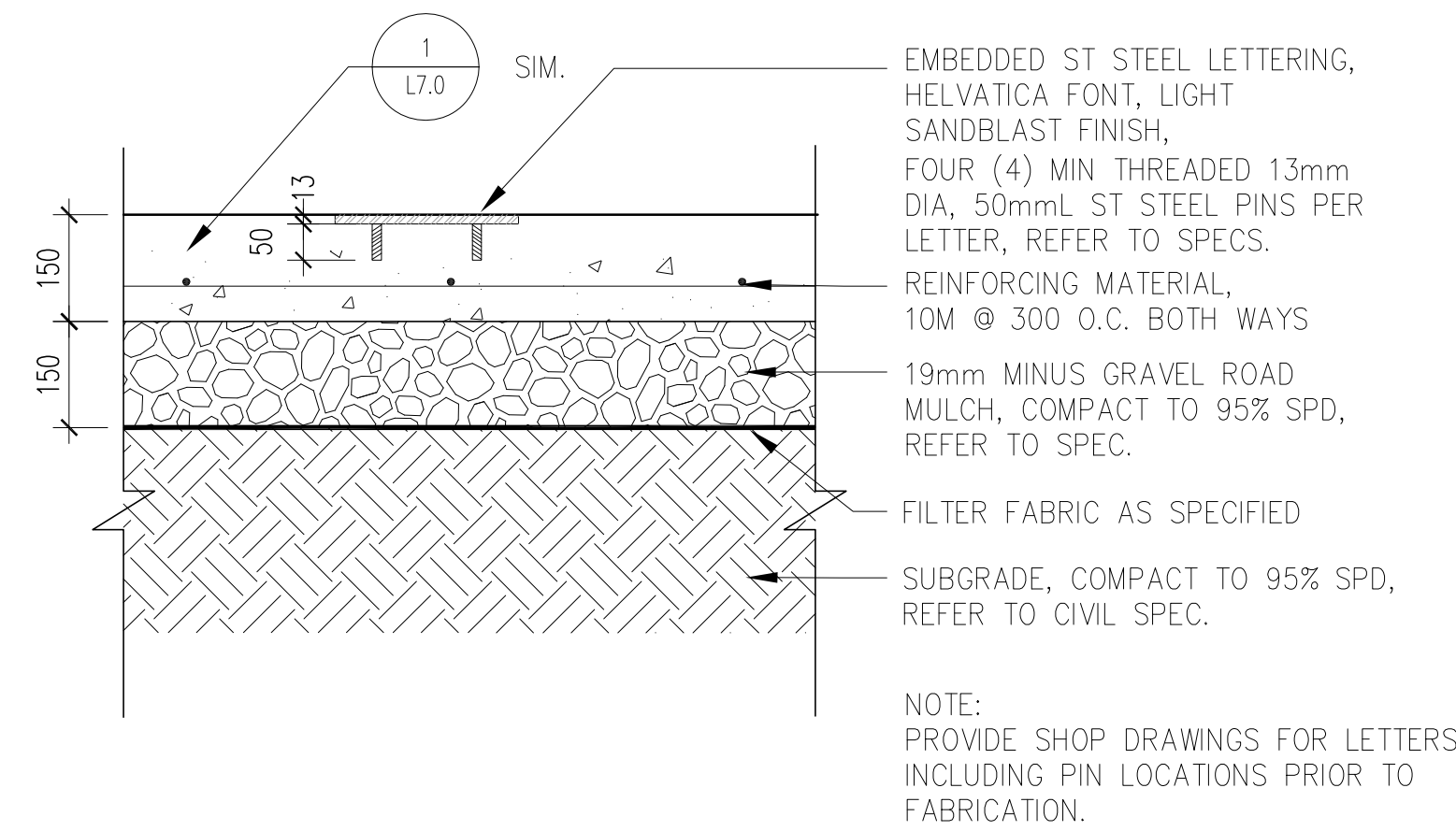


TYPE 3

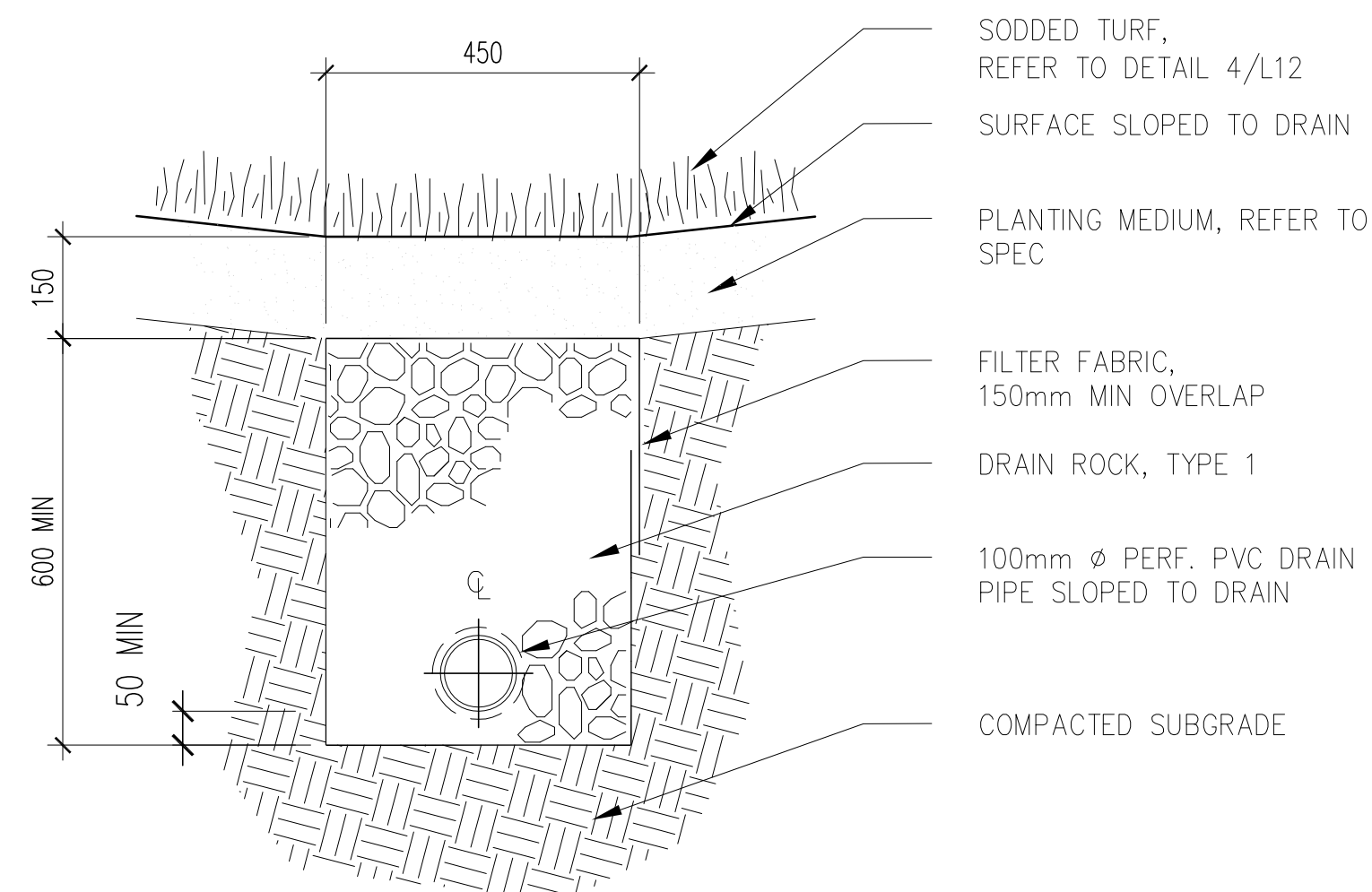


TYPE 4

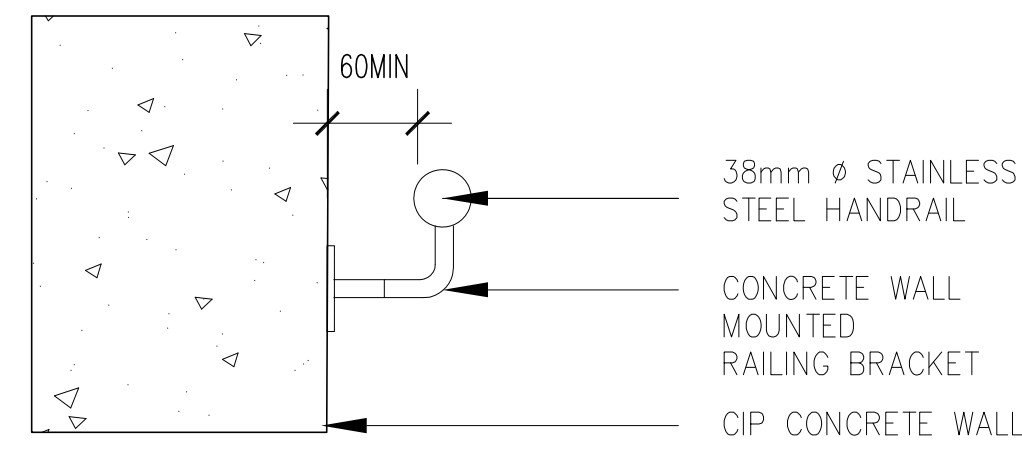
PLAN  
SCALE: 1: 30



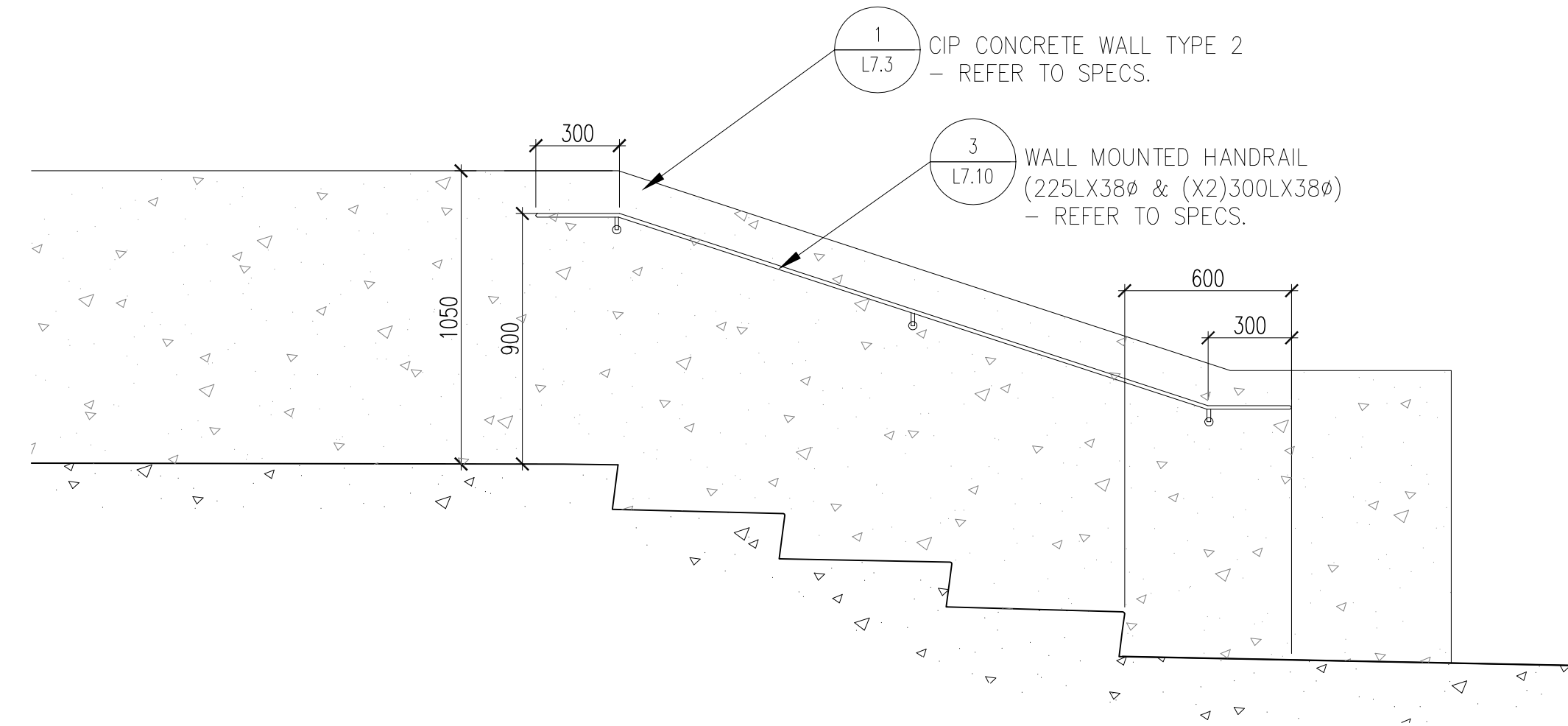
1 PLAQUE TYP.  
L7.10 1:10



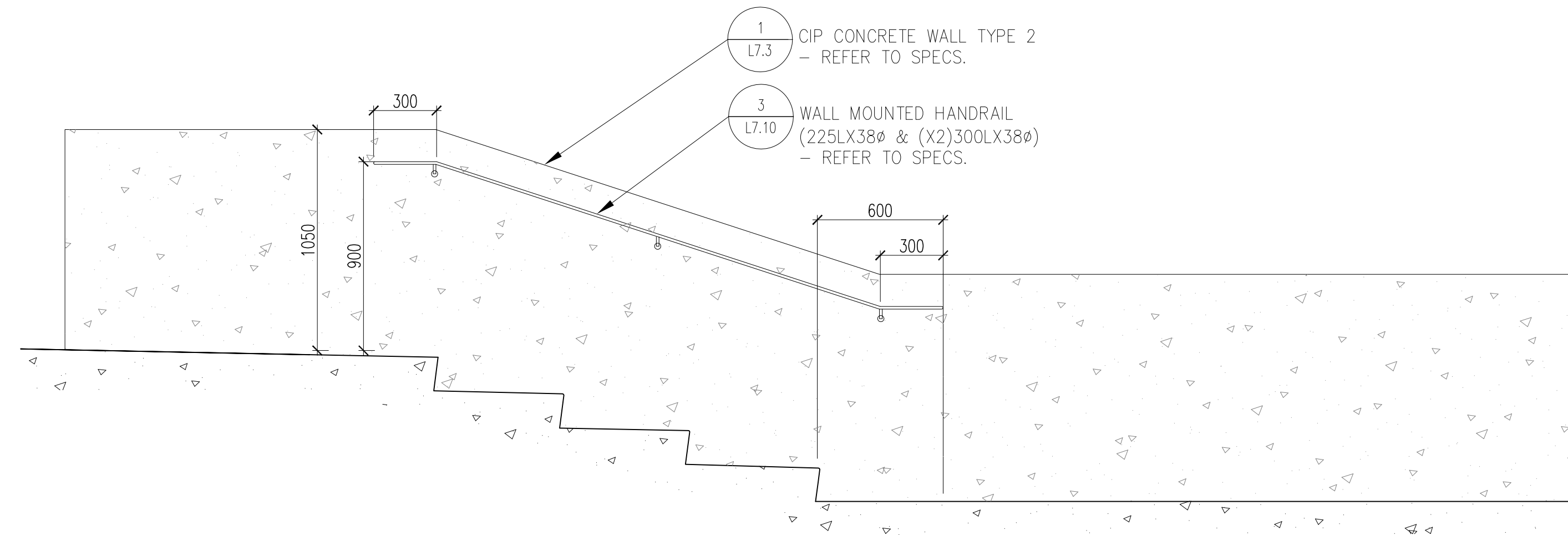
2 FRENCH DRAIN  
L7.10 1:10



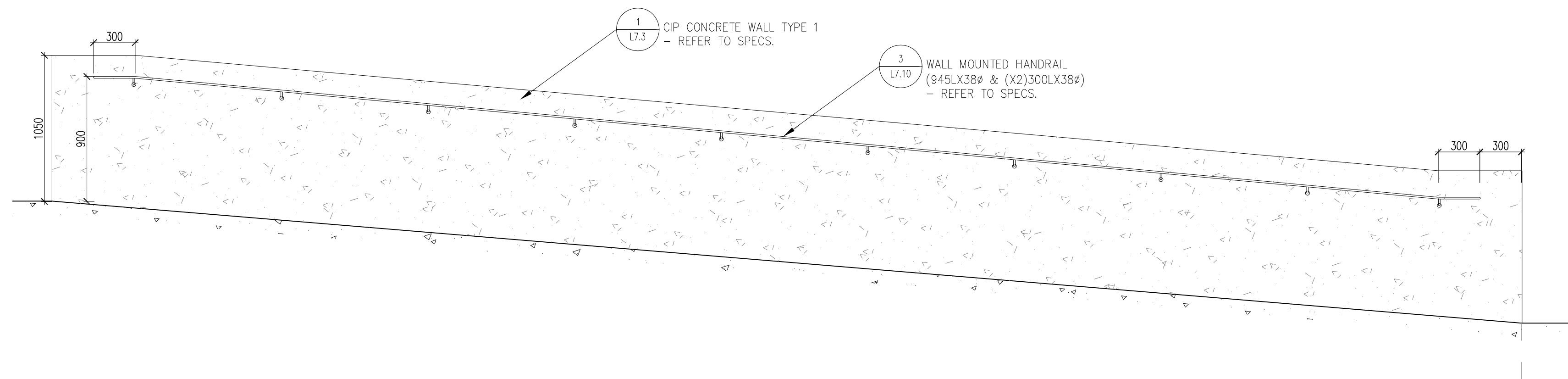
3 WALL MOUNTED STAINLESS STEEL HANDRAIL TYP.  
L7.10 1:5



3A WALL MOUNTED STAINLESS STEEL HANDRAIL (AMPHITHEATRE) - TYPE 1A  
L7.10 1:10

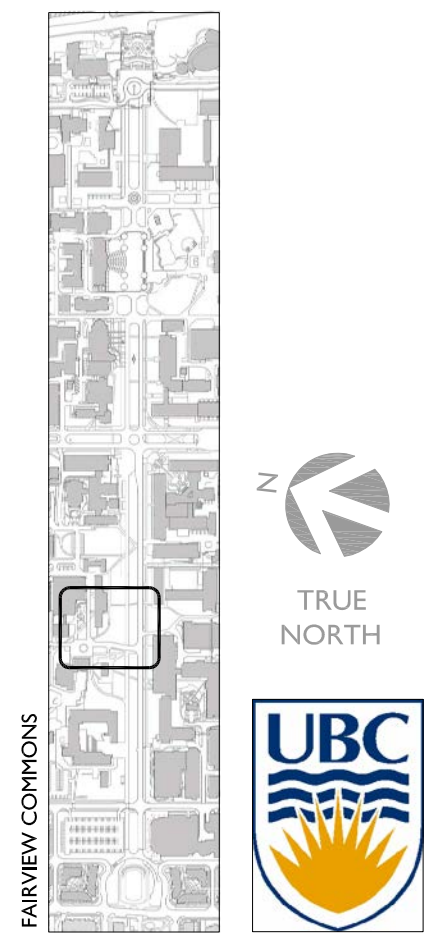


3B WALL MOUNTED STAINLESS STEEL HANDRAIL (AMPHITHEATRE) - TYPE 1B  
L7.10 1:10



3C WALL MOUNTED STAINLESS STEEL HANDRAIL ON RAMP - TYPE 2  
L7.10 1:10

KEY PLAN



REVISIONS

NO.	DATE	DESCRIPTION	BY
1	JAN. 15, 2010	ISSUED FOR REVIEW	AR
2	MAR. 23, 2010	ISSUED FOR REVIEW	AR
3	MAY 21, 2010	ISSUED FOR DRC REVIEW	AR
4	MAY 31, 2010	ISSUED FOR REVIEW	AR
5	JUNE 02, 2010	ISSUED FOR AUDP	AR
6	JULY 13, 2010	ISSUED FOR REVIEW	AR
7	AUG. 23, 2010	ISSUED FOR REVIEW	AR
8	AUG. 27, 2010	ISSUED FOR PRICING	AR

PROJECT

**Fairview Commons**  
University of British Columbia

DRAWING TITLE

**CONSTRUCTION DETAILS  
MISCELLANEOUS**

DATE <b>DEC 2009</b>	PROJECT NO. <b>09058</b>
SCALE <b>AS NOTED</b>	DRAWING NO.
DRAWN BY <b>SK</b>	<b>L7.10</b>
CHECKED BY <b>AR</b>	