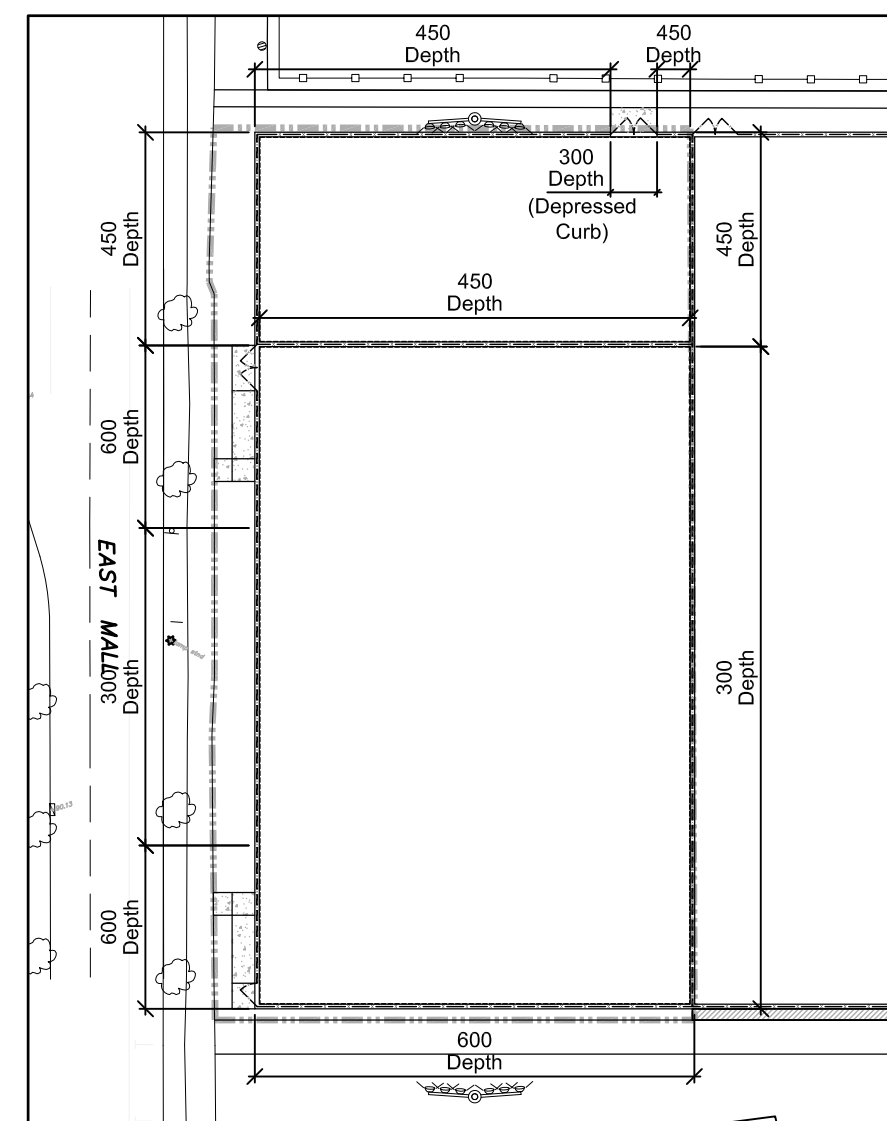


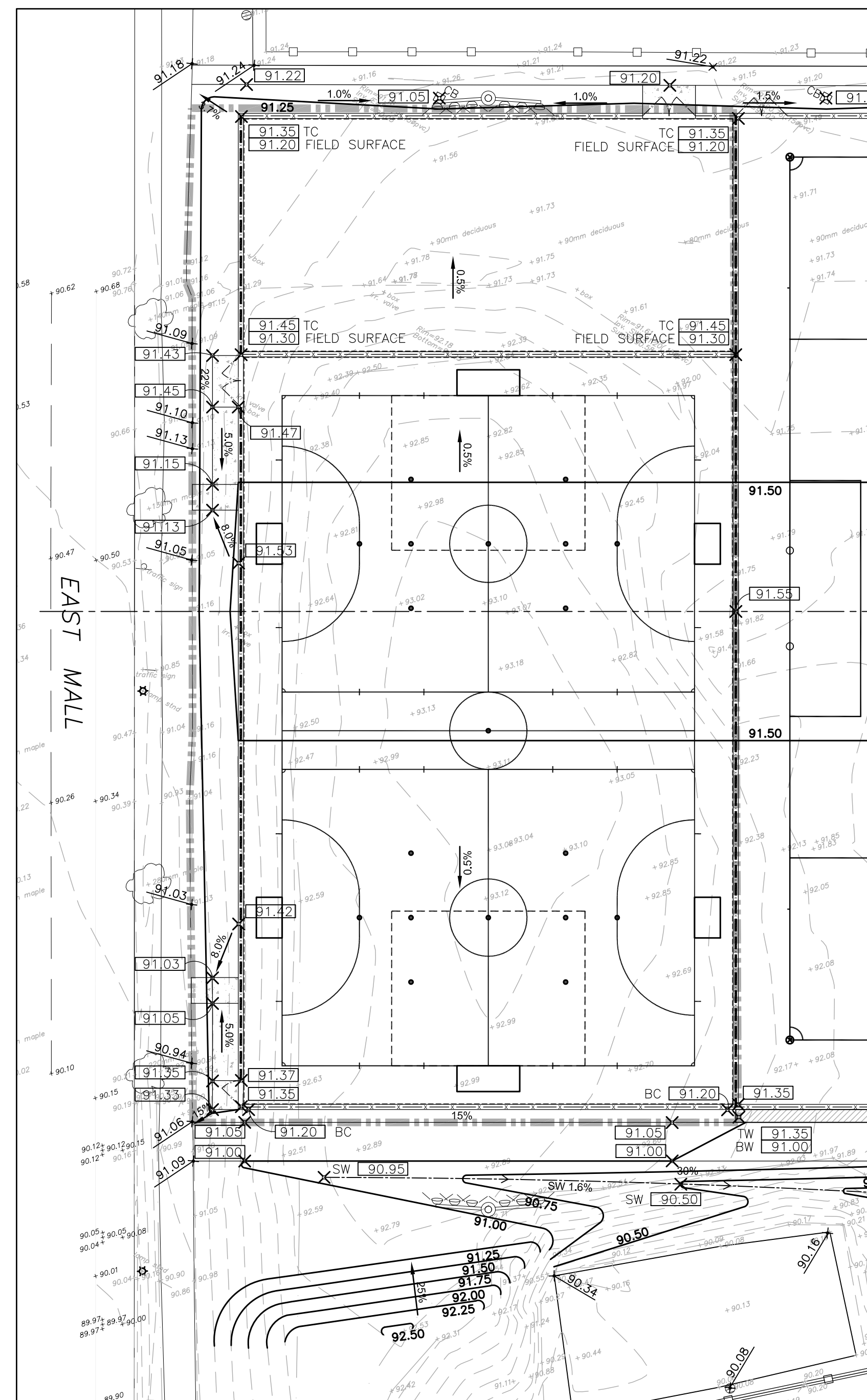
LAYOUT PLAN

LEGEND:

- LIMIT OF WORK
- ☁ EXISTING TREE TO REMAIN
- ▨ PROPOSED PEDESTRIAN CONCRETE PAVING
- ▨ 6.0m HT. BLACK VINYL CHAIN LINK FENCE
- ▨ 2.4m HT. BLACK VINYL CHAIN LINK FENCE
- ▨ 2.4m HT. BLACK VINYL CHAIN LINK DOUBLE GATE
- CP1 CONTROL POINTS



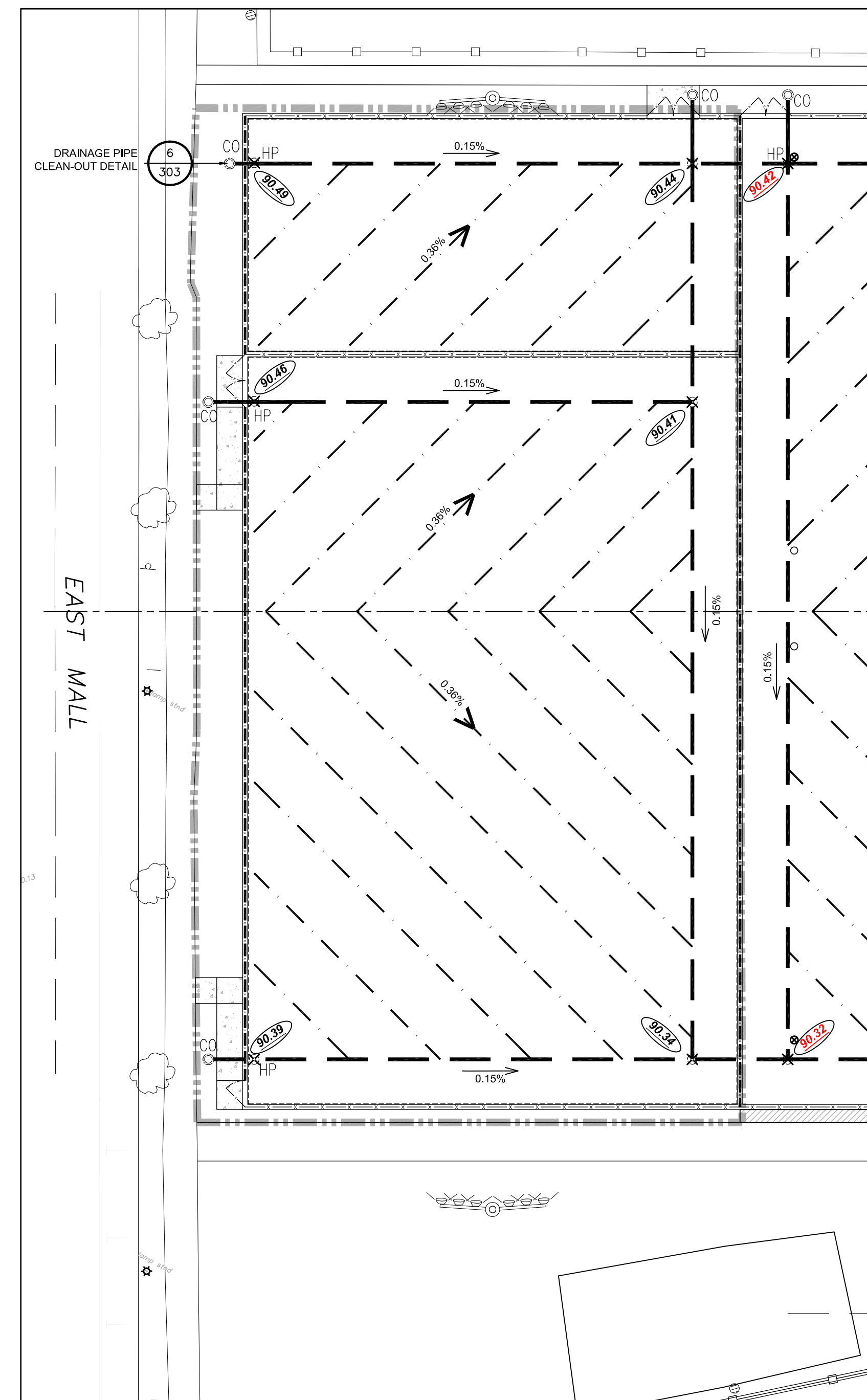
PERIMETER CURB DEPTH PLAN



GRADING PLAN

LEGEND:

- LIMIT OF WORK
- ☁ EXISTING TREE TO REMAIN
- ▨ EXISTING CONTOUR (0.25M INTERVALS)
- ▨ EXISTING SPOT ELEVATION
- ▨ EXISTING GRADE MATCHED
- ▨ PROPOSED CONTOUR (MBTW/RFLA)
- ▨ PROPOSED GRADE (MBTW/RFLA)
- ▨ PROPOSED SLOPE (FINISHED GRADE)
- HP / LP PROPOSED HIGH POINT / LOW POINT
- TC PROPOSED TOP OF CURB




SUB-DRAINAGE PLAN

LEGEND:

- ▨ PROPOSED SUBDRAINAGE GRADE (MBTW/RFLA) AT COLLECTOR PIPE
- ▨ PROPOSED SUBDRAINAGE GRADE (MBTW/RFLA) AT FLAT DRAIN
- ▨ 250mm # COLLECTOR DRAIN
- ▨ 150mm FIELD FLAT DRAIN
- ▨ PROPOSED SLOPE (SUBDRAINAGE) AT COLLECTOR PIPE
- ▨ PROPOSED SLOPE (SUBDRAINAGE) AT FLAT DRAIN
- HP / LP PROPOSED HIGH POINT / LOW POINT
- CO PROPOSED CLEAN OUT

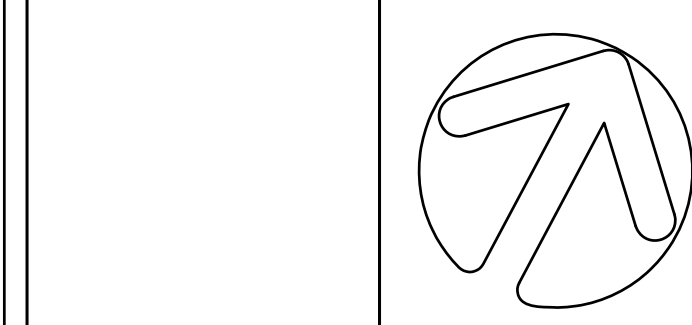
Key Plan - N.T.S.



Legend

No	Date	Revisions	By
2	06.01.2016	Issued for SLP/DP	JJ
1	03.10.2016	Issued for Preliminary Review	JJ

This drawing, as an instrument of service, is provided by, and is the property of, the MBTW Group. The contractor shall check and verify all dimensions and report all errors and omissions to the Landscape Architect whose seal is affixed to this drawing before proceeding with the work. This drawing is not to be scaled.



Designed By **the mbtw group**  
 250 Westside Ave., Unit 15 Toronto, Ontario, Canada M6L 1S8  
 T: (416) 461-7767 F: (416) 461-1851 www.mbtw.com

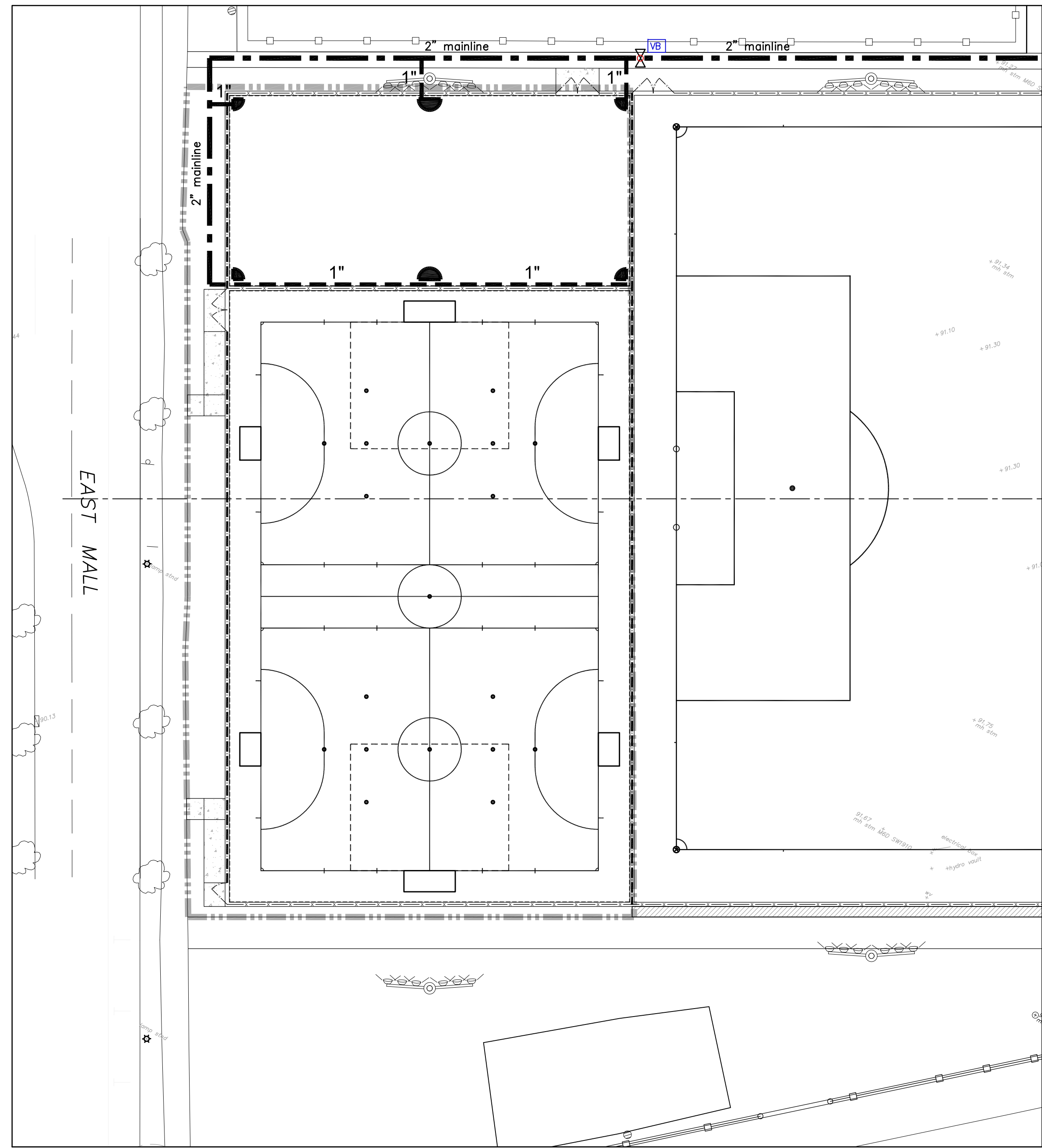
**RICHARD FINDLAY**  
 LANDSCAPE ARCHITECT INC.

Project Name:  
**Synthetic Turf Mini-Fields  
 Thunderbird Park**  
 Municipality: University of British Columbia  
 Sheet Title:  
**LAYOUT/GRADING/SUB-DRAINAGE  
 PLANS**


Designed: JJ	Drawn: OL	Scale: 1:300	Drawing No.:
Date of Drawing: MARCH 2016	Job No.:UPT 001	PLA-301	

K:\Projects\2016\UBC\06-01-UBC\06-01-2016\_Plan\06-01-2016\_Plan.dwg Jun 01 2016 3:49pm





Key Plan - N.T.S.



Legend

- RAIN BIRD 8005-SS C/W #14 NOZZLE (12.6 GPM AT 50 PSI)
- 2 INCH MAIN LINE
- TYPICAL LATERAL LINE
- 1" LATERAL SIZE
- VALVE BOX
- 2" BRONZE ISOLATION VALVE



No	Date	Revisions	By
2.	06.01.2016	Issued for SLP/DP	JJ
1.	03.10.2016	Issued for Preliminary Review	JJ

This drawing, as an instrument of service, is provided by, and is the property of, The MBTW Group. The contractor shall check and verify all dimensions and report all errors and omissions to the Landscape Architect whose seal is affixed to this drawing before proceeding with work. This drawing is not to be scaled.

Designed By

North Arrow

**the mbtw group**  
 Landscape Architecture | Urban Design | Design Planning | Construction | Post-Occupancy  
 255 Waterland Ave., Unit 1A Toronto, Ontario, Canada M5H 1S8  
 T: (416) 461-7767 F: (416) 461-1853 | www.mbtw.com

**RICHARD FINDLAY**  
 LANDSCAPE ARCHITECT INC.

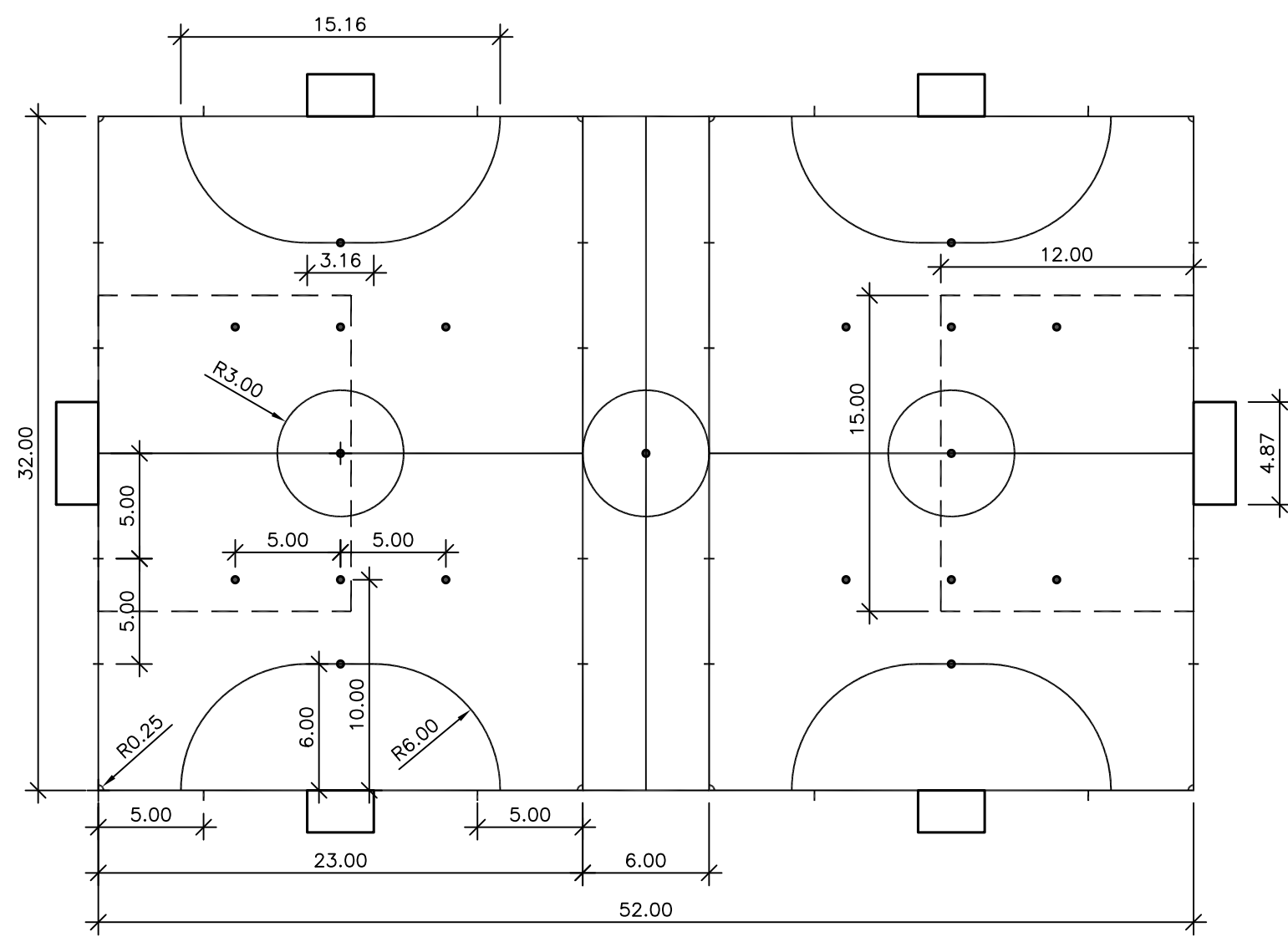
Project Name:  
**Synthetic Turf Mini-Fields  
 Thunderbird Park**

Municipality: University of British Columbia

Sheet Title:  
**IRRIGATION PLAN**

Designed: JJ	Drawn: OL	Scale: 1:300	Drawing No.:
Date of Drawing: MARCH 2016	Job No.:	UPT 001	<b>PLA-302</b>

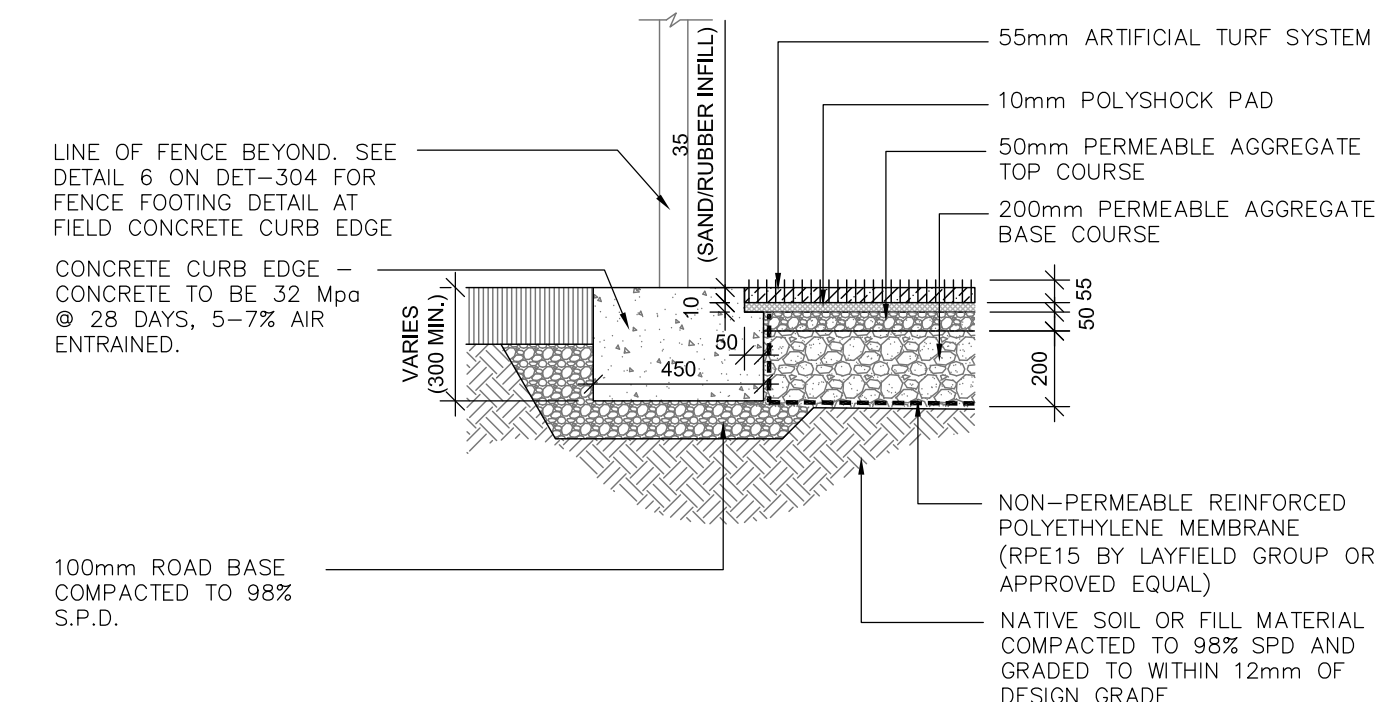




NOTE:  
COLOUR OF FIELD LINE WORK  
TO BE APPROVED BY OWNER.

1 TYPICAL SOCCER FIELD LAYOUT

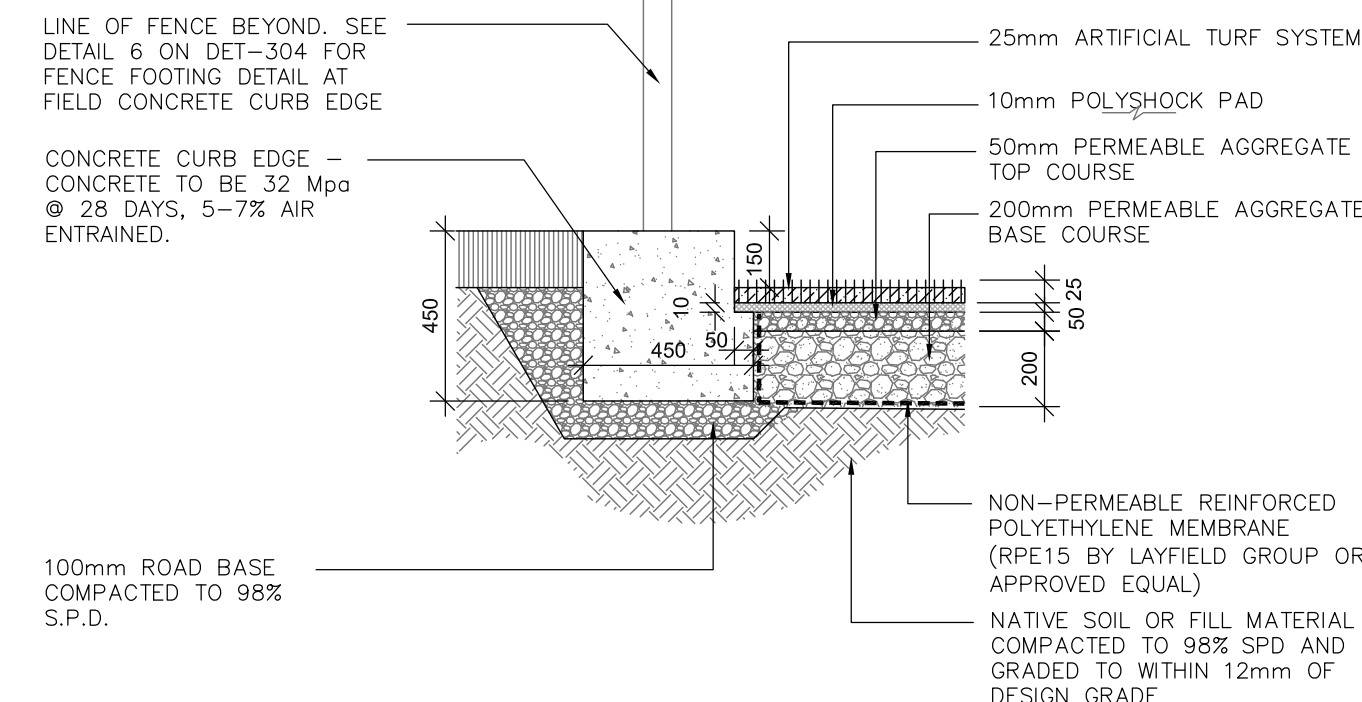
1:300



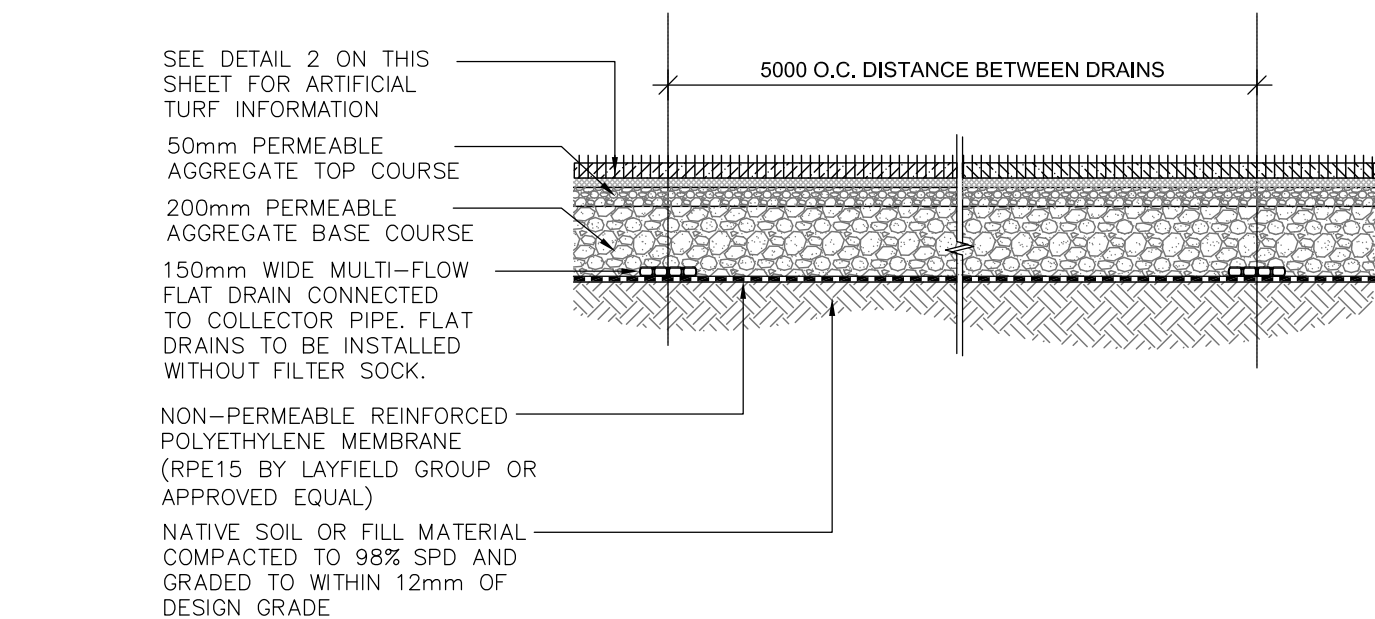
FUTSAL FIELD PROFILE

2 SYNTHETIC TURF FIELD TYPICAL CROSS SECTION AT PERIMETER CURB

1:20

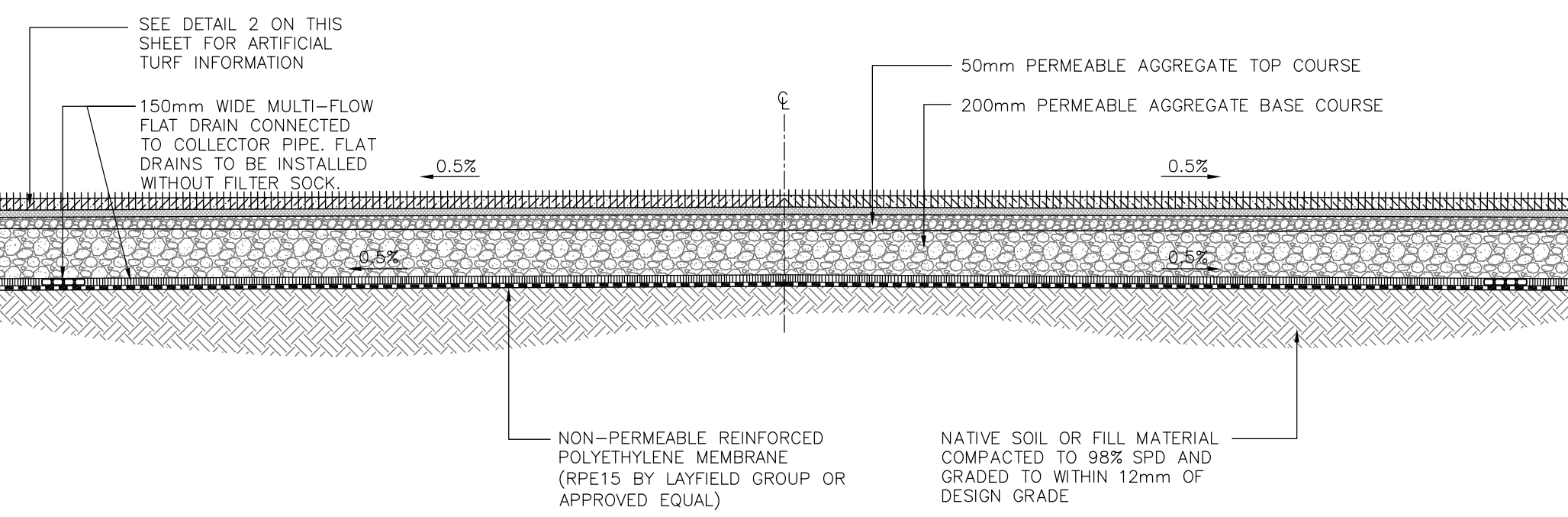


FIELD HOCKEY PROFILE



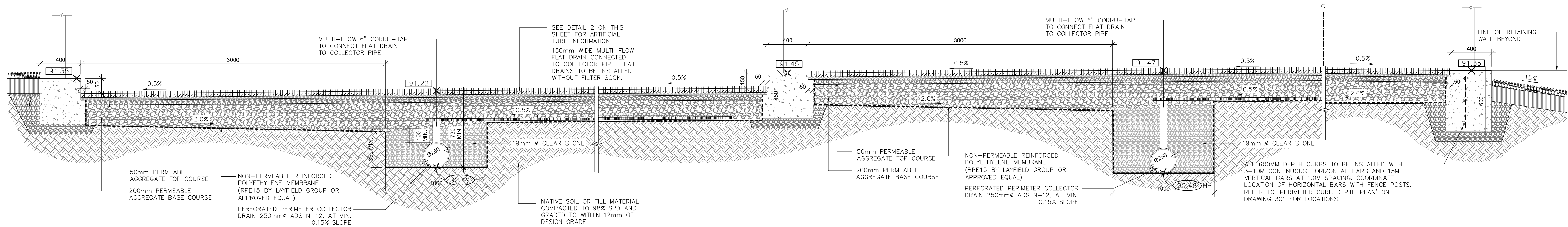
3 SYNTHETIC TURF FIELD TYPICAL CROSS SECTION AT FLAT DRAINS

1:20



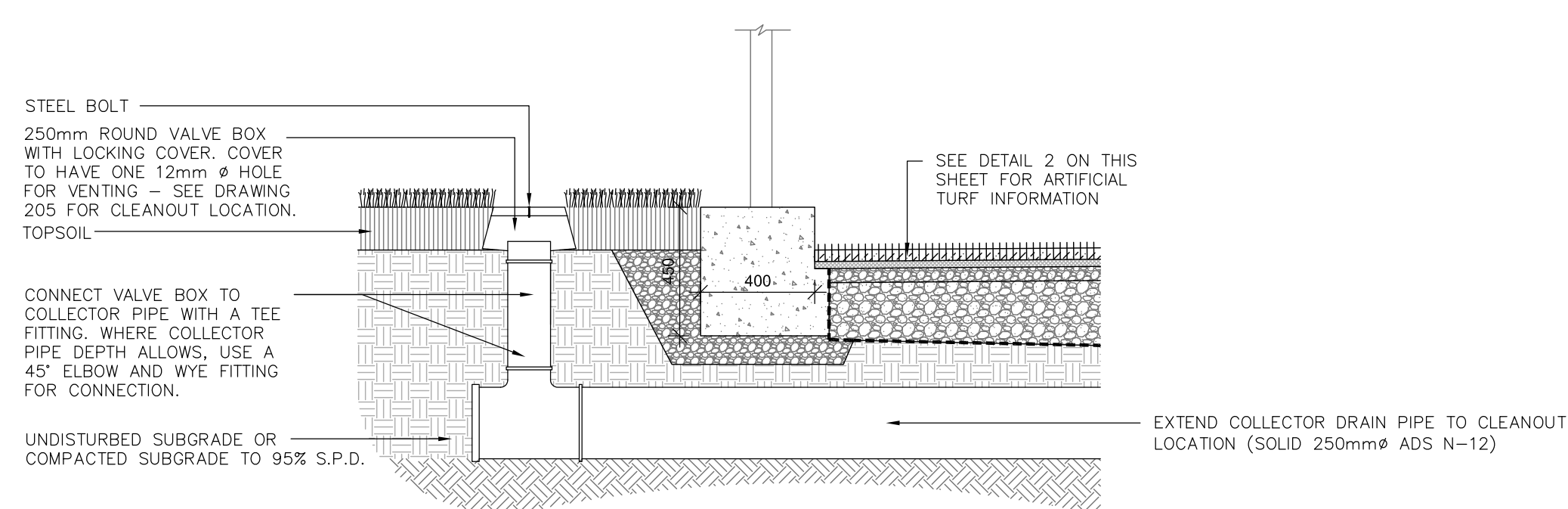
4 SYNTHETIC TURF FIELD TRANSVERSE CROSS SECTION

1:20



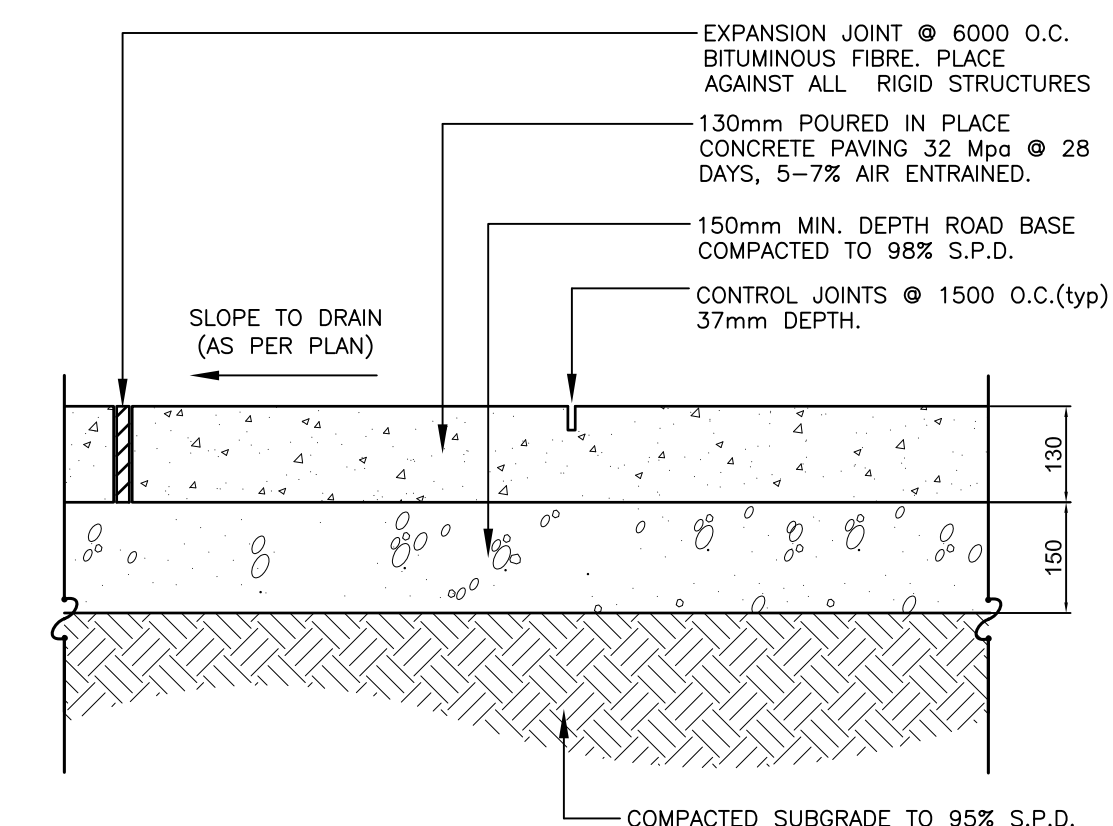
5 SYNTHETIC TURF FIELD TYPICAL CROSS SECTION AT PERIMETER/COLLECTOR PIPE (HIGH POINT)

1:20



6 SYNTHETIC TURF FIELD DRAINAGE PIPE CLEANOUT (TYPICAL DETAIL)

1:20




7 PEDESTRIAN CONCRETE PAVING

N.T.S.

GENERAL NOTES:

1. SAW CUT CONTROL JOINTS TO A DEPTH OF 37mm IMMEDIATELY UPON CONCRETE SETTING.
2. TROWELED CONTROL JOINTS, OR EXPANSION JOINTS, OR EDGES PROVIDE BRUSHED FINISH PERPENDICULAR TO PEDESTRIAN FLOW
3. PROTECT ALL CONCRETE FROM DAMAGE AND VANDALISM UNTIL SET.
4. ANY AREAS DAMAGED BY FOOTPRINTS, TIRES, OR WRITING IN CONCRETE SHALL BE BROKEN OUT AND REPLACED AT THE CONTRACTORS EXPENSE.

Key Plan - N.T.S.



Legend



No	Date	Revisions	By
2	06.01.2016	Issued for SLP/DP	JJ
1	03.10.2016	Issued for Preliminary Review	JJ

This drawing, as an instrument of service, is provided by, and is the property of, The MBTW Group. The contractor shall check and verify all dimensions and report all errors and omissions to the Landscape Architect whose seal is affixed to this drawing before proceeding with the work. This drawing is not to be scaled.

Designed By	North Arrow
-------------	-------------

the mbtw group  
Landscape Architecture, Urban Design, Strategic Planning, Construction Management, Urban Design  
250 Westside Ave., Unit 14, Toronto, Ontario, Canada M6M 1S8  
T: (416) 461-7767 F: (416) 461-1851 www.mbtw.com

RICHARD FINDLAY  
LANDSCAPE ARCHITECT INC

Project Name:  
**Synthetic Turf Mini-Fields  
Thunderbird Park**  
Municipality: University of British Columbia  
Sheet Title:  
**FIELD OF PLAY DETAILS**

Designed:	Drawn:	Scale:	Drawing No.:
JJ	OL	AS SHOWN	DET-303
Date of Drawing:	Job No.:	UPT 001	
MARCH 2016			



