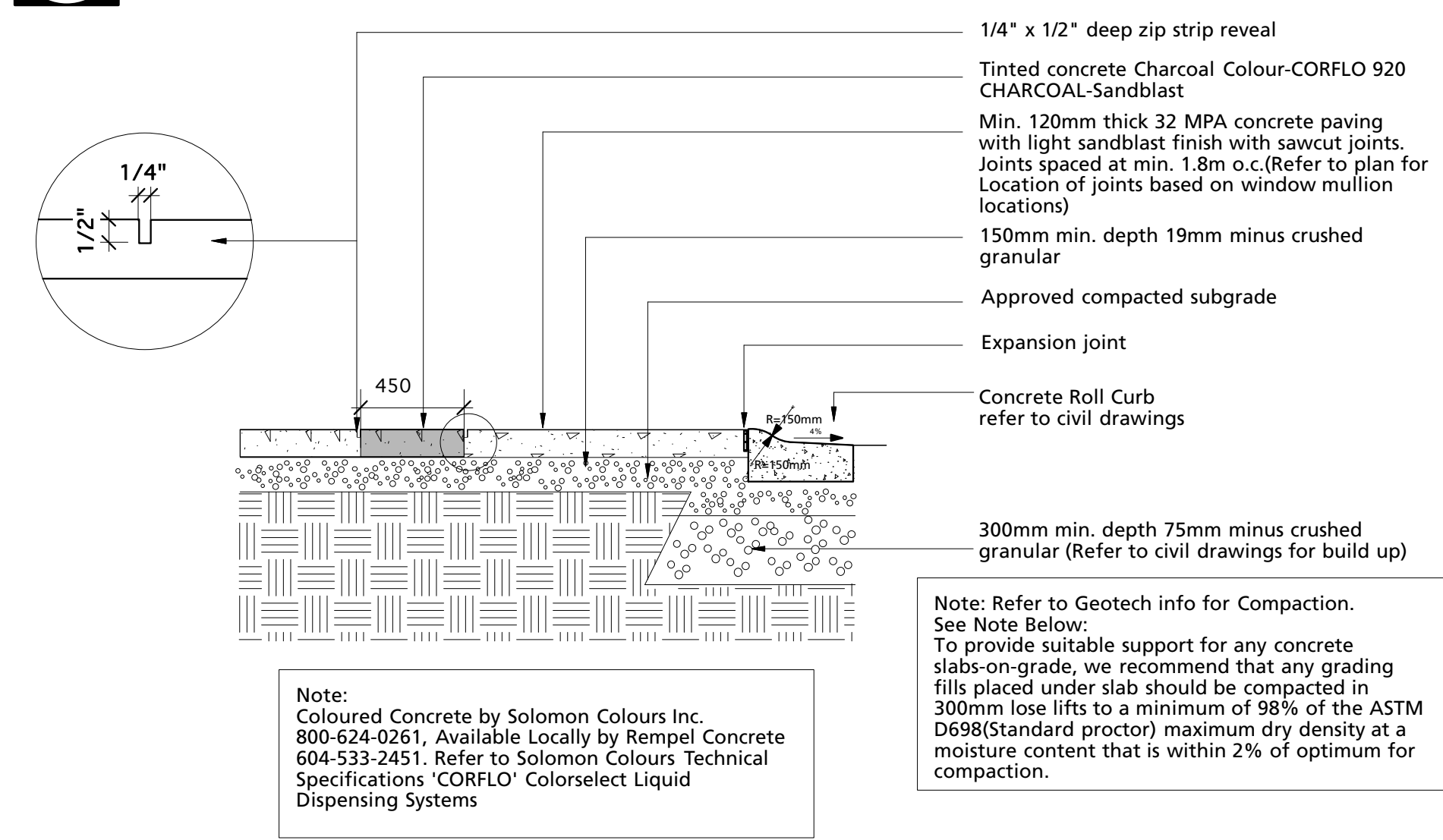
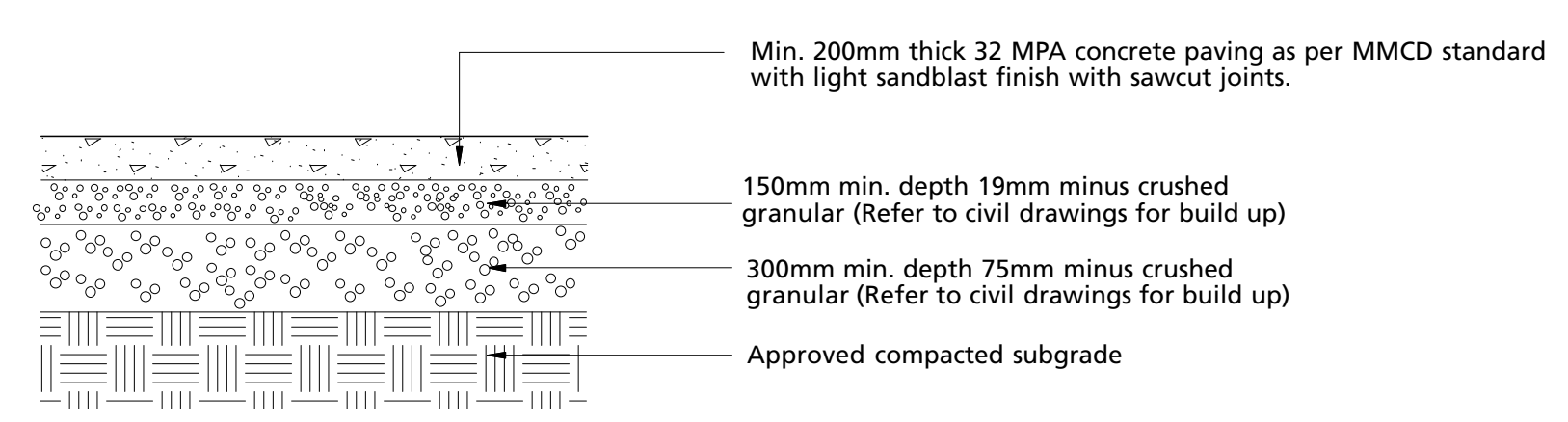


Note: Refer to Geotech info for Compaction. See Note Below:
To provide suitable support for any concrete slabs-on-grade, we recommend that any grading fills placed under slab should be compacted in 300mm lift lifts to a minimum of 98% of the ASTM D698(Standard proctor) maximum dry density at a moisture content that is within 2% of optimum for compaction.

1 CONCRETE WALKWAY ON GRADE (PEDESTRIAN)
Scale 1:25

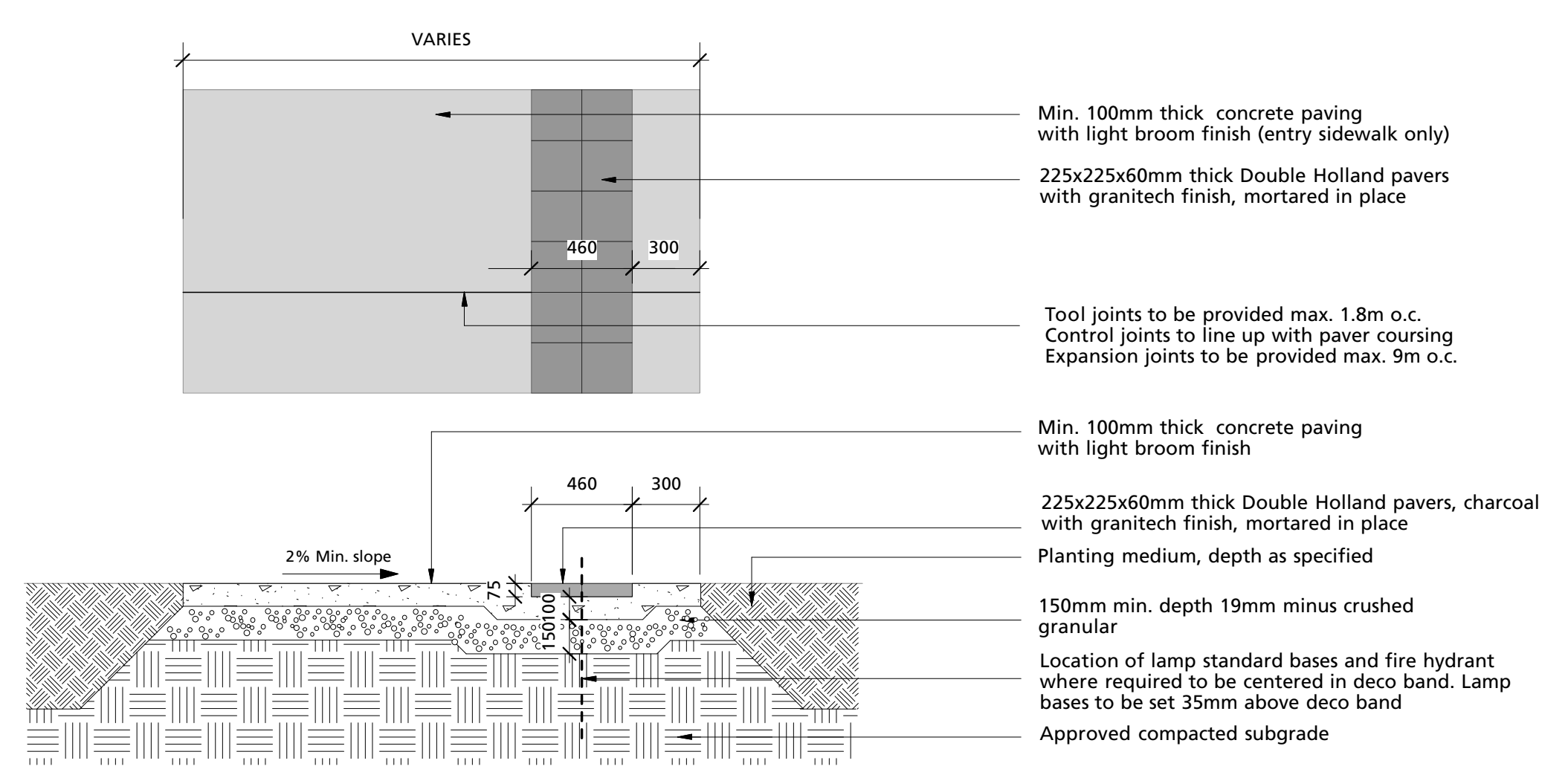


2 THICKENED CONCRETE WALKWAY ON GRADE (PEDESTRIAN SIDEWALK ADJACENT TO ROLL CURBS)
Scale 1:25



NOTE:
- 150mm PCCP (Tie Bars, Dowels and Joints per MMCD
- 100mm 19mm Crushed Gravel Base
- 150mm 75mm Crushed Gravel Subbase
All Compacted to 95% MPD

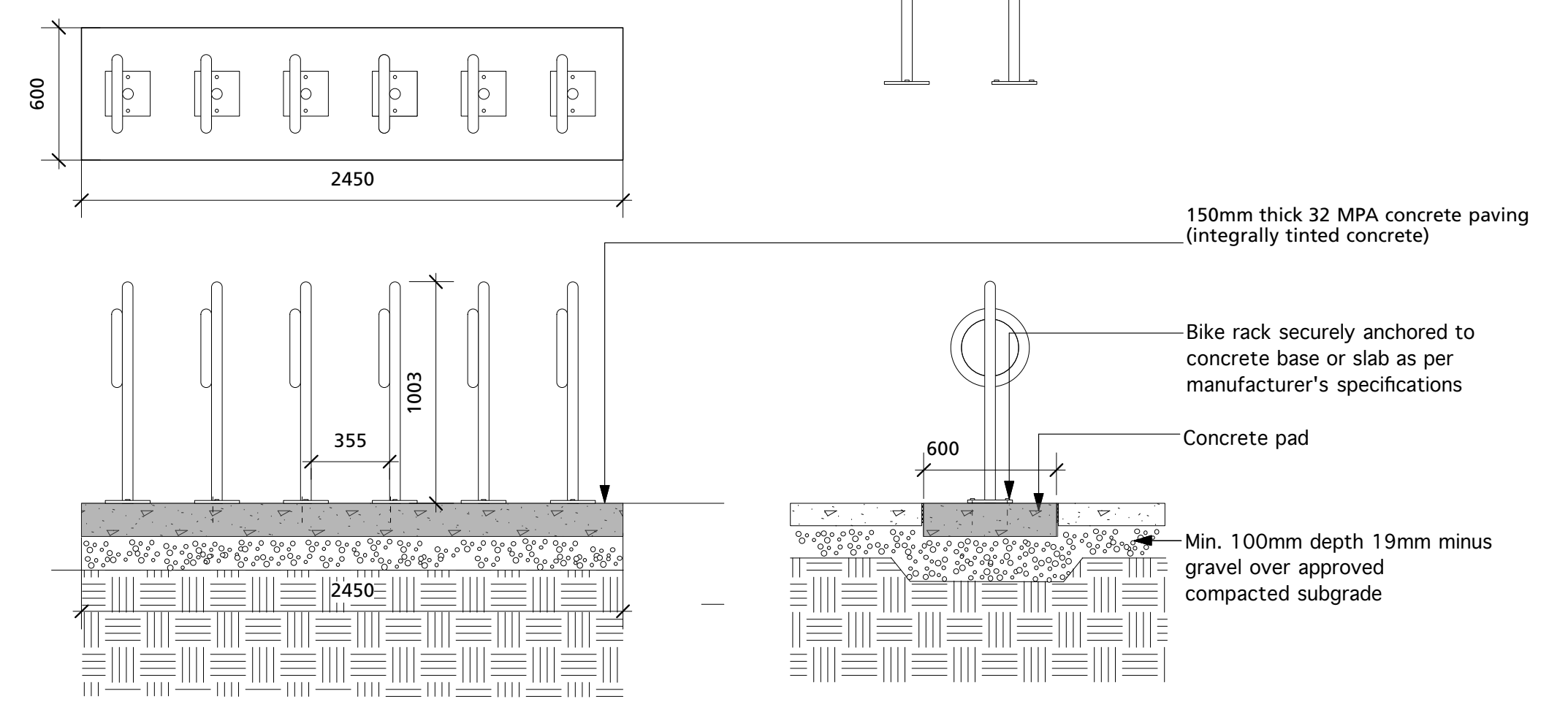
3 VEHICULAR CONCRETE PAVING ON GRADE (PLAZA AREA)
Scale 1:25



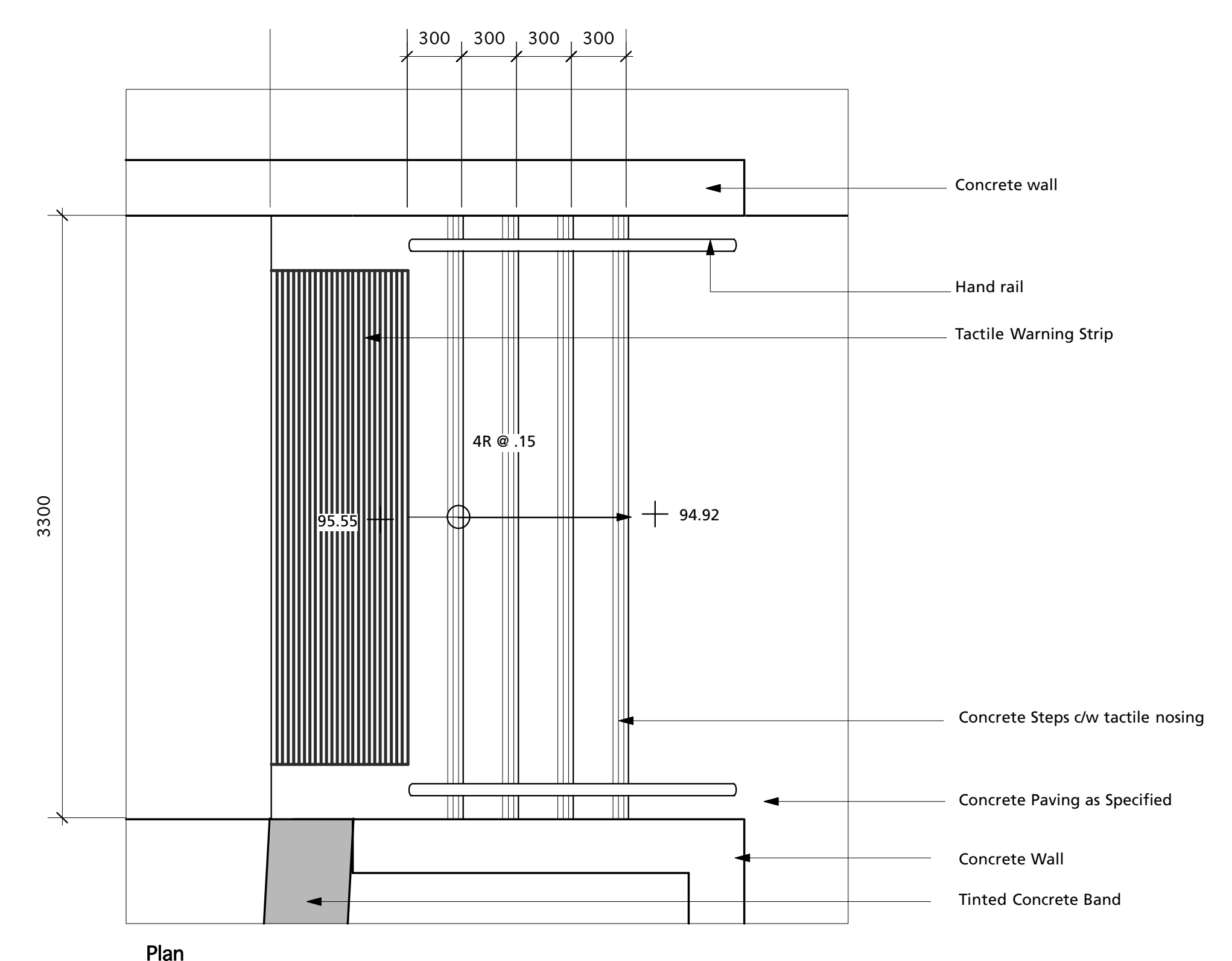
Concrete Unit Pavers Available from Abbotsford Concrete (604)852-4967
Paver: Double Holland paver, 60mm thickness Pattern: Stacked running bond Finish: Shotblast Colour: Charcoal

4 PAVING ON GRADE (PLAZA AREA)
Scale 1:25

Bike Bollards Frances Andrew E12-BRO
Colour: UBC Standard Grey RAL 7043
Available from Frances Andrew
www.francisandrew.com
604.888.3712



5 BIKE RACK
Scale 1:25



6 STAIRS WITH HANDRAIL
Scale 1:25

ISSUE / REVISION:

No.	Date	Description
-	2009.09.17	ISSUED FOR 50% CONSTRUCTION DOCUMENTS REVIEW + COSTING
-	2010.01.11	ISSUED FOR DP UPDATE
-	2010.03.19	ISSUED FOR PRE-TENDER REVIEW
-	2010.03.26	ISSUED FOR BP
-	2010.03.26	ISSUED FOR DP


CONSULTANTS:

P+A

Perry + Associates
Landscape Architecture
Site Planning
Ste. 200 - 1558 W 6th Avenue
Vancouver, B.C. V6J 1R2
T 604 738-4118
F 604 738-4116

McFarland Marceau Architects Ltd. (including its employees and agents) can take no responsibility for the accuracy or use of any information on this drawing pertaining to existing site conditions, including buildings, services and utilities. It is the responsibility of the person using said information to verify its accuracy. Should any discrepancy with the actual site conditions be found, it must be reported to the Architect, with time being of the essence.

This drawing, as an instrument of service, is the property of McFarland Marceau Architects Ltd. and may not be reproduced without their permission and unless the reproduction carries their name. All designs and other information shown on this drawing are for use on the specified project only and shall not be used otherwise without written permission of this office.



McFARLAND MARCEAU ARCHITECTS LTD

programming | planning | architecture

303 - 2930 Arbutus Street
Vancouver, BC, V6J 3Y9
t. 604 733 1115
f. 604 733 9345
www.mmal.ca

LMAL Project No.: 0803

File name: 0803 Design SITE PLANS

PROJECT TITLE:
WAYNE and WILLIAM WHITE

ENGINEERING DESIGN CENTRE UBC

PROJECT PHASE:
DESIGN DEVELOPMENT

DRAWING TITLE:
LANDSCAPE DETAILS

Date Plotted:
Scale: AS SHOWN
Drawn: DS
Checked: MP

DRAWING NUMBER:
L5.0