

**PROJECT TEAM**

**CLIENT**  
Matt Taylor  
UBC Properties Trust  
Suite 200 - 3313 Shrum Lane  
Vancouver, BC V6S 0C6  
T: (604) 306-3969  
E: mtaylor@ubcproperties.com

**ARCHITECT**  
Brian Wakelin, MAIBC, MRAIC, LEED/AP  
PUBLIC Architecture + Communication  
1495 Frances Street  
Vancouver BC V5L 1Z1  
T: (604) 738-4323  
E: brian@publicdesign.ca

**STRUCTURAL**  
Mike Mariotto  
Bush, Bohlman & Partners LLP  
Suite 1550 - 1500 West Georgia Street  
Vancouver, BC V6G 2Z6  
T: (604) 688-9861  
E: mmariotto@bushbohlman.com

**GEOTECHNICAL**  
Ward Phillips  
Phillips & Associates  
3641 Blenheim Street  
Vancouver, BC V6L 2Y1  
T: (604) 739-6786  
E: toward@phillips@telus.net

**MECHANICAL**  
Samson Tam  
Integral Group  
Suite 180 - 200 Granville Street  
Vancouver, BC V6C 1S4  
T: (604) 687-1800  
E: stam@integralgroup.com

**ELECTRICAL**  
Andy Su  
AES Engineering  
Suite 950 - 505 Burrard Street  
Vancouver, BC V7X 1M4  
T: (604) 695-2714  
E: andy.su@aesengr.com

**DRAWING LIST**

**Sheets - architectural**

A0.0 SERIES - GENERAL  
A0.01 Cover sheet  
A0.02 Legends and abbreviations  
A0.03 Assemblies  
A0.10 Site plan - APT  
A0.11 Large scale site plan - APT - loading bay  
A0.20 Site plan - WCS

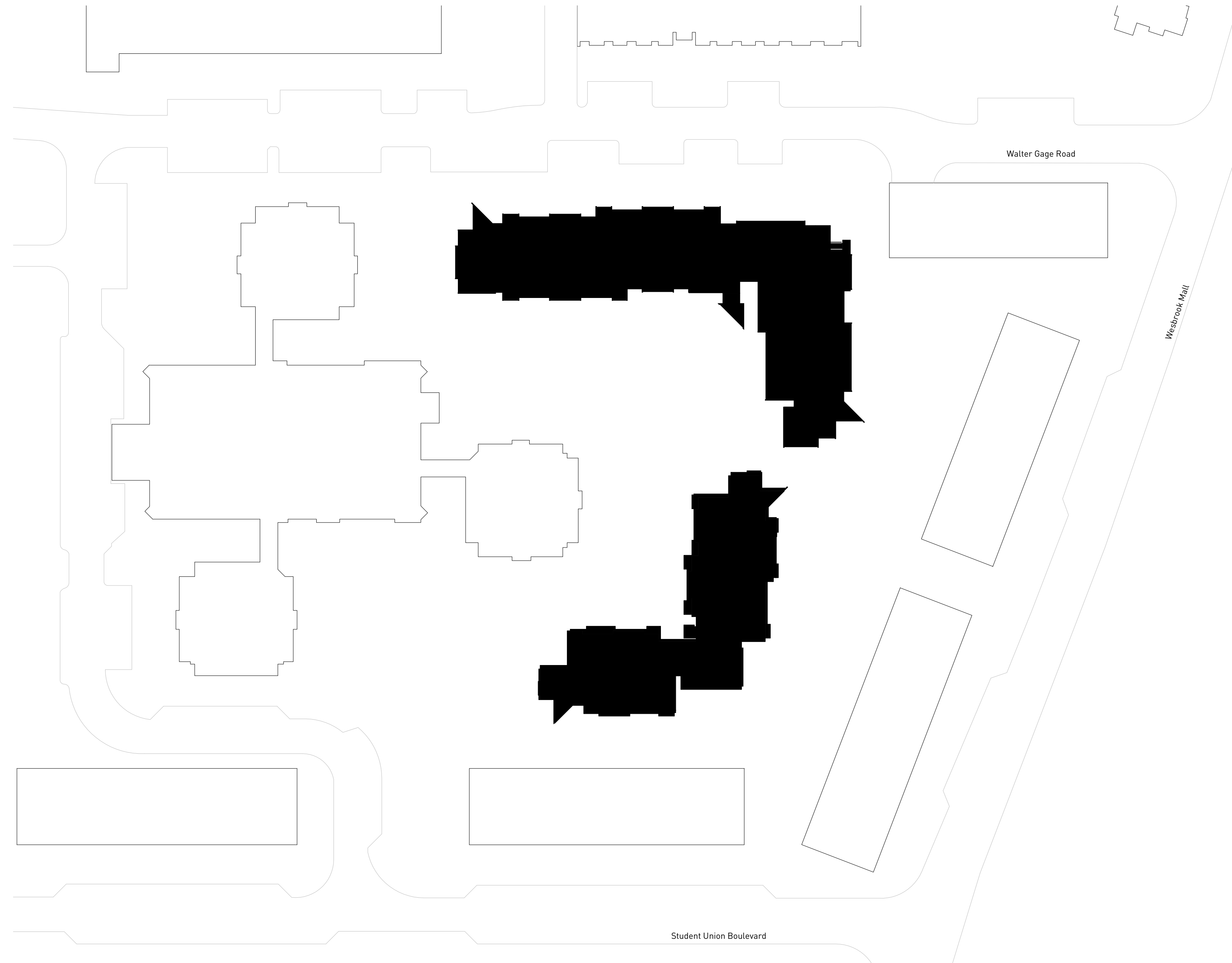
A1.0 SERIES - FLOOR AND CEILING PLANS  
A1.01 Floor plan - APT - basement  
A1.02 Floor plan - APT - L1  
A1.03 Floor plan - APT - L2-L3  
A1.04 Floor plan - APT - L4  
A1.05 Floor plan - APT - roof  
A1.50 Floor plan - WCS - basement

A2.0 SERIES - ELEVATIONS  
A2.01 North elevation - APT  
A2.02 East elevation - APT  
A2.10 Exterior elevations - WCS

A3.0 SERIES - SECTIONS  
A3.01 Building sections - APT  
A3.02 Building sections - APT

**Sheets - architectural demolition**

AD1.0 SERIES - FLOOR AND CEILING PLANS  
AD1.01 Demolition floor plan - APT - basement  
AD1.02 Demolition floor plan - APT - L1  
AD1.03 Demolition floor plan - APT - L2-L4  
AD1.04 Demolition floor plan - APT - roof  
AD1.50 Demolition floor plan - WCS - basement



Copyright reserved. This design and drawing is the exclusive property of MWV Public Architecture and Communication Inc. and cannot be used for any purpose without the written consent of the Architect. This drawing is not to be used for construction until issued for that purpose by the Architect. Prior to commencement of the Work the Contractor shall verify all dimensions, datums and levels to identify any errors and omissions, ascertain any discrepancies between the drawing and the full Contract Documents, and, bring these items to the attention of the Architect for clarification.

**ISSUES - REVISIONS**

NO.	DATE	DESCRIPTION
A	Sept 16, 2020	Issued for Elevator Tender
B	Sept 22, 2020	Issued for Development Permit
C	Oct 7, 2020	Issued for Building Permit
D	Oct 16, 2020	Issued for Tender
E	Oct 22, 2020	Reissued for Development Permit




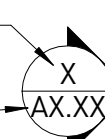
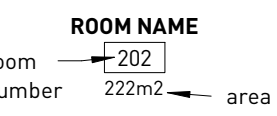






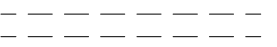

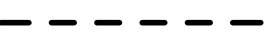







**public**  
1415 FRANCES STREET  
VANCOUVER BC V5L 1Z1  
TEL 604.738.4323  
WWW.PUBLICDESIGN.CA

**UBC Walter Gage  
Alts and Adds**  
5959 and 5961 Student Union Blvd  
Vancouver, BC V6T 1K2

**PROJECT CODE**  
2012  
**SCALE**  
1 : 600

**Cover sheet**  
**SHEET**  
A0.01

### Graphic legend

-  north arrow
-  grid line identification
-  elevation relative to main floor
-  section reference
-  room tag
-  door tag / refer to schedule
-  window tag / refer to schedule
-  assembly tag / refer to assembly schedule
-  ceiling elevation
-  centre line
-  existing construction to remain
-  existing construction to be demolished
-  new construction
-  0hr fire separation
-  1hr fire separation
-  2hr fire separation
-  electrical utility
-  gas utility
-  sanitation utility
-  storm drainage utility
-  water utility

### Abbreviation legend

- aff = above finished floor
- cl = centre line
- c/w = complete with
- eq = equal
- exist = existing
- ext = exterior
- int = interior
- max = maximum
- min = minimum
- na = not applicable
- nic = not in contract
- oc = on centre
- osci = owner supplied contractor installed
- osoi = owner supplied owner installed
- rec = recessed
- reqd = required
- rm = room
- sim = similar
- tme = to match existing
- t/o = top of
- typ = typical
- uno = unless noted otherwise
- u/s = underside
- vif = verify in field
- w/ = with

Copyright reserved. This design and drawing is the exclusive property of W&W Public Architecture and Communication Inc. and cannot be used for any purpose without the written consent of the Architect. This drawing is not to be used for construction until issued for that purpose by the Architect. Prior to commencement of the Work the Contractor shall verify all dimensions, datums and levels to identify any errors and omissions, ascertain any discrepancies between the drawing and the full Contract Documents, and, bring these items to the attention of the Architect for clarification.

ISSUES - REVISIONS		
NO.	DATE	DESCRIPTION
A	Sept 16, 2020	Issued for Elevator Tender
B	Sept 22, 2020	Issued for Development Permit
C	Oct 7, 2020	Issued for Building Permit
D	Oct 14, 2020	Issued for Tender
E	Oct 22, 2020	Reissued for Development Permit

## public

1415 FRANCES STREET  
VANCOUVER BC V5L 1Z1  
TEL 604.738.4323  
WWW.PUBLICDESIGN.CA

## UBC Walter Gage Alts and Adds

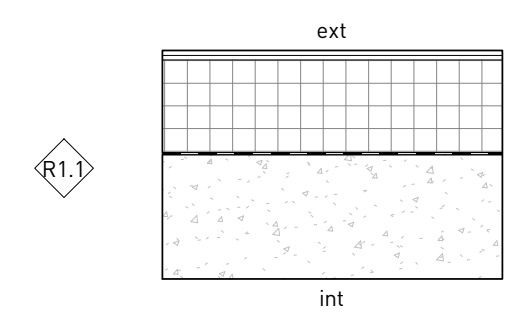
5959 and 5961 Student Union Blvd  
Vancouver, BC V6T 1K2

PROJECT CODE  
2012  
SCALE  
As indicated

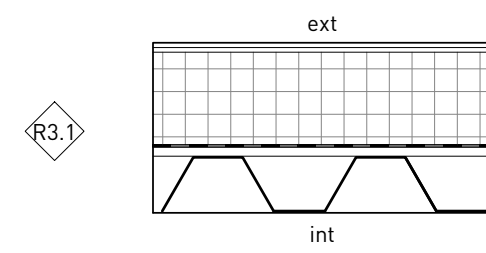
## Legends and abbreviations

SHEET  
A0.02

**ROOFS**

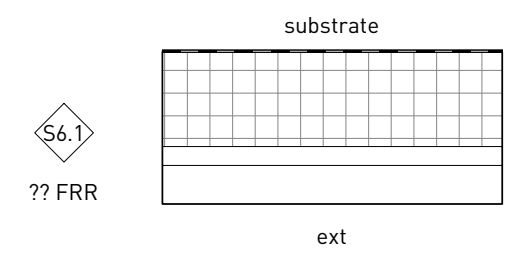


**R1.1 - Concrete roof**  
 modified bituminous roofing membrane MBR2  
 overlay board  
 125 thermal insulation RIN2  
 air + vapour barrier AB1.2  
 cast-in-place concrete - see structural



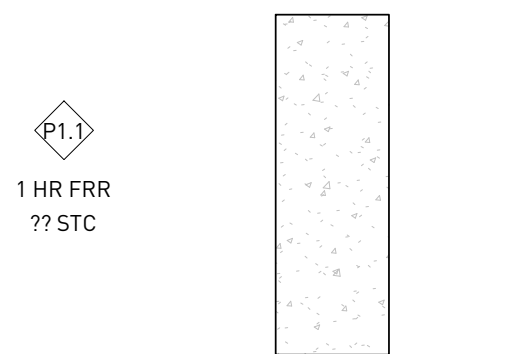
**R3.1 - Steel deck roof**  
 modified bituminous roofing membrane MBR2  
 overlay board  
 125 min thermal insulation RIN2  
 air + vapour barrier AB1.2  
 board  
 steel deck - see structural

**SOFFITS**

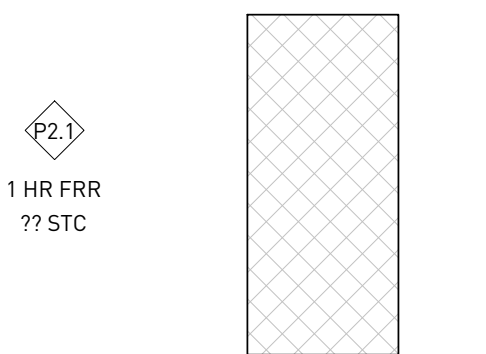


**S6.1 - Suspended slab soffit**  
 substrate - as indicated  
 air + vapour barrier membrane AB1  
 125 thermal insulation TIN3.1  
 25 air space  
 composite wall panel WLP6

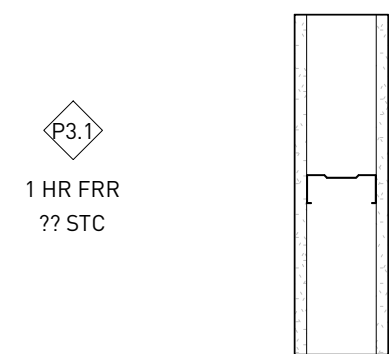
**INTERIOR WALLS AND PARTITIONS**



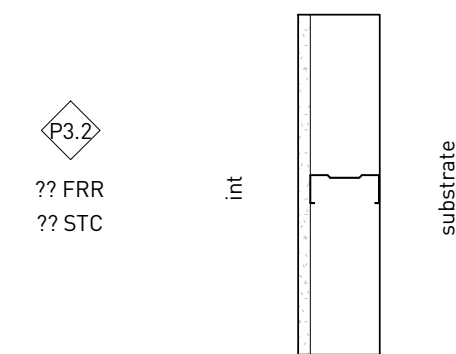
**P1.1 - Concrete wall**  
 cast-in-place concrete - see structural



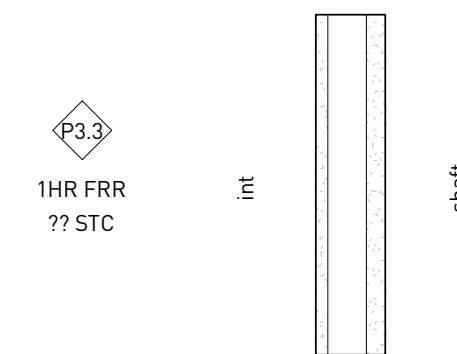
**P2.1 - CMU 200mm - 1 hour**  
 CMU



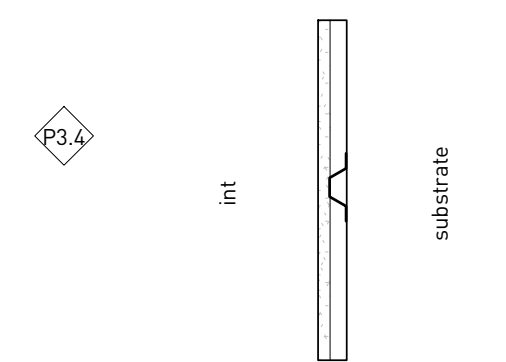
**P3.1 - Steel stud 92mm**  
 92 gypsum board GB1  
 non-structural steel framing  
 gypsum board GB1



**P3.2 - Steel stud furring 92mm**  
 92 gypsum board GB1  
 non-structural steel framing

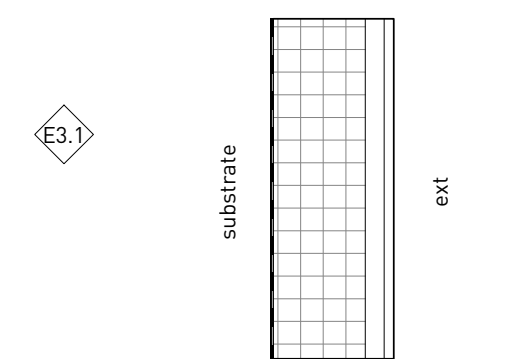


**P3.3 - Shaft wall - 1 hour**  
 gypsum shaft wall board GB3  
 shaft wall framing framing  
 gypsum shaft wall board GB3

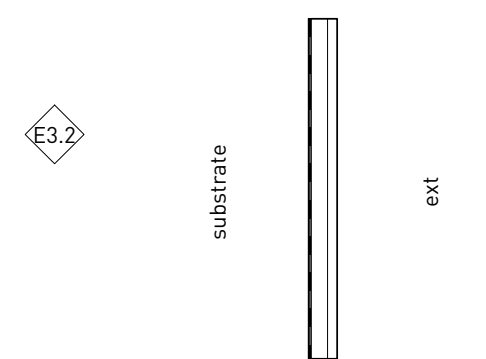


**P3.4 - Furring**  
 gypsum board GB1  
 hat track

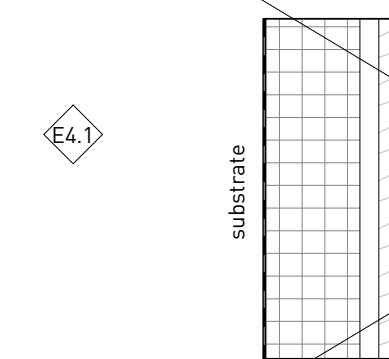
**EXTERIOR CLADDING**



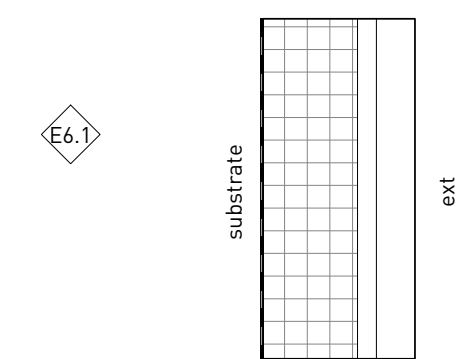
**E3.1 - Steel siding, insulated**  
 substrate - as indicated  
 air + vapour barrier membrane AB1  
 thermal insulation TIN3.1  
 air space  
 steel siding SDG2



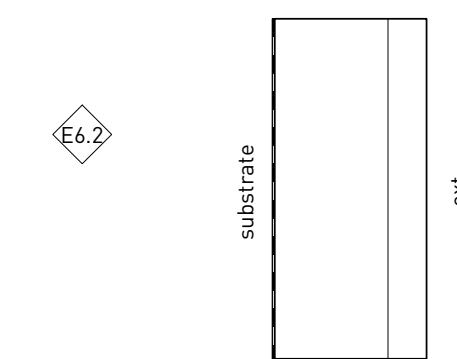
**E3.2 - Steel siding, uninsulated**  
 25 air + vapour barrier membrane AB1  
 air space  
 steel siding SDG2



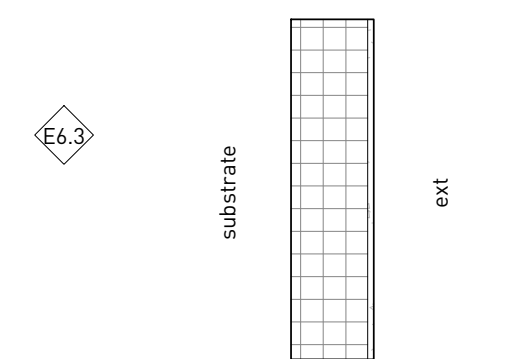
**E4.1 - Wood siding, insulated**  
 substrate - as indicated  
 air + vapour barrier membrane AB1  
 thermal insulation TIN3.1  
 air space  
 wood siding SDG4



**E6.1 - Composite wall panel, insulated**  
 substrate - as indicated  
 air + vapour barrier membrane AB1  
 thermal insulation TIN3.1  
 air space  
 composite wall panel WLP6

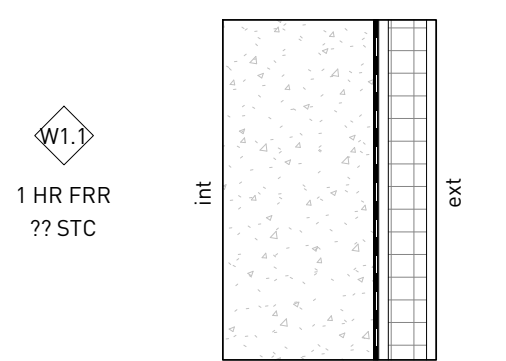


**E6.2 - Composite wall panel, uninsulated**  
 substrate - as indicated  
 air + vapour barrier membrane AB1  
 air space - dimension as indicated  
 composite wall panel WLP6

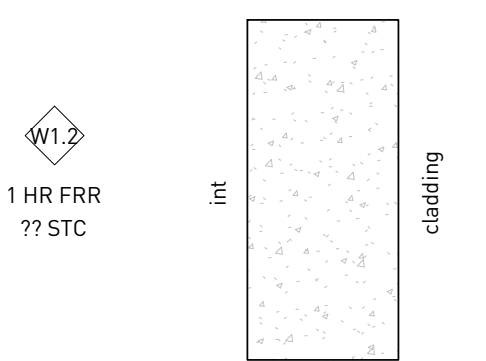


**E6.3 - Face concrete panel**  
 face concrete panel FCP1

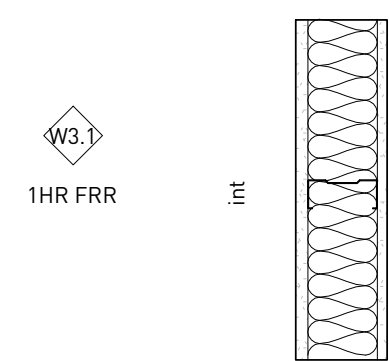
**EXTERIOR WALLS AND PARAPETS**



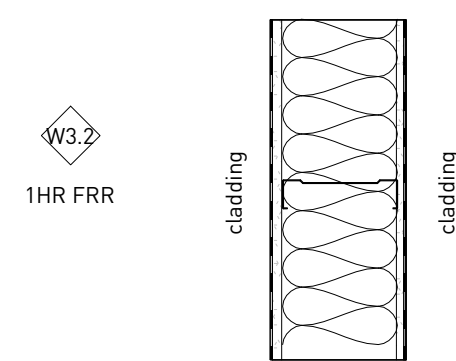
**W1.1 - Concrete wall, below grade**  
 cast-in-place concrete - see structural  
 hot fluid-applied waterproofing system FW1  
 membrane  
 protection board  
 thermal insulation  
 drainage  
 drainage medium - see geotechnical



**W1.2 - Concrete wall, above grade**  
 cast-in-place concrete - see structural  
 cladding - as indicated

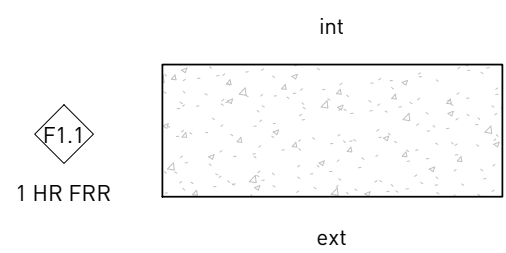


**W3.1 - Steel stud, insulated**  
 92 gypsum board GB1  
 non-structural steel framing  
 w/ thermal insulation TIN2  
 gypsum sheathing SH6  
 cladding - as indicated

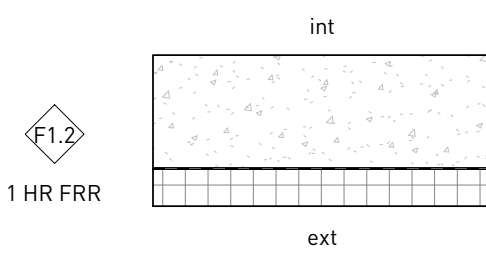


**W3.2 - Steel stud, insulated**  
 152 cladding - as indicated  
 air + vapour barrier membrane AB1  
 gypsum sheathing SH6  
 non-structural steel framing  
 w/ thermal insulation TIN2  
 gypsum sheathing SH6  
 air + vapour barrier membrane AB1  
 cladding - as indicated

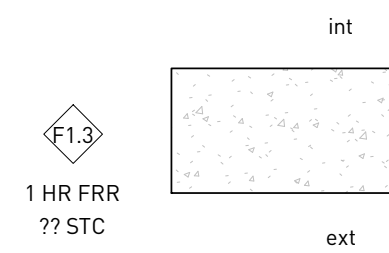
**FLOORS**



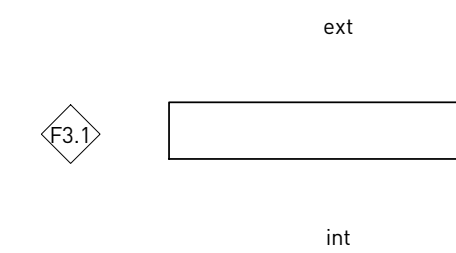
**F1.1 - Concrete slab on grade, uninsulated**  
 cast-in-place concrete - see structural  
 compacted granular fill - see geotechnical



**F1.2 - Concrete slab on grade, insulated**  
 50 cast-in-place concrete - see structural  
 vapour barrier VR2  
 thermal insulation TIN1.1  
 compacted granular fill - see geotechnical



**F1.3 - Suspended concrete slab**  
 cast-in-place concrete - see structural



**F3.1 - Metal grating**  
 metal grating

Copyright reserved. This design and drawing is the exclusive property of MWV Public Architecture and Communication Inc. and cannot be used for any purpose without the written consent of the Architect. This drawing is not to be used for construction until issued for that purpose by the Architect. Prior to commencement of the Work the Contractor shall verify all dimensions, datums and levels to identify any errors and omissions, ascertain any discrepancies between the drawing and the full Contract Documents, and, bring these items to the attention of the Architect for clarification.

ISSUES - REVISIONS	NO.	DATE	DESCRIPTION
C	Oct 7, 2020	Issued for Building Permit	
D	Oct 16, 2020	Issued for Tender	
E	Oct 22, 2020	Reissued for Development Permit	

**public**  
 1415 FRANCES STREET  
 VANCOUVER BC V5L 1Z1  
 TEL 604.738.4323  
 WWW.PUBLICDESIGN.CA

**UBC Walter Gage  
 Alts and Adds**  
 5959 and 5961 Student Union Blvd  
 Vancouver, BC V6T 1K2

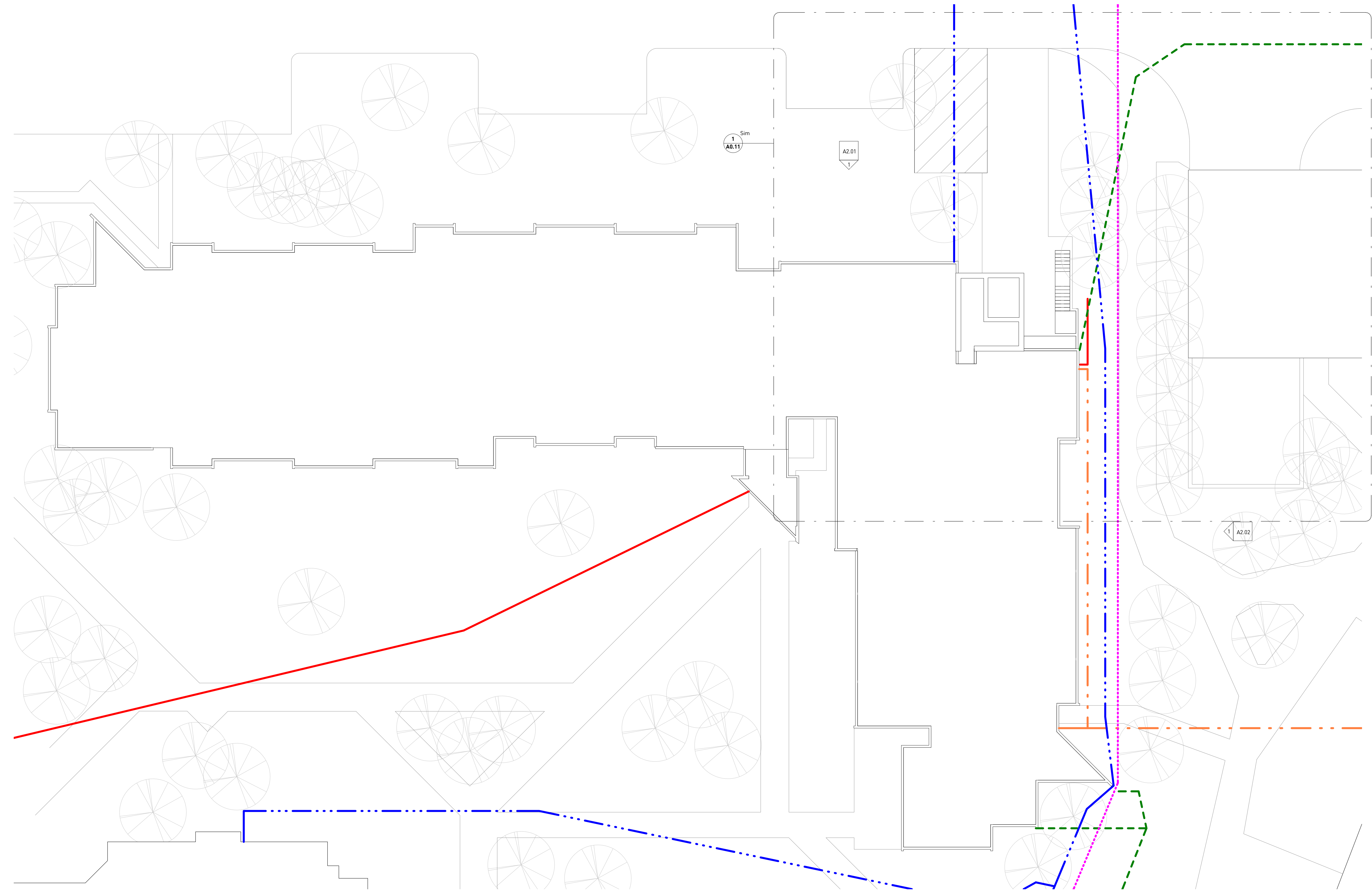
PROJECT CODE  
 2012  
 SCALE  
 1 : 10

Assemblies  
 SHEET  
 A0.03

C:\Users\adam\Documents\Projects\2012\Walter Gage - 1415 Frances Street\Walter Gage - 1415 Frances Street.dwg  
 10/22/2020 10:23:44 PM

Copyright reserved. This design and drawing is the exclusive property of MWV Public Architecture and Communication Inc. and cannot be used for any purpose without the written consent of the Architect. This drawing is not to be used for construction until issued for that purpose by the Architect. Prior to commencement of the Work the Contractor shall verify all dimensions, datums and levels to identify any errors and omissions, ascertain any discrepancies between the drawing and the full Contract Documents, and, bring these items to the attention of the Architect for clarification.

ISSUES - REVISIONS	NO.	DATE	DESCRIPTION
B	Sept 22, 2020	Issued for Development Permit	
C	Oct 7, 2020	Issued for Building Permit	
D	Oct 16, 2020	Issued for Tender	
E	Oct 22, 2020	Reissued for Development Permit	



**Utilities Legend**

- electrical utility
- ⋯ gas utility
- - - sanitation utility
- - - storm drainage utility
- · - · water utility

**public**

1415 FRANCES STREET  
VANCOUVER BC V6L 1Z1  
TEL 604.738.4323  
WWW.PUBLICDESIGN.CA

**UBC Walter Gage  
Alts and Adds**

5959 and 5961 Student Union Blvd  
Vancouver, BC V6T 1K2



PROJECT CODE  
2012  
SCALE  
As indicated

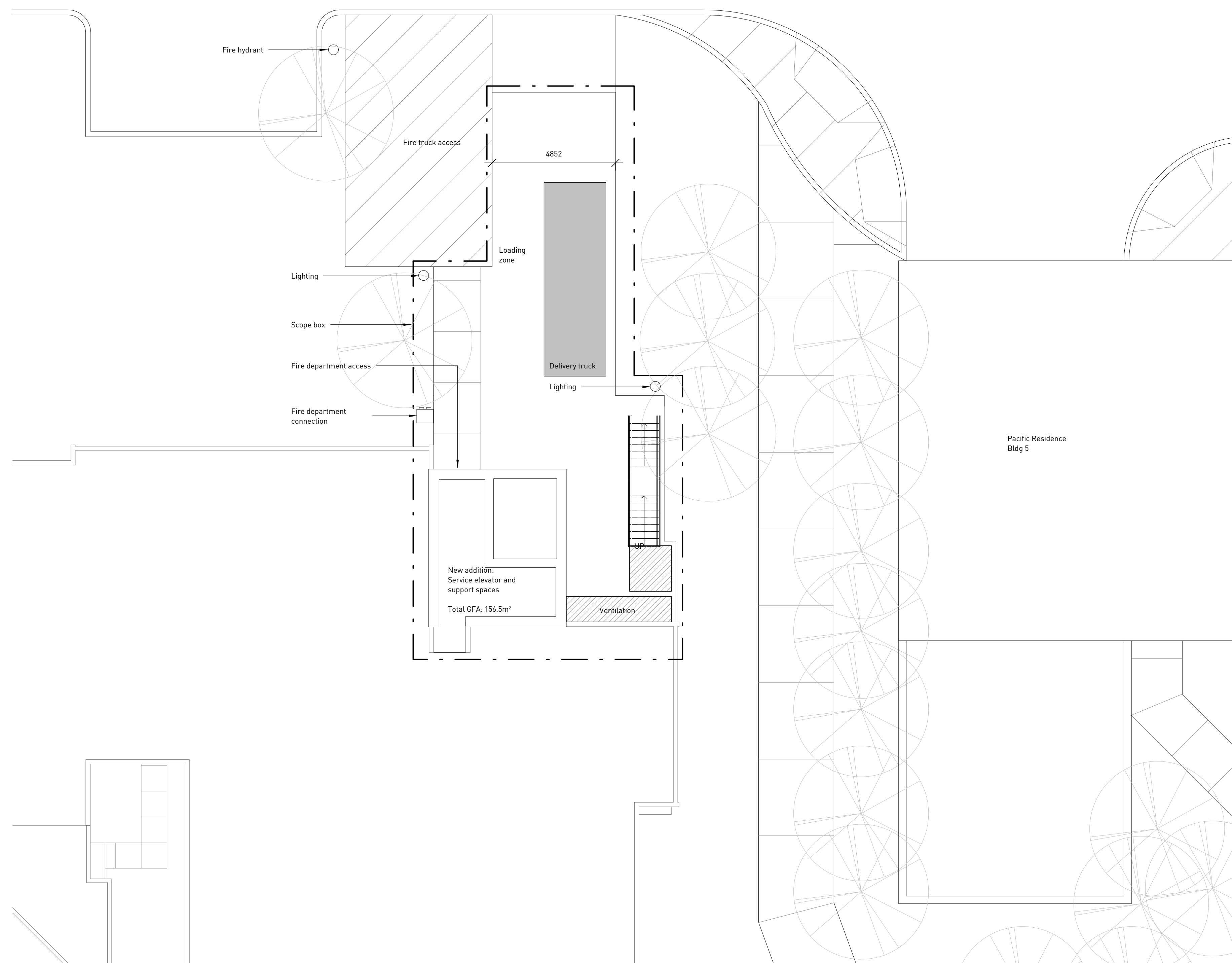
**Site plan - APT**

SHEET  
**A0.10**

10/22/2020 4:23:58 PM C:\Users\shahm\Documents\Projects\2021\Walter Gage - 1444\2022\2012\Walter Gage - APT\A0.10.dwg



ISSUES - REVISIONS		
NO.	DATE	DESCRIPTION
B	Sept 22, 2020	Issued for Development Permit
C	Oct 7, 2020	Issued for Building Permit
D	Oct 16, 2020	Issued for Tender
E	Oct 22, 2020	Reissued for Development Permit



**public**

1415 FRANCES STREET  
VANCOUVER BC V5L 1Z1  
TEL 604.738.4323  
WWW.PUBLICDESIGN.CA

**UBC Walter Gage  
Alts and Adds**

5959 and 5961 Student Union Blvd  
Vancouver, BC V6T 1K2

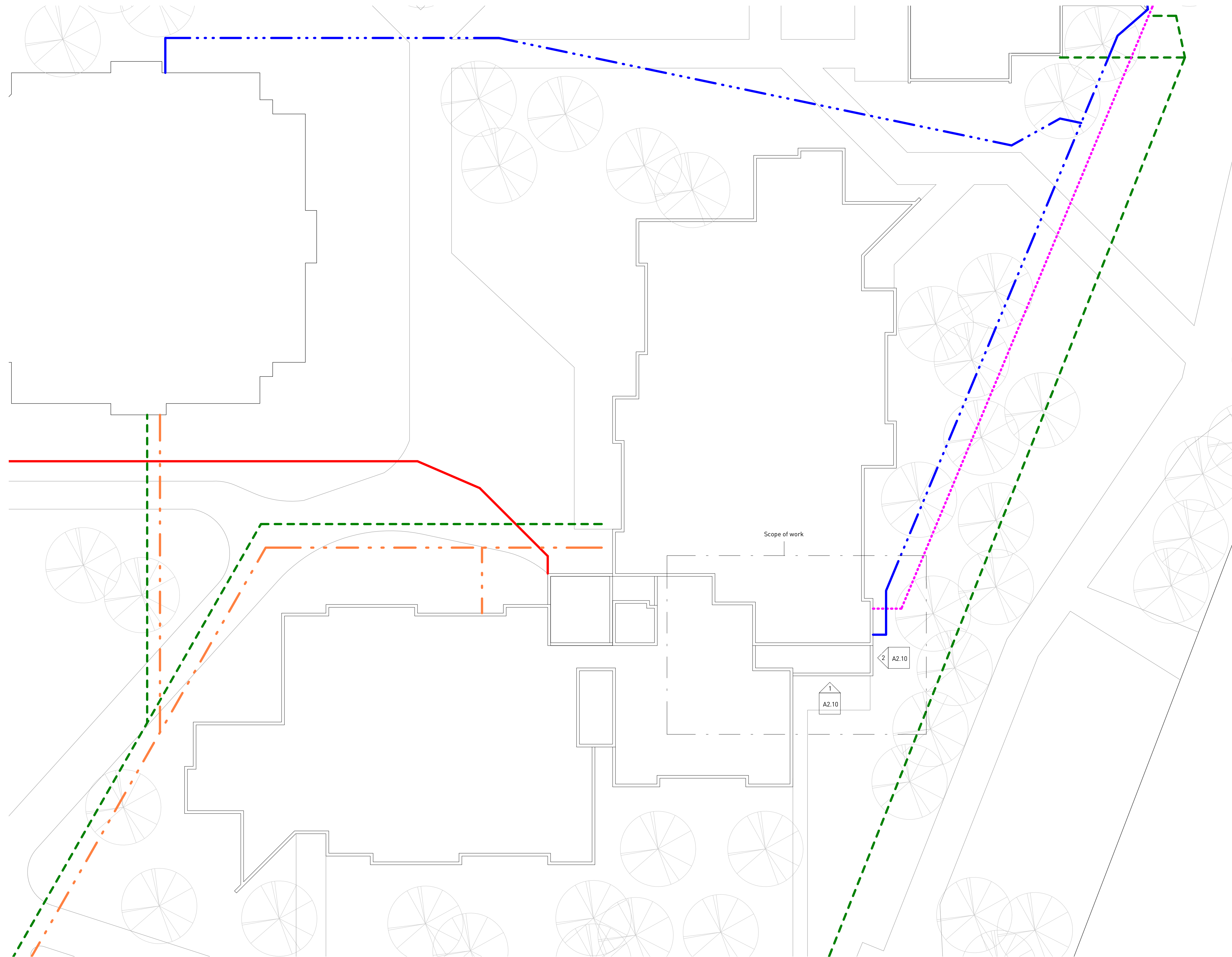


PROJECT CODE  
2012  
SCALE  
1 : 100

Large scale site plan  
- APT - loading bay

SHEET  
A0.11

ISSUES - REVISIONS	NO.	DATE	DESCRIPTION
E	1	Oct 22, 2020	Reissued for Development Permit



**Utilities Legend**

- electrical utility
- · - · - · gas utility
- - - - - sanitation utility
- - - - - storm drainage utility
- · - · - · water utility

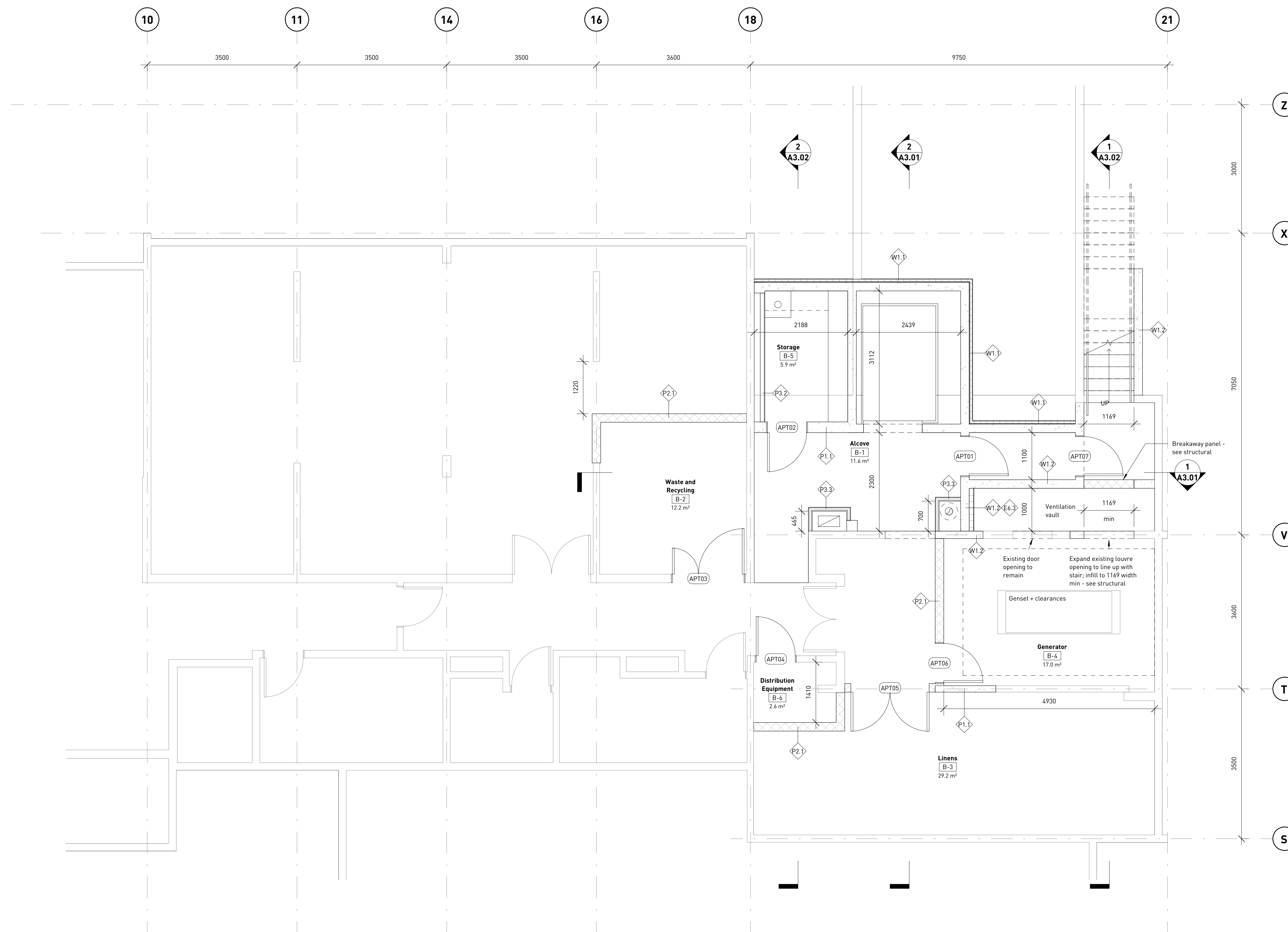
**public**  
 1415 FRANCES STREET  
 VANCOUVER BC V5L 1Z1  
 TEL 604.738.4323  
 WWW.PUBLICDESIGN.CA

**UBC Walter Gage  
 Alts and Adds**  
 5959 and 5961 Student Union Blvd  
 Vancouver, BC V6T 1K2

PROJECT CODE  
 2012  
 SCALE  
 As indicated

Site plan - WCS  
 SHEET  
 A0.20

ISSUES - REVISIONS	NO.	DATE	DESCRIPTION
A	Sept 16, 2020	Issued for Elevator Tender	
B	Sept 22, 2020	Issued for Development Permit	
C	Oct 7, 2020	Issued for Building Permit	
D	Oct 14, 2020	Issued for Tender	
E	Oct 22, 2020	Reissued for Development Permit	



**public**

1415 FRANCES STREET  
VANCOUVER BC V5L 1Z1  
TEL 604.738.4323  
WWW.PUBLICDESIGN.CA

**UBC Walter Gage  
Alts and Adds**

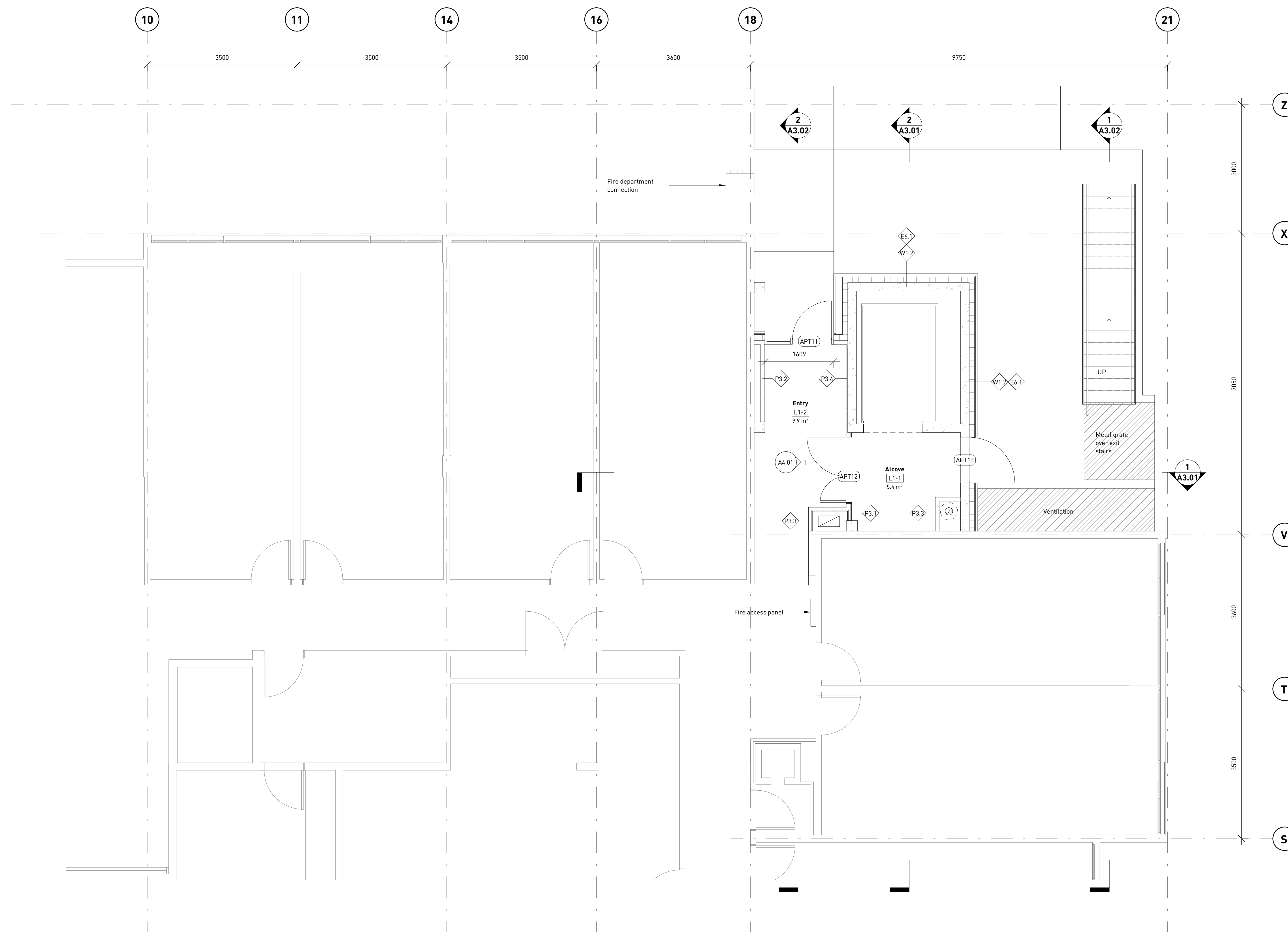
5959 and 5961 Student Union Blvd  
Vancouver, BC V6T 1K2

PROJECT CODE  
2012  
SCALE  
1 : 50

Floor plan - APT -  
basement

SHEET  
A1.01

ISSUES - REVISIONS	NO.	DATE	DESCRIPTION
A	Sept 16, 2020	Issued for Elevator Tender	
B	Sept 22, 2020	Issued for Development Permit	
C	Oct 7, 2020	Issued for Building Permit	
D	Oct 16, 2020	Issued for Tender	
E	Oct 22, 2020	Reissued for Development Permit	



**public**

1415 FRANCES STREET  
VANCOUVER BC V5L 1Z1  
TEL 604.738.4323  
WWW.PUBLICDESIGN.CA

**UBC Walter Gage  
Alts and Adds**

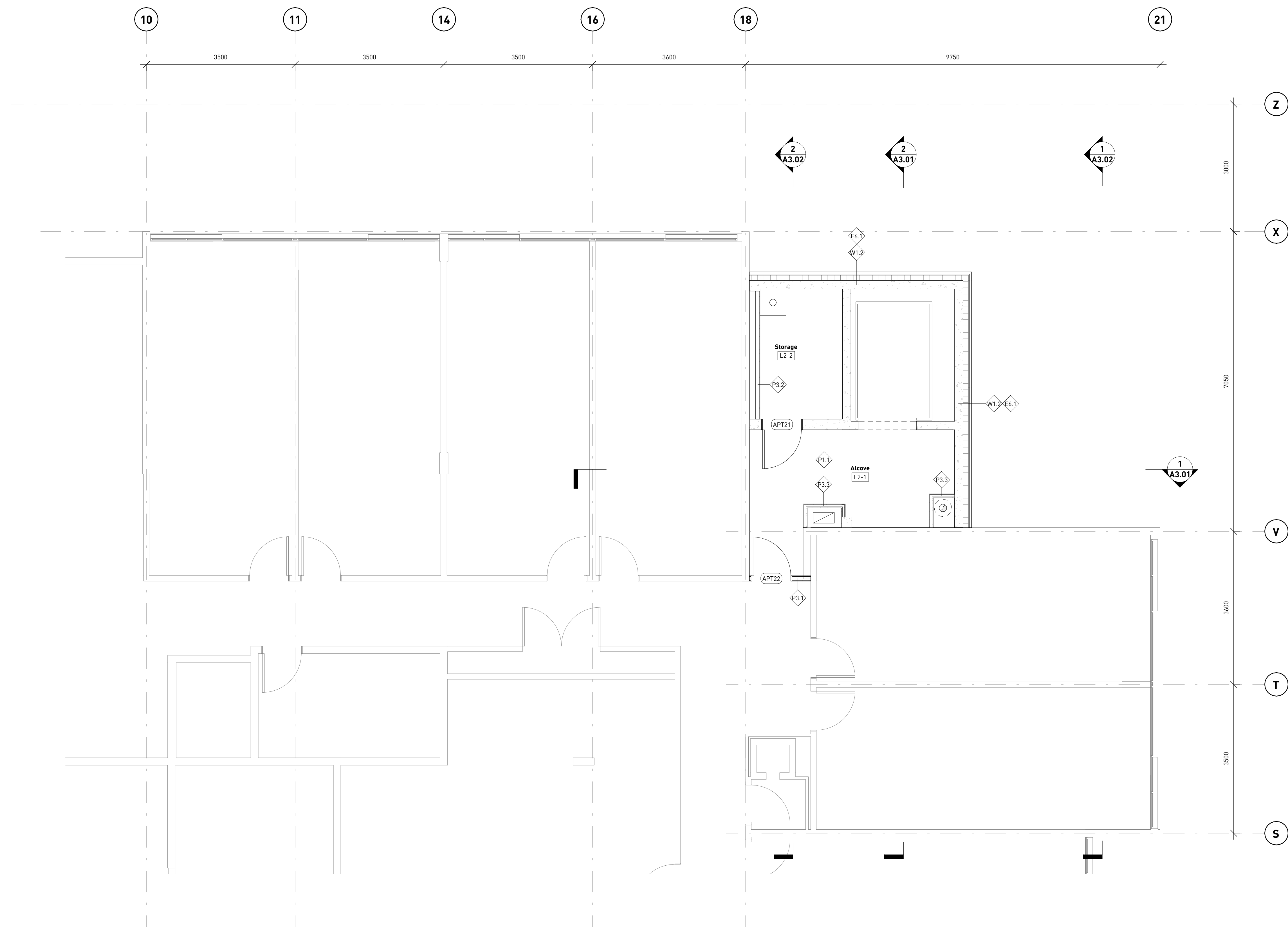
5959 and 5961 Student Union Blvd  
Vancouver, BC V6T 1K2

PROJECT CODE  
2012  
SCALE  
1 : 50

Floor plan - APT - L1

SHEET  
A1.02

ISSUES - REVISIONS	NO.	DATE	DESCRIPTION
	A	Sept 16, 2020	Issued for Elevator Tender
	B	Sept 22, 2020	Issued for Development Permit
	C	Oct 7, 2020	Issued for Building Permit
	D	Oct 14, 2020	Issued for Tender
	E	Oct 22, 2020	Reissued for Development Permit



**public**

1415 FRANCES STREET  
VANCOUVER BC V5L 1Z1  
TEL 604.738.4323  
WWW.PUBLICDESIGN.CA

**UBC Walter Gage  
Alts and Adds**

5959 and 5961 Student Union Blvd  
Vancouver, BC V6T 1K2

PROJECT CODE  
2012  
SCALE  
1 : 50

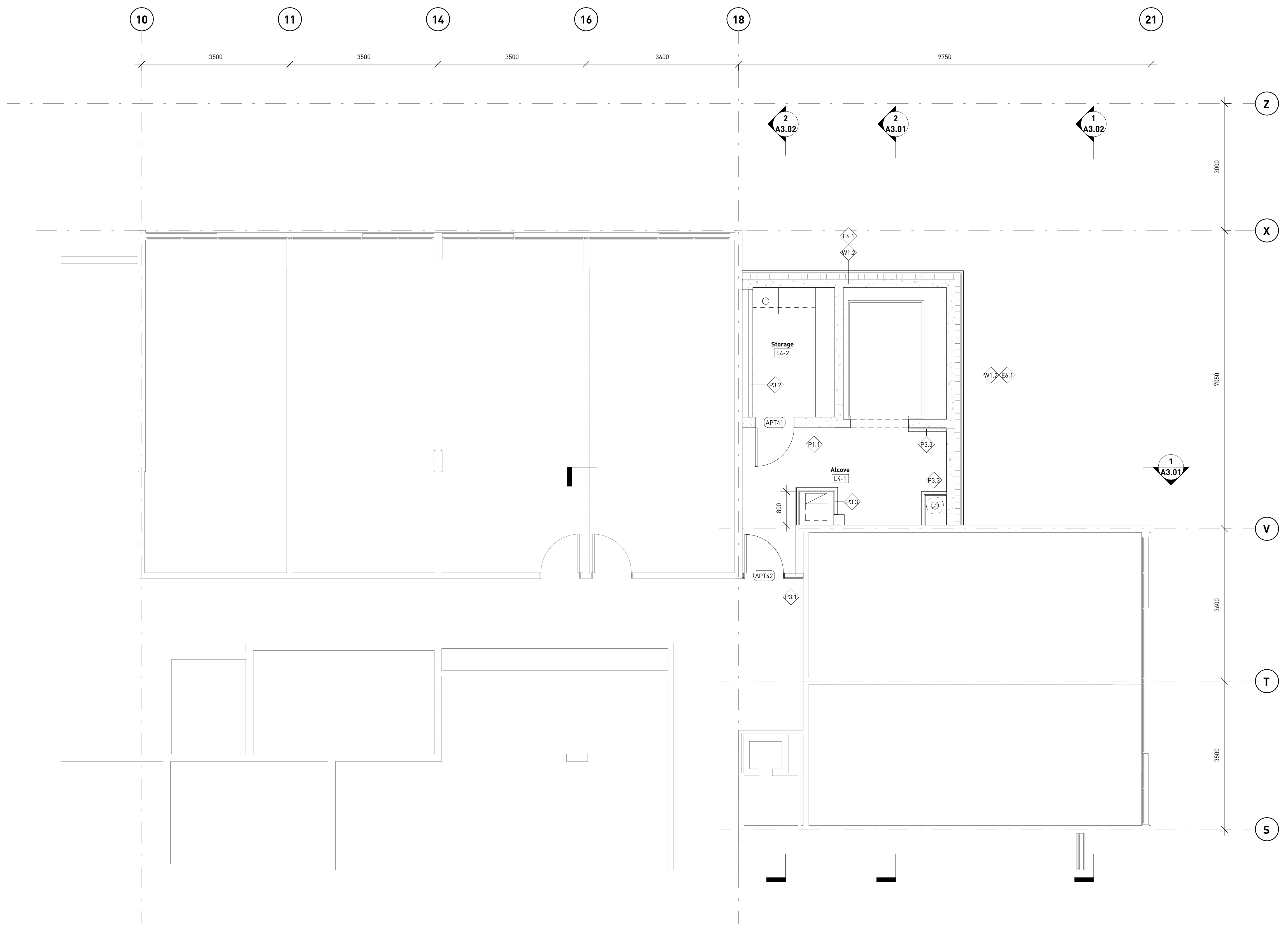
Floor plan - APT -  
L2-L3

SHEET  
A1.03



Copyright reserved. This design and drawing is the exclusive property of W&W Public Architecture and Communication Inc. and cannot be used for any purpose without the written consent of the Architect. This drawing is not to be used for construction until issued for that purpose by the Architect. Prior to commencement of the Work the Contractor shall verify all dimensions, datums and levels to identify any errors and omissions, ascertain any discrepancies between the drawing and the full Contract Documents, and, bring these items to the attention of the Architect for clarification.

ISSUES - REVISIONS	NO.	DATE	DESCRIPTION
A	Sept 16, 2020	Issued for Elevator Tender	
B	Sept 22, 2020	Issued for Development Permit	
C	Oct 7, 2020	Issued for Building Permit	
D	Oct 16, 2020	Issued for Tender	
E	Oct 22, 2020	Reissued for Development Permit	



**public**

1415 FRANCES STREET  
VANCOUVER BC V5L 1Z1  
TEL 604 738 4323  
WWW.PUBLICDESIGN.CA

**UBC Walter Gage  
Alts and Adds**

5959 and 5961 Student Union Blvd  
Vancouver, BC V6T 1K2

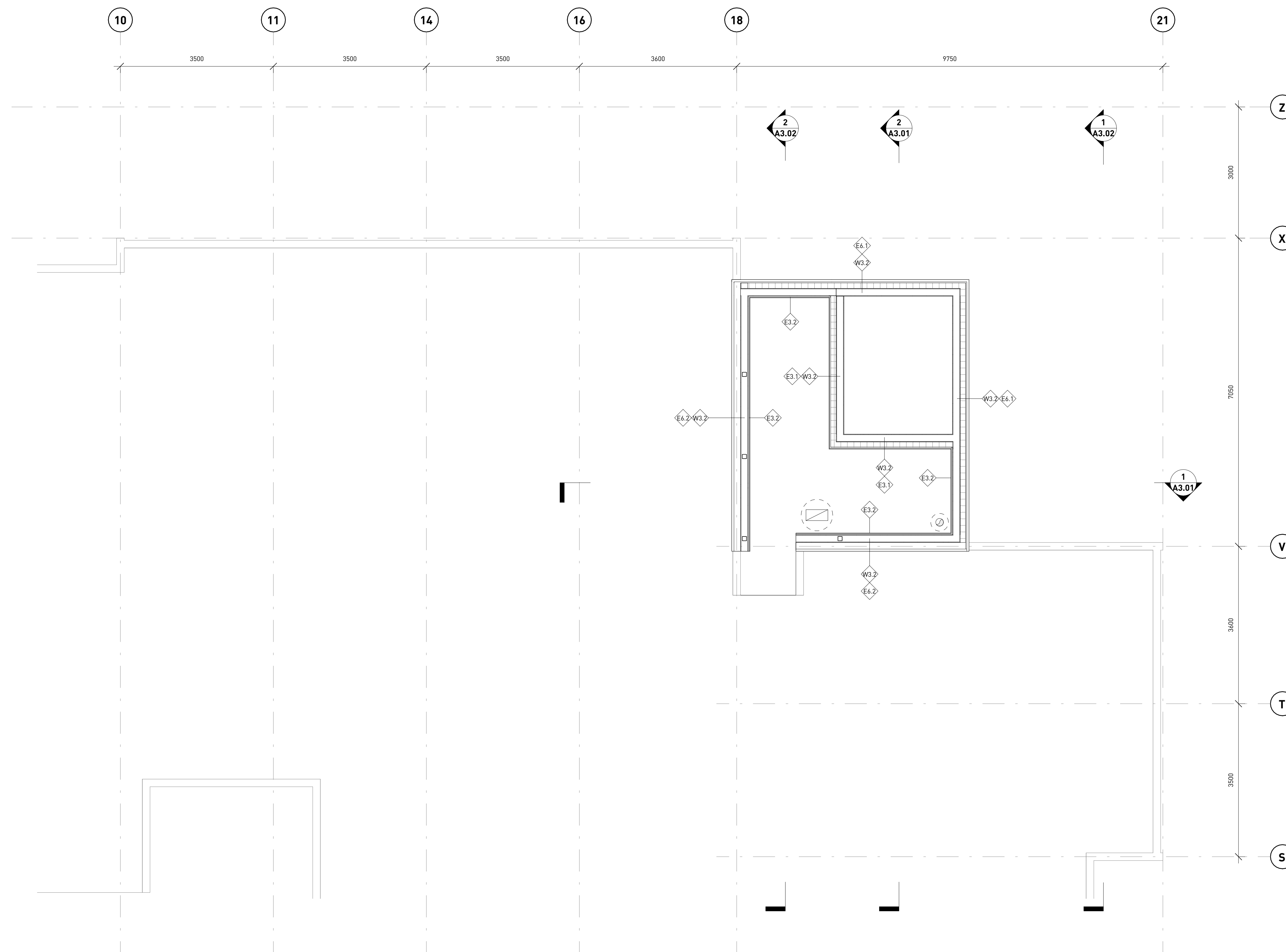
PROJECT CODE  
2012  
SCALE  
1 : 50

Floor plan - APT - L4

SHEET  
A1.04

10/22/2020 4:33:38 PM C:\Users\adam452\OneDrive\Documents\Projects\2012 Walter Gage - L4\4050222012 Walter Gage - A1.04.rvt

ISSUES - REVISIONS	NO.	DATE	DESCRIPTION
B	Sept 22, 2020	Issued for Development Permit	
C	Oct 7, 2020	Issued for Building Permit	
D	Oct 16, 2020	Issued for Tender	
E	Oct 22, 2020	Reissued for Development Permit	



**public**

1415 FRANCES STREET  
VANCOUVER BC V5L 1Z1  
TEL 604.738.4323  
WWW.PUBLICDESIGN.CA

**UBC Walter Gage  
Alts and Adds**

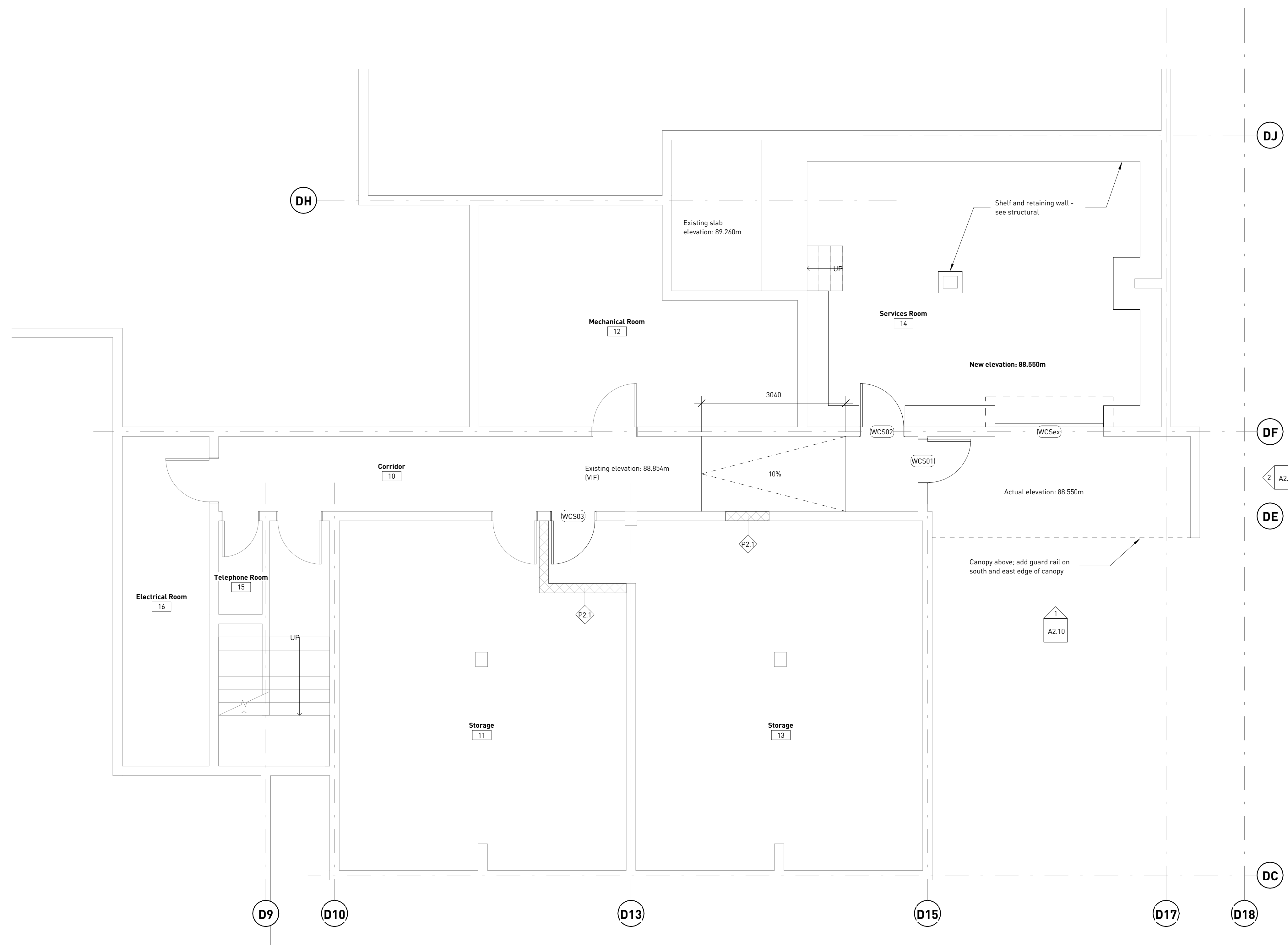
5959 and 5961 Student Union Blvd  
Vancouver, BC V6T 1K2

PROJECT CODE  
2012  
SCALE  
1 : 50

Floor plan - APT -  
roof

SHEET  
A1.05

ISSUES - REVISIONS		
NO.	DATE	DESCRIPTION
C	Oct 7, 2020	Issued for Building Permit
D	Oct 16, 2020	Issued for Tender
E	Oct 22, 2020	Reissued for Development Permit



**public**

1415 FRANCES STREET  
VANCOUVER BC V5L 1Z1  
TEL 604.738.4323  
WWW.PUBLICDESIGN.CA

**UBC Walter Gage  
Alts and Adds**

5959 and 5961 Student Union Blvd  
Vancouver, BC V6T 1K2

PROJECT CODE  
2012  
SCALE  
1 : 50

**Floor plan - WCS -  
basement**


SHEET  
A1.50





Copyright reserved. This design and drawing is the exclusive property of MWV Public Architecture and Communication Inc. and cannot be used for any purpose without the written consent of the Architect. This drawing is not to be used for construction until issued for that purpose by the Architect. Prior to commencement of the Work the Contractor shall verify all dimensions, datums and levels to identify any errors and omissions, ascertain any discrepancies between the drawing and the full Contract Documents, and, bring these items to the attention of the Architect for clarification.

ISSUES - REVISIONS		
NO.	DATE	DESCRIPTION
B	Sept 22, 2020	Issued for Development Permit
C	Oct 7, 2020	Issued for Building Permit
D	Oct 16, 2020	Issued for Tender
E	Oct 22, 2020	Reissued for Development Permit



**public**

1415 FRANCES STREET  
VANCOUVER BC V5L 1Z1  
TEL 604.738.4323  
WWW.PUBLICDESIGN.CA

**UBC Walter Gage  
Alts and Adds**

5959 and 5961 Student Union Blvd  
Vancouver, BC V6T 1K2

PROJECT CODE  
2012  
SCALE  
1 : 50

North elevation -  
APT

SHEET  
A2.01

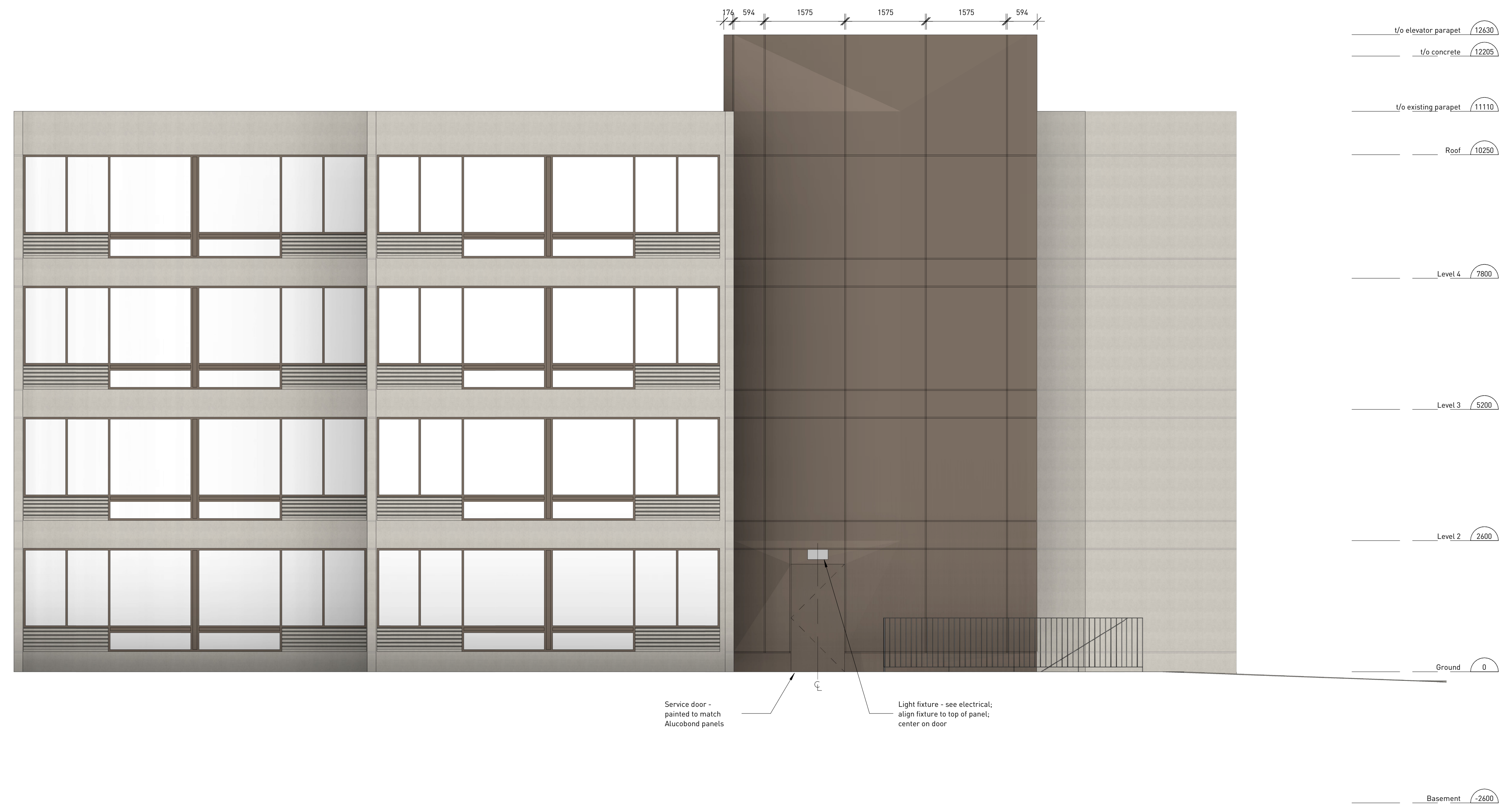
10/22/2020 4:24:24 PM C:\Users\adam\Documents\Projects\2012 Walter Gage - 1644\2012022012 Walter Gage - 1644.rvt





Copyright reserved. This design and drawing is the exclusive property of W&W Public Architecture and Communication Inc. and cannot be used for any purpose without the written consent of the Architect. This drawing is not to be used for construction until issued for that purpose by the Architect. Prior to commencement of the Work the Contractor shall verify all dimensions, datums and levels to identify any errors and omissions, ascertain any discrepancies between this drawing and the full Contract Documents; and, bring these items to the attention of the Architect for clarification.

ISSUES - REVISIONS	NO.	DATE	DESCRIPTION
B	Sept 22, 2020	Issued for Development Permit	
C	Oct 7, 2020	Issued for Building Permit	
D	Oct 16, 2020	Issued for Tender	
E	Oct 22, 2020	Reissued for Development Permit	



**public**

1415 FRANCES STREET  
 VANCOUVER BC V5L 1Z1  
 TEL 604.738.4323  
 WWW.PUBLICDESIGN.CA

**UBC Walter Gage Alts and Adds**

5959 and 5961 Student Union Blvd  
 Vancouver, BC V6T 1K2

PROJECT CODE  
 2012  
 SCALE  
 1 : 50

East elevation - APT

SHEET  
 A2.02

C:\Users\adam\Documents\Projects\2012\Walter Gage - 1644\2012\2012\Walter Gage - 1644\1644.dwg, 10/22/2020 4:31 PM



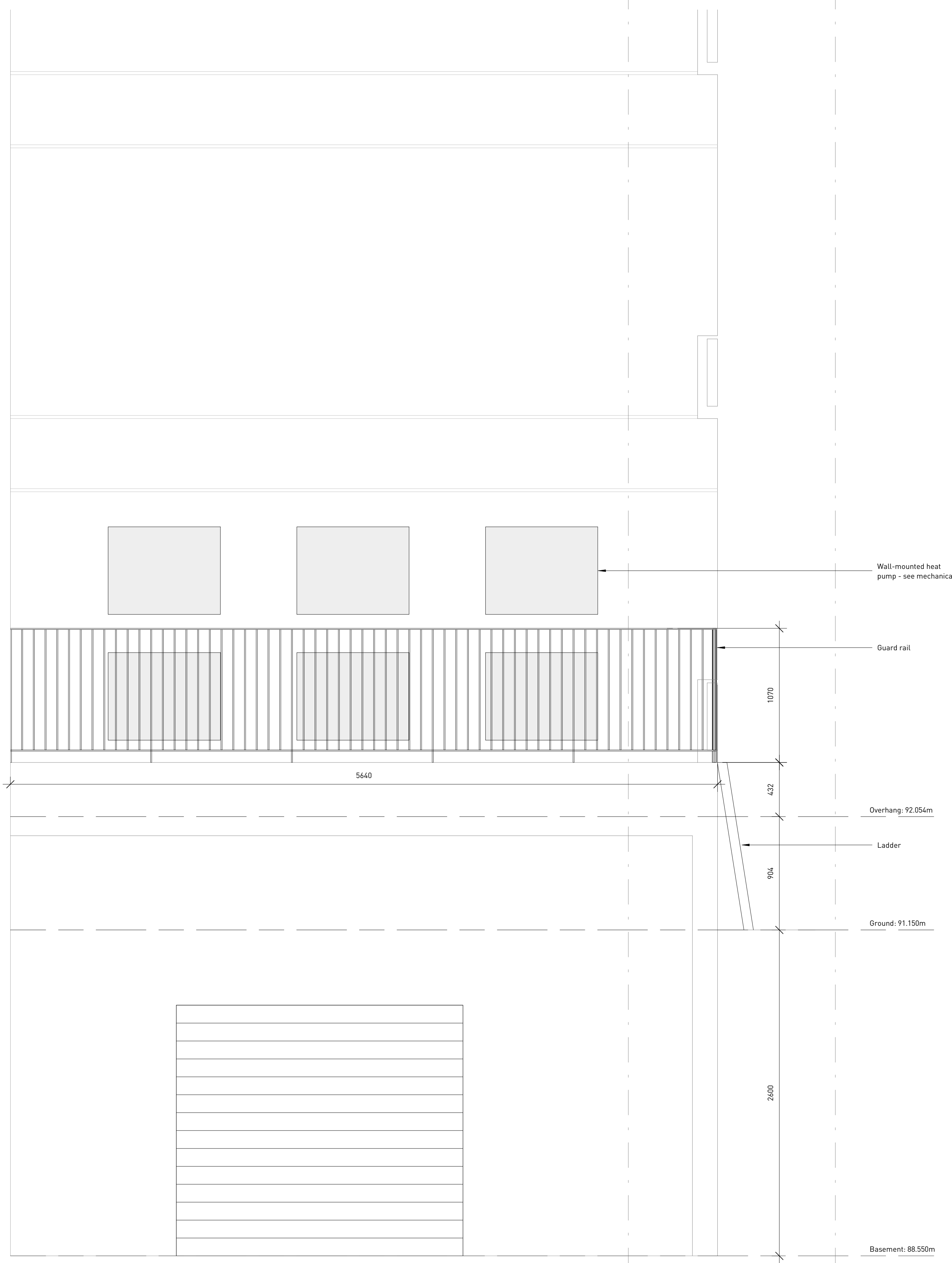
ISSUES - REVISIONS	NO.	DATE	DESCRIPTION
E	1	Oct 22, 2020	Reissued for Development Permit

D17

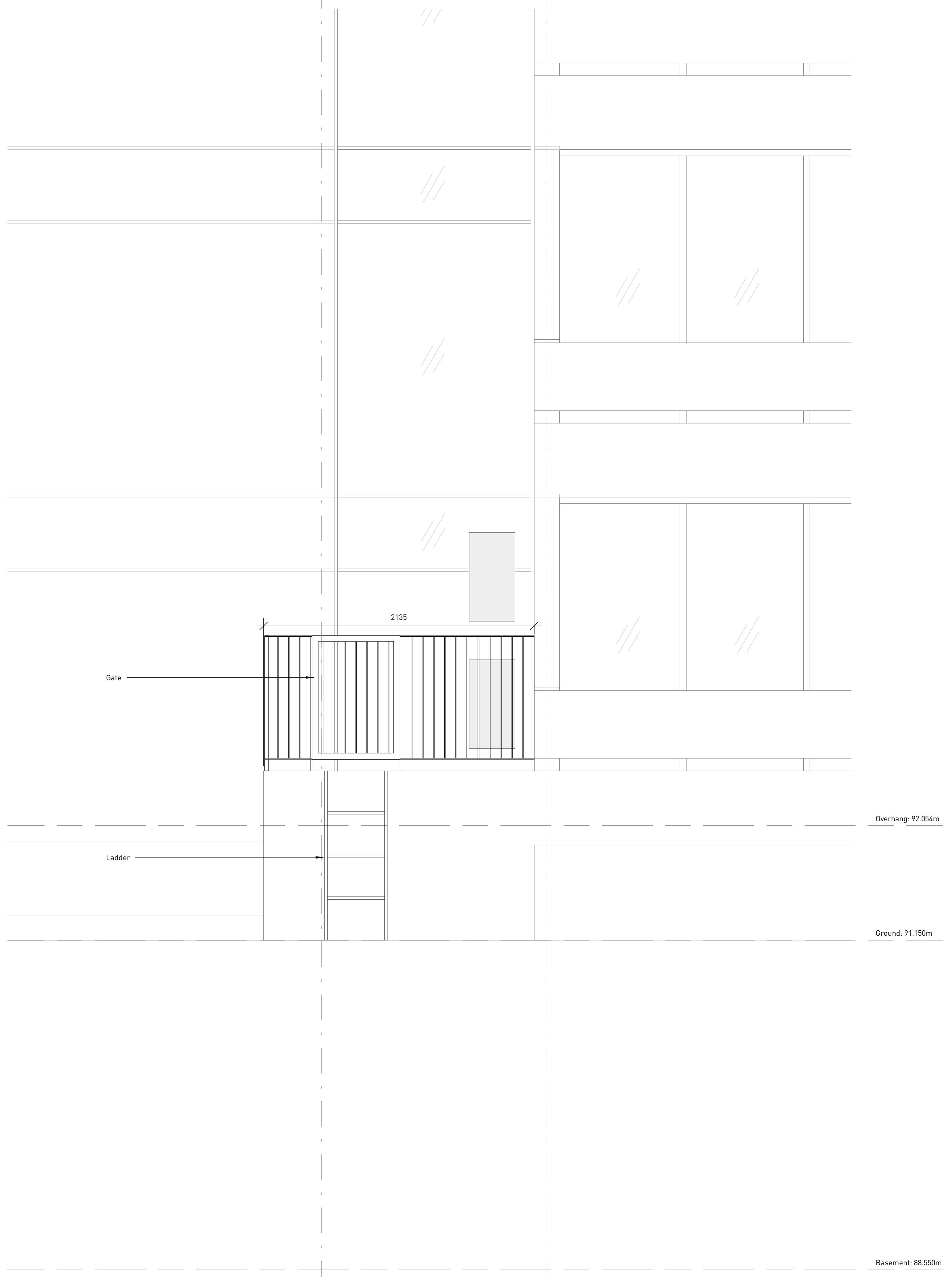
D18

DE

DF



1 South elevation  
1 / A0.20 1 : 20



2 East elevation  
6 / A0.04 1 : 20

**public**  
1415 FRANCES STREET  
VANCOUVER BC V5L 1Z1  
TEL 604.738.4323  
WWW.PUBLICDESIGN.CA

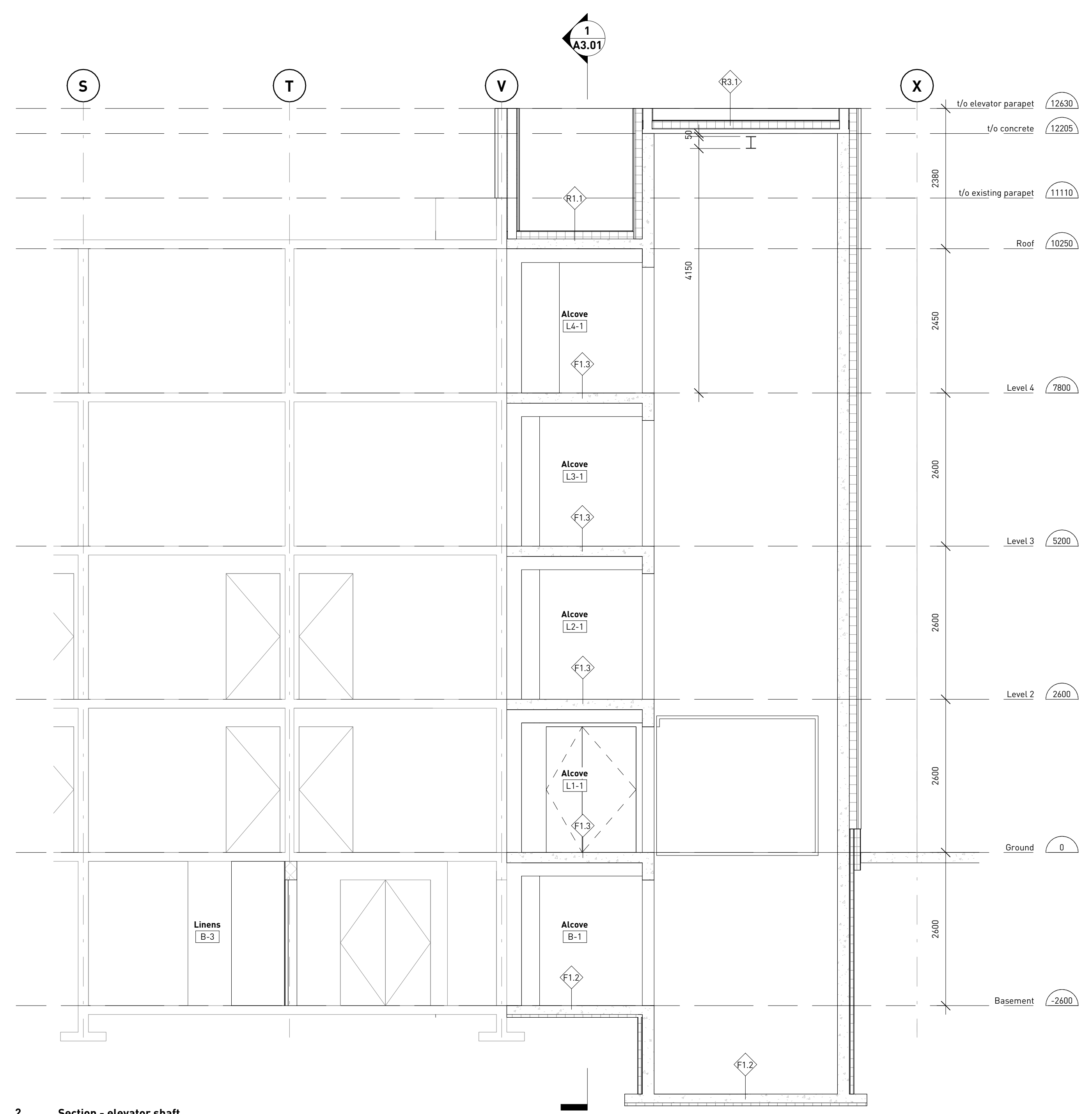
**UBC Walter Gage  
Alts and Adds**  
5959 and 5961 Student Union Blvd  
Vancouver, BC V6T 1K2

PROJECT CODE  
2012  
SCALE  
1 : 20

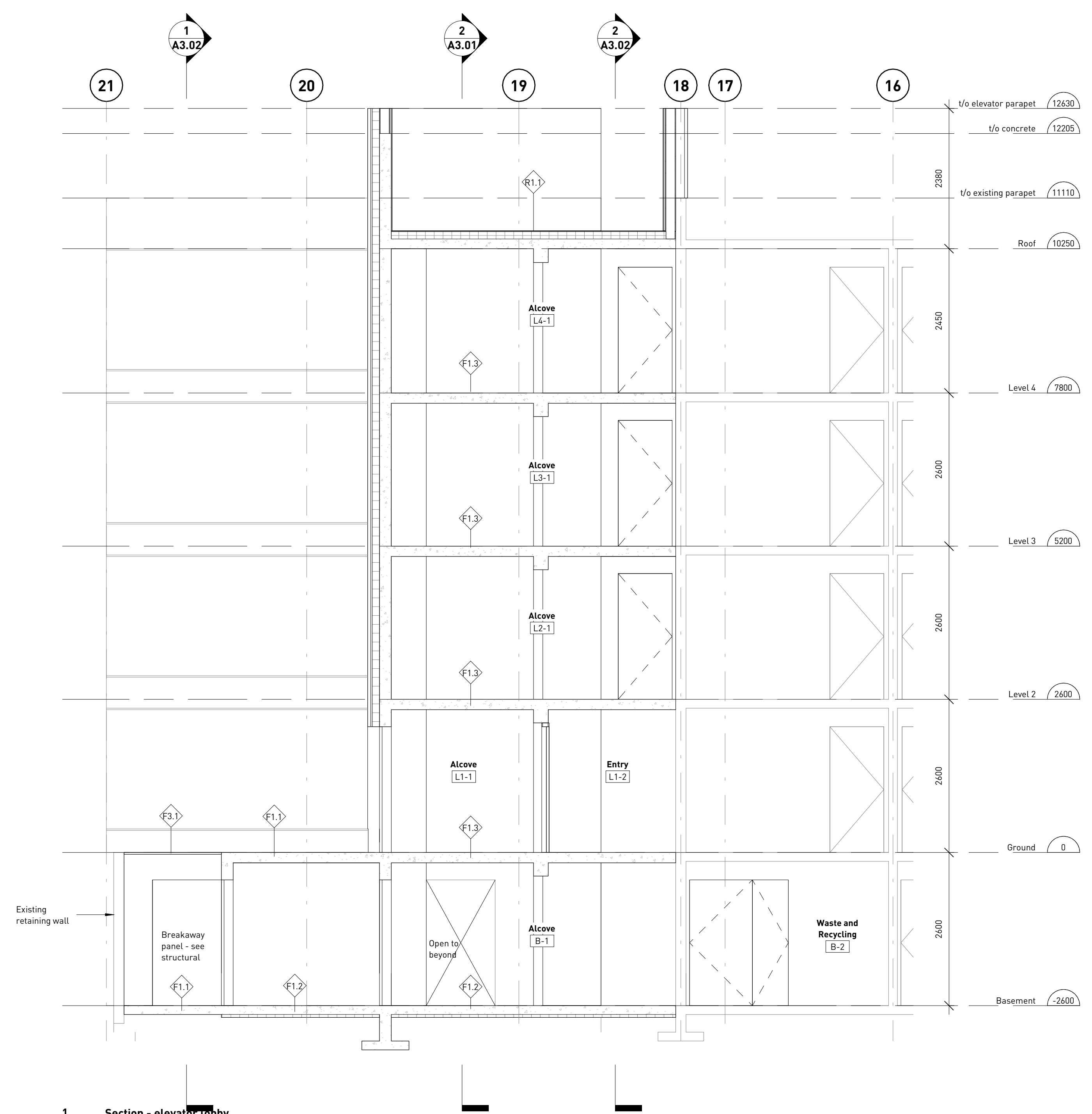
Exterior elevations -  
WCS  
SHEET  
A2.10

10/22/2020 6:14:52 PM C:\Users\shahm\Documents\Projects\2012\Walter Gage - 1415 Frances Street\1212\Walter Gage - 1415 Frances Street.dwg

ISSUES - REVISIONS		
NO.	DATE	DESCRIPTION
A	Sept 16, 2020	Issued for Elevator Tender
B	Sept 22, 2020	Issued for Development Permit
C	Oct 7, 2020	Issued for Building Permit
D	Oct 14, 2020	Issued for Tender
E	Oct 22, 2020	Reissued for Development Permit



**2 Section - elevator shaft**  
1/A1.01 1:50



**1 Section - elevator lobby**  
1/A1.01 1:50

**public**  
1415 FRANCES STREET  
VANCOUVER BC V5L 1Z1  
TEL 604.738.4323  
WWW.PUBLICDESIGN.CA

**UBC Walter Gage  
Alts and Adds**  
5959 and 5961 Student Union Blvd  
Vancouver, BC V6T 1K2

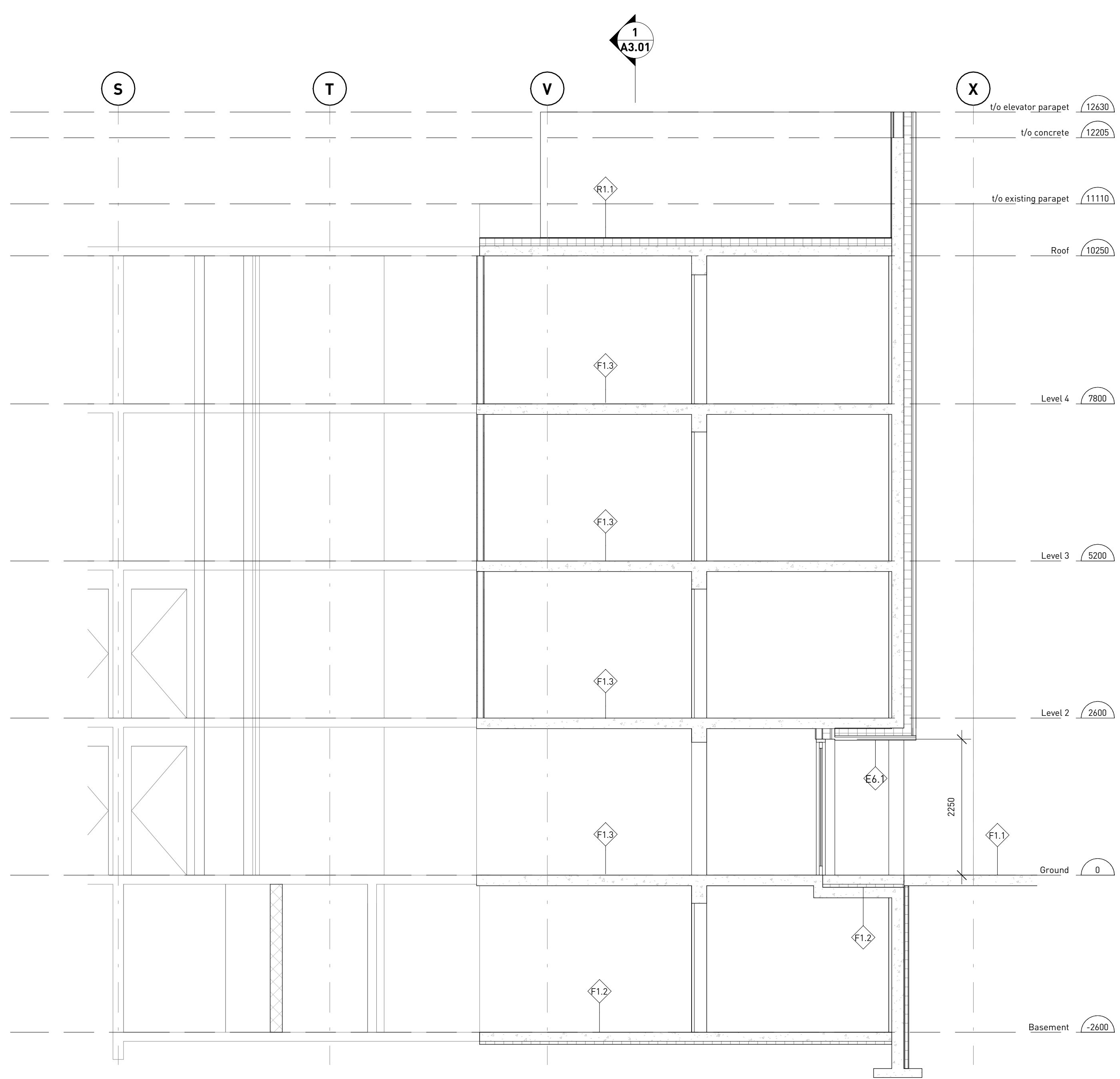
PROJECT CODE  
2012  
SCALE  
1:50

**Building sections -  
APT**

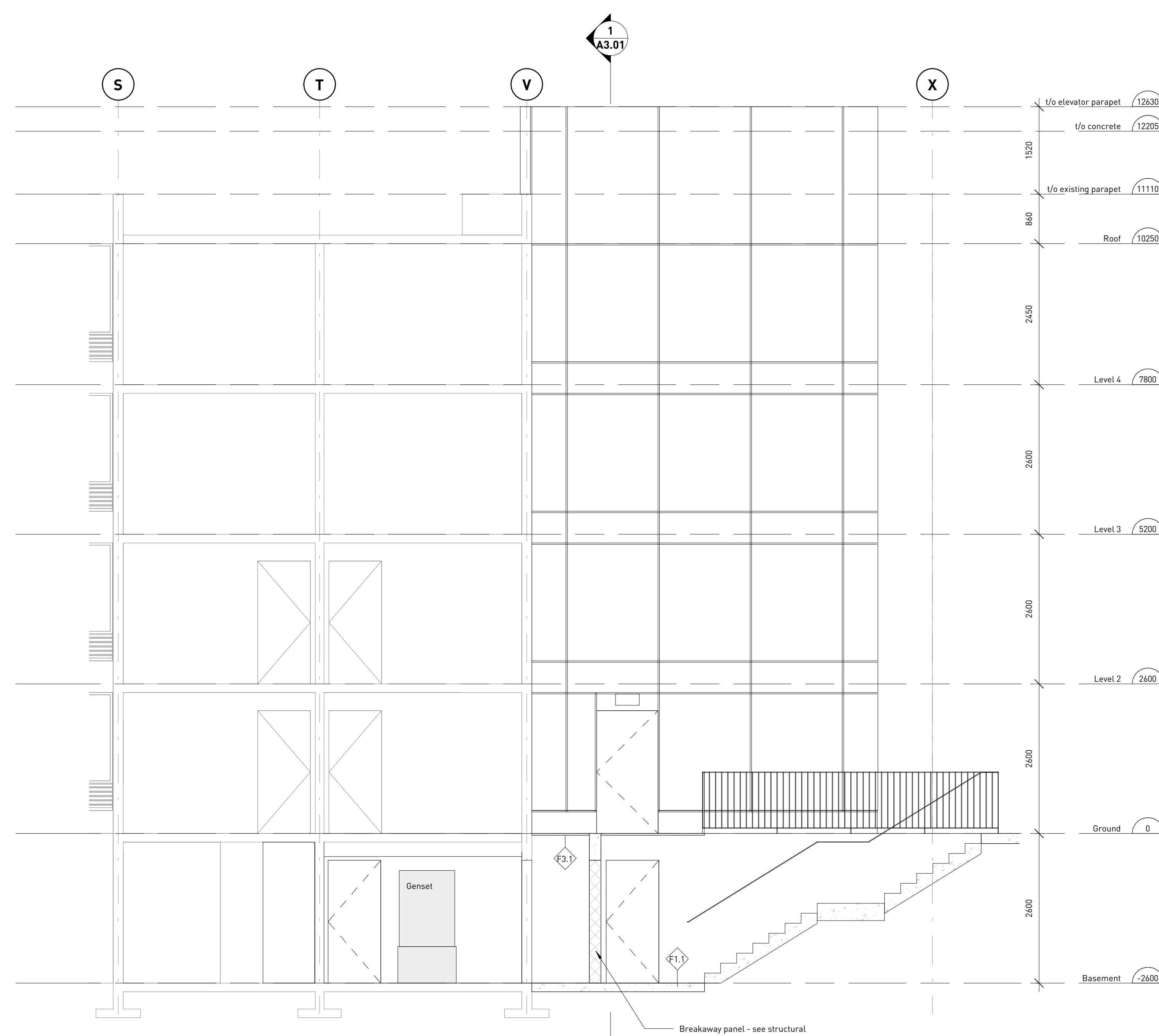
SHEET  
**A3.01**

10/22/2020 4:15 PM C:\Users\aham\Documents\Projects\2012 Walter Gage - 1415 Frances Street\2012 Walter Gage - 1415 Frances Street.dwg ahm:mdb:02.vt

ISSUES - REVISIONS	NO.	DATE	DESCRIPTION
B	Sept 22, 2020	Issued for Development Permit	
C	Oct 7, 2020	Issued for Building Permit	
D	Oct 16, 2020	Issued for Tender	
E	Oct 22, 2020	Reissued for Development Permit	



2 Section - entry  
1/A1.01 1:50



1 Section - exit stairs  
1/A1.01 1:50

**public**

1115 FRANCES STREET  
VANCOUVER BC V5L 1Z1  
TEL 604.738.4323  
WWW.PUBLICDESIGN.CA

**UBC Walter Gage  
Alts and Adds**

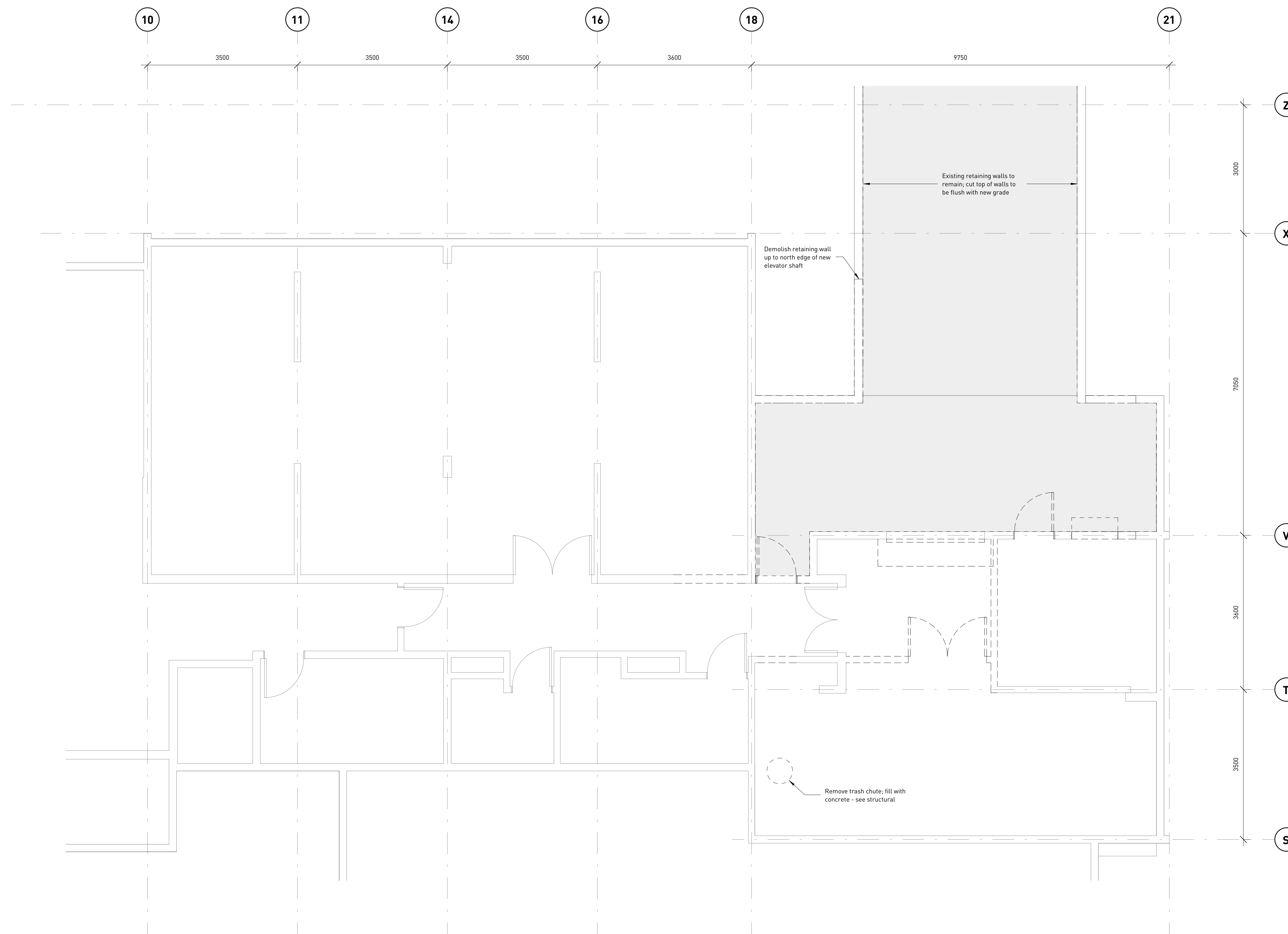
5959 and 5961 Student Union Blvd  
Vancouver, BC V6T 1K2

PROJECT CODE  
2012  
SCALE  
1:50

Building sections -  
APT

SHEET  
A3.02

ISSUES - REVISIONS	NO.	DATE	DESCRIPTION
C	Oct 7, 2020	Issued for Building Permit	
D	Oct 16, 2020	Issued for Tender	
E	Oct 22, 2020	Reissued for Development Permit	



#### DEMOLITION NOTES

**General:** Clean and patch to level newly exposed surfaces to receive new work.

Assess existing construction for hazardous materials abatement prior to starting work. Notify Consultant if material suspected to contain hazardous substances are encountered.

Refer to Structural, Mechanical, and Electrical Reports for relevant scopes of work.

#### DEMOLITION LEGEND

- Fabrications and materials to be removed
- Existing construction to remain
- Slab area to be demolished

**public**

1415 FRANCES STREET  
VANCOUVER BC V5L 1Z1  
TEL 604.738.4323  
WWW.PUBLICDESIGN.CA

**UBC Walter Gage  
Alts and Adds**

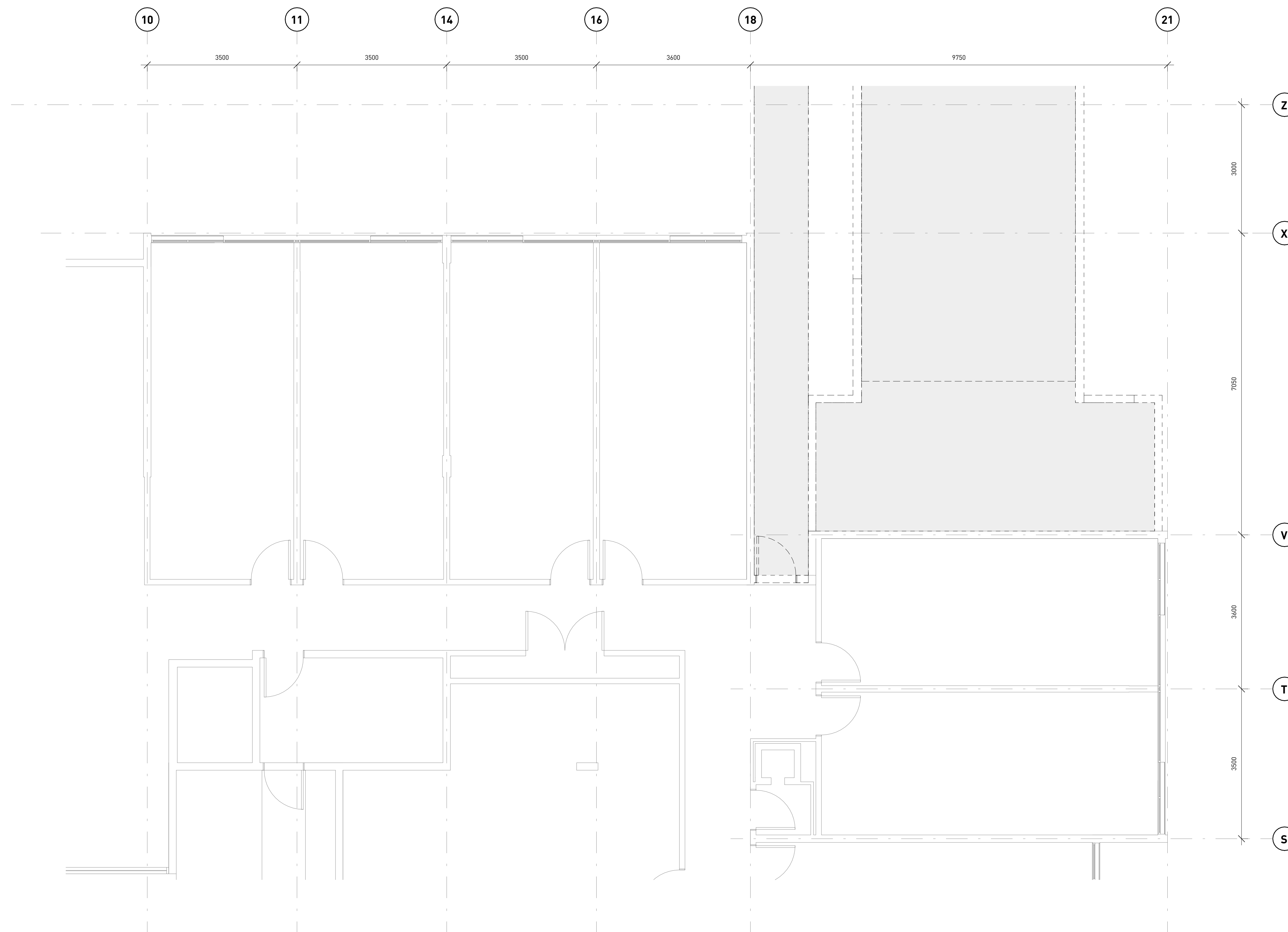
5959 and 5961 Student Union Blvd  
Vancouver, BC V6T 1K2

PROJECT CODE  
2012  
SCALE  
As indicated

**Demolition floor  
plan - APT -  
basement**

SHEET  
**AD1.01**

ISSUES - REVISIONS	NO.	DATE	DESCRIPTION
C	Oct 7, 2020		Issued for Building Permit
D	Oct 16, 2020		Issued for Tender
E	Oct 22, 2020		Reissued for Development Permit






#### DEMOLITION NOTES

**General:** Clean and patch to level newly exposed surfaces to receive new work.

Assess existing construction for hazardous materials abatement prior to starting work. Notify Consultant if material suspected to contain hazardous substances are encountered.

Refer to Structural, Mechanical, and Electrical Reports for relevant scopes of work.

#### DEMOLITION LEGEND

-  Fabrications and materials to be removed
-  Existing construction to remain
-  Slab area to be demolished

**public**

1415 FRANCES STREET  
VANCOUVER BC V5L 1Z1  
TEL 604.738.4323  
WWW.PUBLICDESIGN.CA

**UBC Walter Gage  
Alts and Adds**

5959 and 5961 Student Union Blvd  
Vancouver, BC V6T 1K2

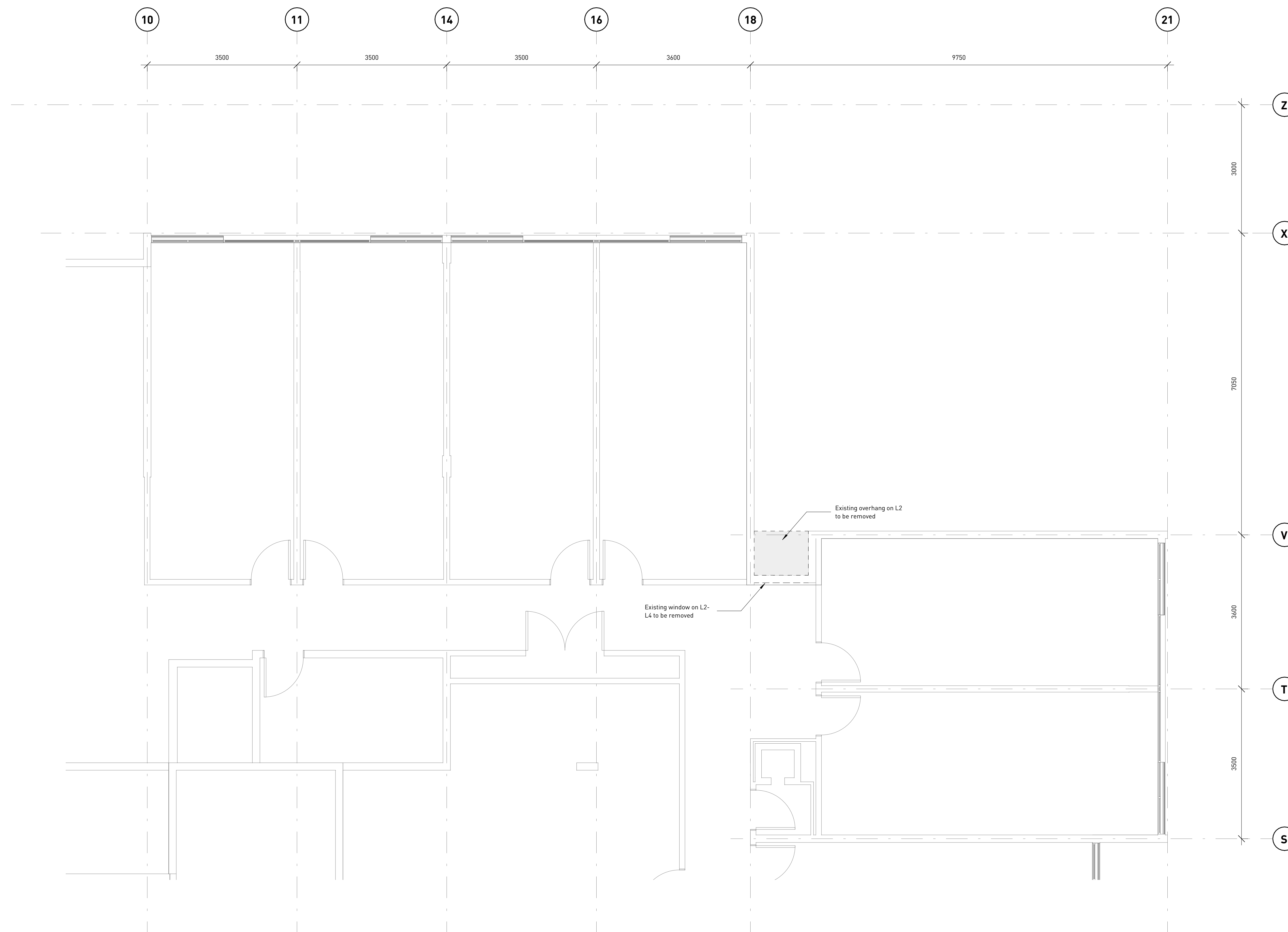
PROJECT CODE  
2012  
SCALE  
As indicated

Demolition floor  
plan - APT - L1

SHEET  
AD1.02



ISSUES - REVISIONS	NO.	DATE	DESCRIPTION
C	Oct 7, 2020	Issued for Building Permit	
D	Oct 16, 2020	Issued for Tender	
E	Oct 22, 2020	Reissued for Development Permit	



#### DEMOLITION NOTES

**General:** Clean and patch to level newly exposed surfaces to receive new work.

Assess existing construction for hazardous materials abatement prior to starting work. Notify Consultant if material suspected to contain hazardous substances are encountered.

Refer to Structural, Mechanical, and Electrical Reports for relevant scopes of work.

#### DEMOLITION LEGEND

- Fabrications and materials to be removed
- Existing construction to remain
- Slab area to be demolished

**public**

1415 FRANCES STREET  
VANCOUVER BC V5L 1Z1  
TEL 604.738.4323  
WWW.PUBLICDESIGN.CA

**UBC Walter Gage  
Alts and Adds**


5959 and 5961 Student Union Blvd  
Vancouver, BC V6T 1K2

PROJECT CODE  
2012  
SCALE  
As indicated

Demolition floor  
plan - APT - L2-L4

SHEET  
AD1.03

ISSUES - REVISIONS	NO.	DATE	DESCRIPTION
C	Oct 7, 2020	Issued for Building Permit	
D	Oct 16, 2020	Issued for Tender	
E	Oct 22, 2020	Reissued for Development Permit	



**DEMOLITION NOTES**

**General:** Clean and patch to level newly exposed surfaces to receive new work.

Assess existing construction for hazardous materials abatement prior to starting work. Notify Consultant if material suspected to contain hazardous substances are encountered.

Refer to Structural, Mechanical, and Electrical Reports for relevant scopes of work.

**DEMOLITION LEGEND**

- Fabrications and materials to be removed
- Existing construction to remain
- Slab area to be demolished

**public**

1415 FRANCES STREET  
VANCOUVER BC V6L 1Z1  
TEL 604.738.4323  
WWW.PUBLICDESIGN.CA

**UBC Walter Gage  
Alts and Adds**

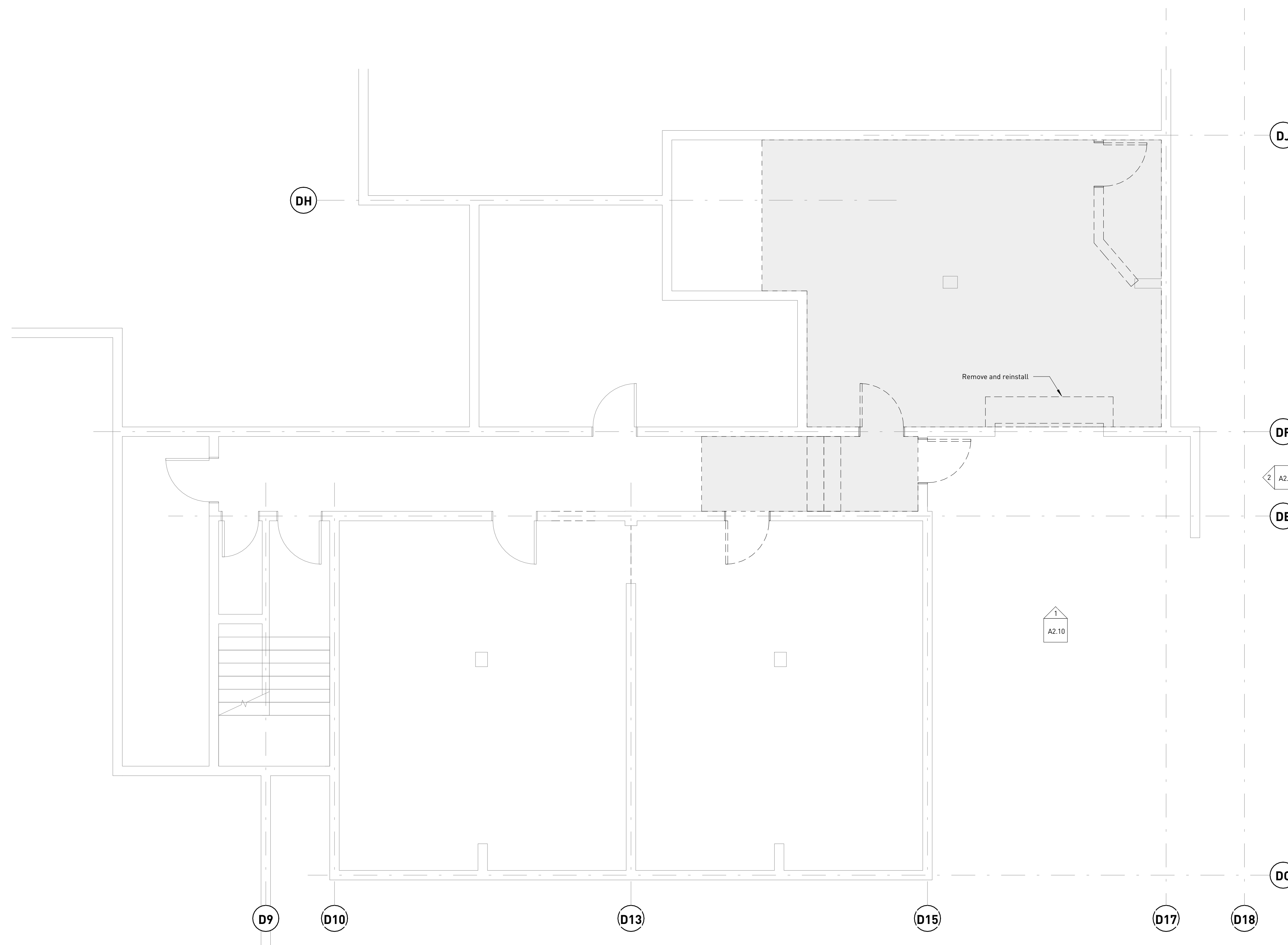
5959 and 5961 Student Union Blvd  
Vancouver, BC V6T 1K2

PROJECT CODE  
2012  
SCALE  
As indicated

Demolition floor  
plan - APT - roof

SHEET  
AD1.04

ISSUES - REVISIONS		
NO.	DATE	DESCRIPTION
C	Oct 7, 2020	Issued for Building Permit
D	Oct 16, 2020	Issued for Tender
E	Oct 22, 2020	Reissued for Development Permit






**DEMOLITION NOTES**

**General:** Clean and patch to level newly exposed surfaces to receive new work.

Assess existing construction for hazardous materials abatement prior to starting work. Notify Consultant if material suspected to contain hazardous substances are encountered.

Refer to Structural, Mechanical, and Electrical Reports for relevant scopes of work.

**DEMOLITION LEGEND**

-  Fabrications and materials to be removed
-  Existing construction to remain
-  Slab area to be demolished

**public**

1415 FRANCES STREET  
VANCOUVER BC V5L 1Z1  
TEL 604.738.4323  
WWW.PUBLICDESIGN.CA

**UBC Walter Gage  
Alts and Adds**

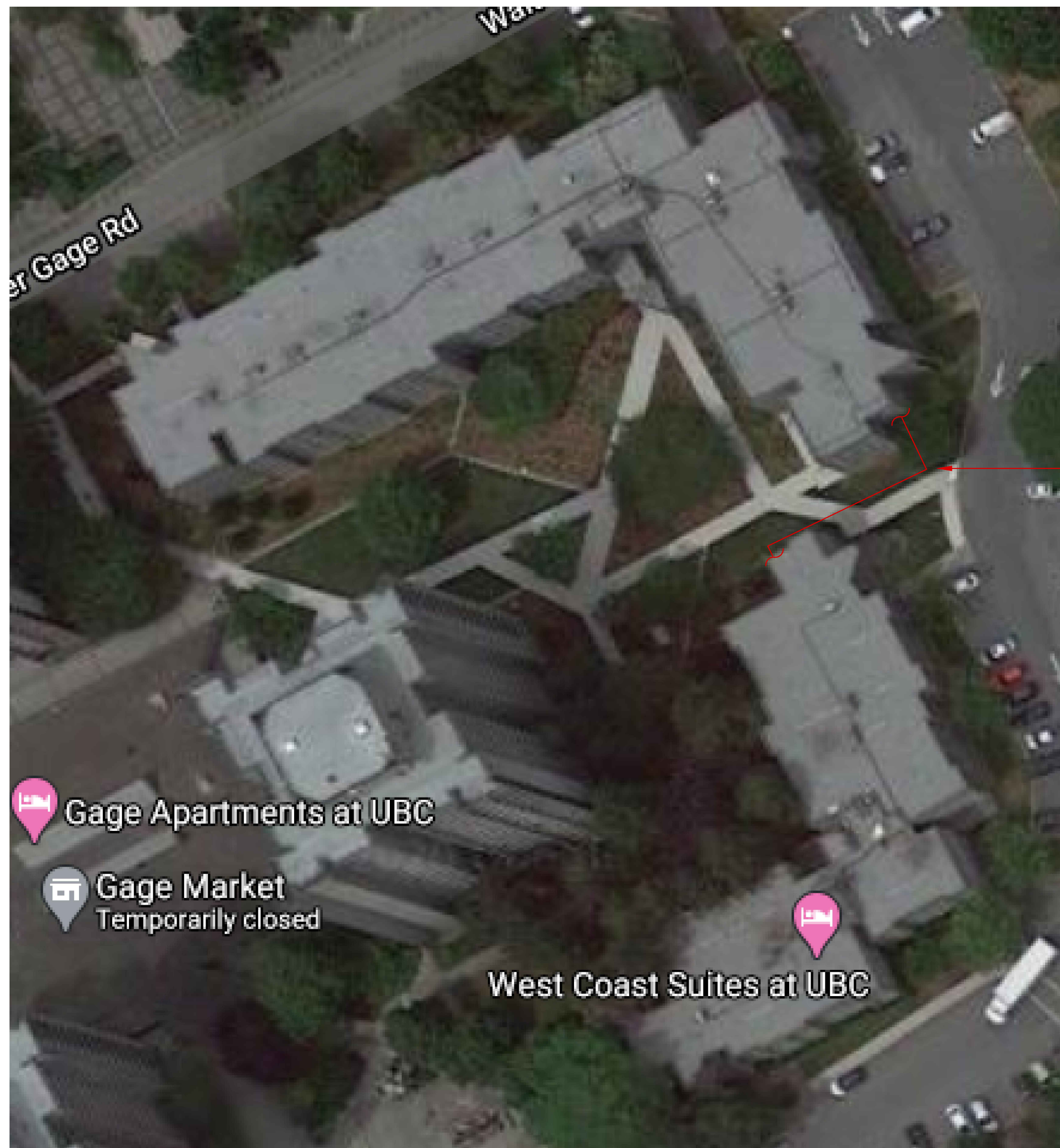
5959 and 5961 Student Union Blvd  
Vancouver, BC V6T 1K2

PROJECT CODE  
2012  
SCALE  
As indicated

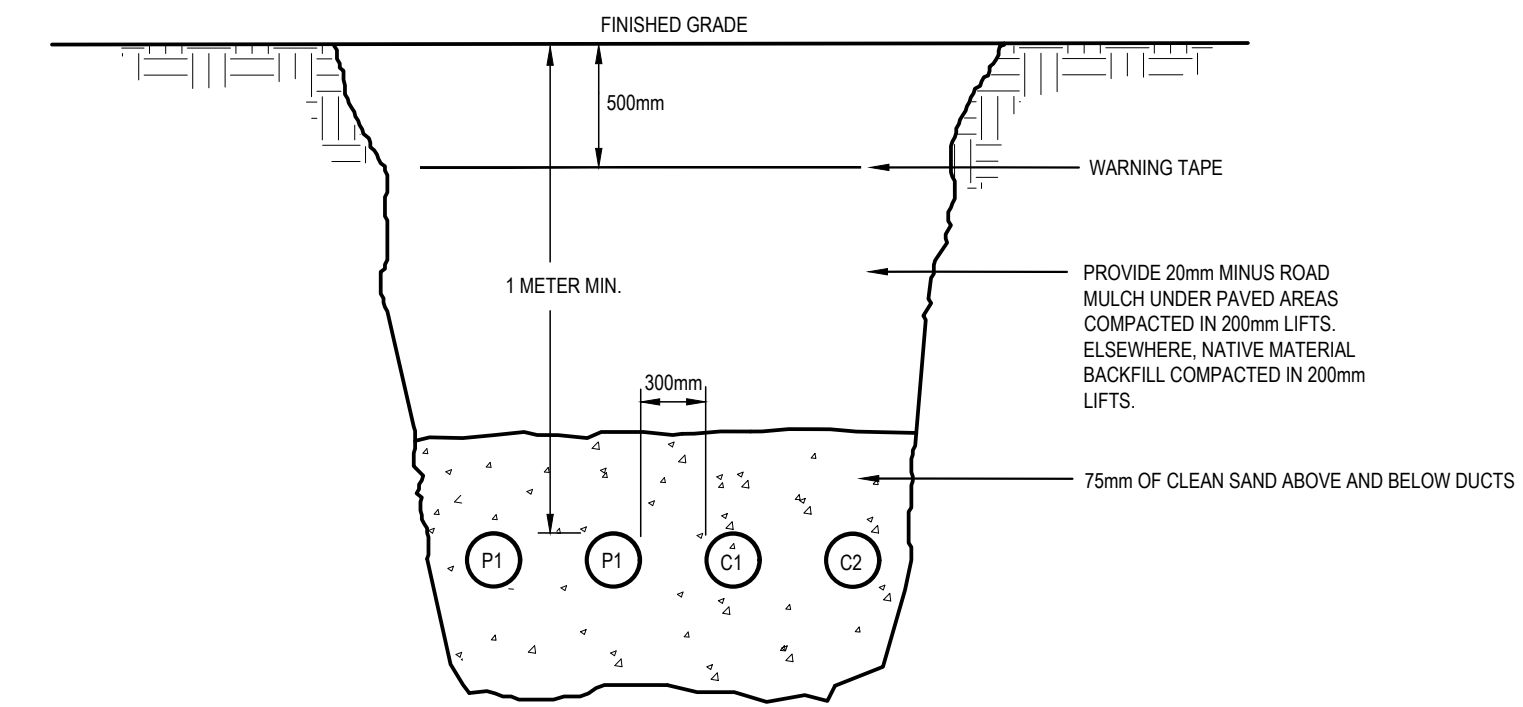
**Demolition floor  
plan - WCS -  
basement**

SHEET  
AD1.50





1 SITE PLAN - TRENCH LOCATION  
NTS



- P1 = REFER TO SINGLE LINE DIAGRAM FOR CONDUIT SIZE.
- C1 = 27mm RPVC FOR FIRE ALARM SIGNAL WIRING.
- C2 = 27mm RPVC FOR ATS CONTROL WIRING.

- NOTES:
- 1 PROVIDE PULLSTRINGS IN ALL DUCTS, (TYPICAL)
  - 2 PROVIDE CONDUCTORS IN ALL FEEDER CONDUITS, (TYPICAL)

3 DUCT RUN POWER & COMMUNICATION DETAIL  
NTS



2 TRENCH LOCATION  
NTS

Copyright reserved. This design and drawing is the exclusive property of WMW Public Architecture and Communication Inc. and cannot be used for any purpose without the written consent of the Architect. This drawing is not to be used for construction until issued for that purpose by the Architect. Prior to commencement of the Work the Contractor shall verify all dimensions, datums and levels to identify any errors and omissions; ascertain any discrepancies between this drawing and the full Contract Documents; and, bring these items to the attention of the Architect for clarification.

ISSUES + REVISIONS	NO	DATE	DESCRIPTION
	1.	05/08/2020	ISSUED FOR - CLIENT REVIEW
	2.	09/25/2020	ISSUED FOR REVIEW
	3.	10/07/2020	ISSUED FOR BP
	4.	10/16/2020	ISSUED FOR TENDER



UBC WALTER GAGE  
APT ELEVATOR

5959 Student Union Blvd  
Vancouver, BC V6T 1K2

TRUE NORTH

PROJECT NUMBER: 2-20-184  
SCALE: AS SHOWN  
DRAWN/DESIGNED: RW  
CHECKED: AS

SITE PLAN DETAILS & PHOTOS