

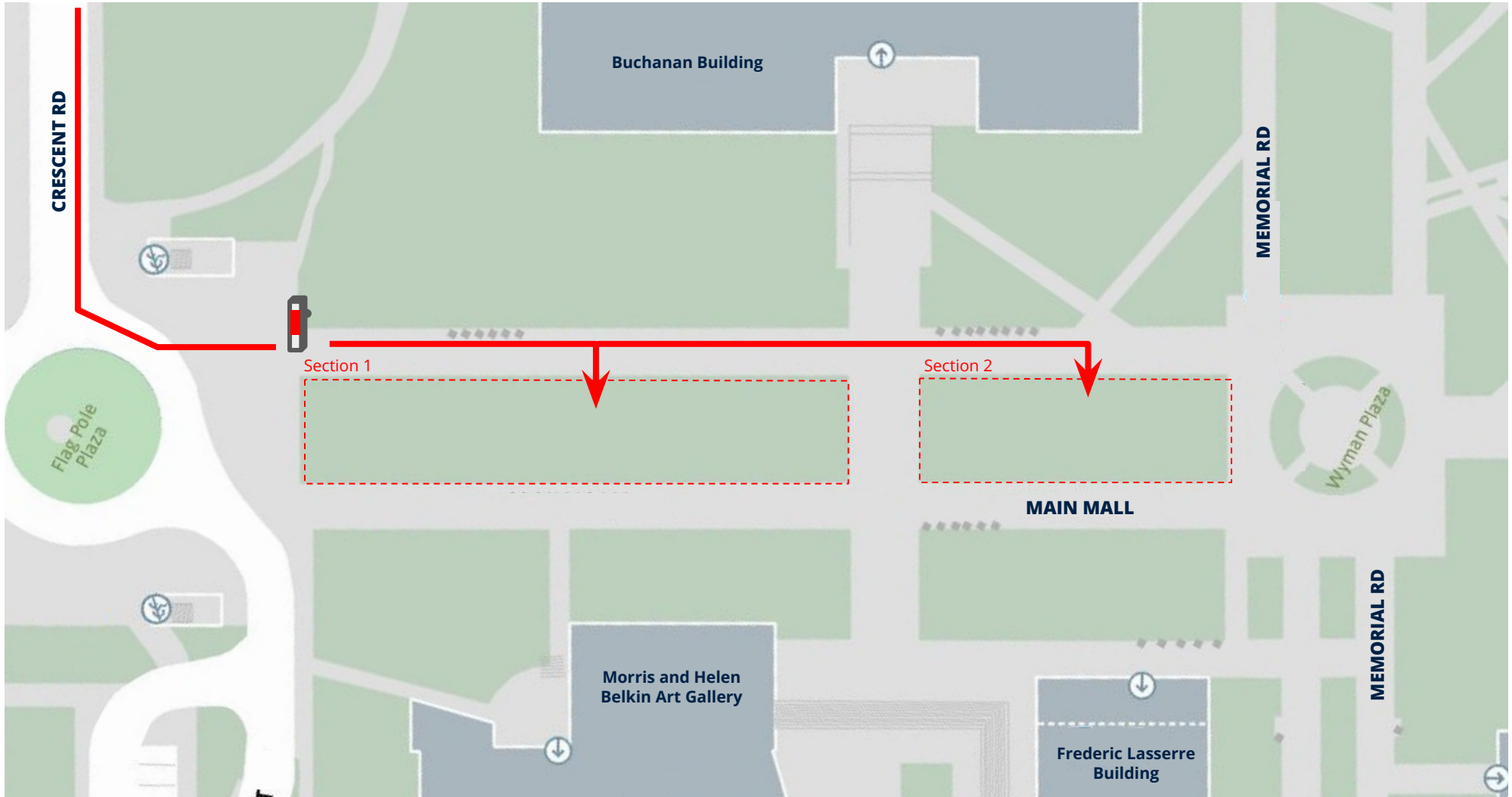


Main Mall

Delivery Access to Site - Sections 1-2



■ Site



MAP LEGEND



Bollard



Vehicle Route to Site



UBC Buildings

VEHICLE GUIDELINES ON THE PUBLIC REALM

1. Hazard lights must be on and flashing when vehicle is in motion.
2. Give way to pedestrian traffic at all times.
3. Weaving around pedestrians is prohibited.
4. Speed limit is 10 km/h.
5. No vehicle movement from ten minutes to the hour (:50 - :00), weekdays 9:00 am - 5:30 pm.

REQUESTING A BOLLARD DROP AT UBC

Bollard drops must be arranged 5 business days prior to arrival with the Film and Events Office.

Bollards must never be left unattended when lowered.

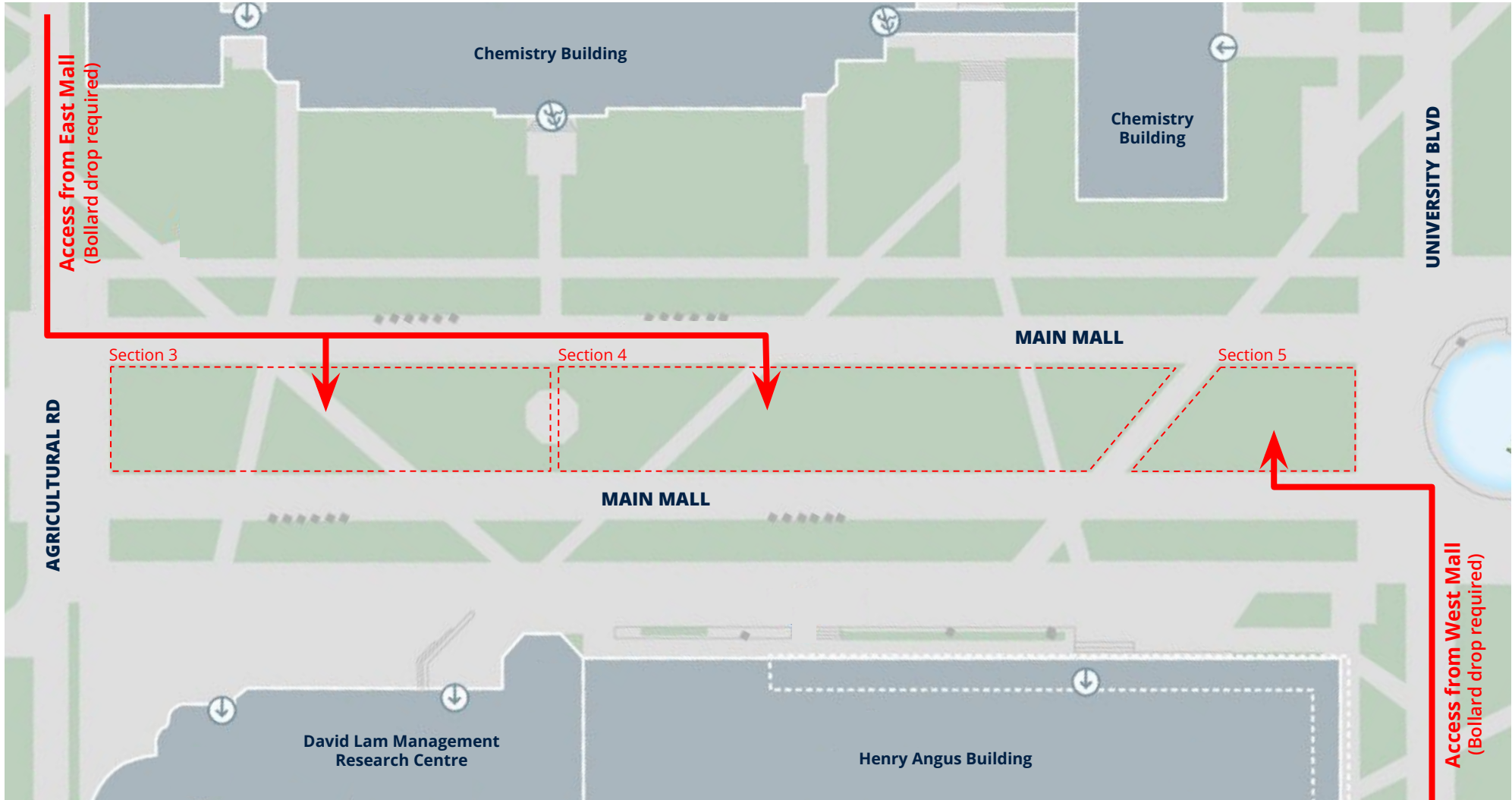


Main Mall

Delivery Access to Site - Sections 3-5



 Site



MAP LEGEND



Bollard



Vehicle Route to Site



UBC Buildings

VEHICLE GUIDELINES ON THE PUBLIC REALM

1. Hazard lights must be on and flashing when vehicle is in motion.
2. Give way to pedestrian traffic at all times.
3. Weaving around pedestrians is prohibited.
4. Speed limit is 10 km/h.
5. No vehicle movement from ten minutes to the hour (:50 - :00), weekdays 9:00 am - 5:30 pm.

REQUESTING A BOLLARD DROP AT UBC

Bollard drops must be arranged 5 business days prior to arrival with the Film and Events Office.

Bollards must never be left unattended when lowered.

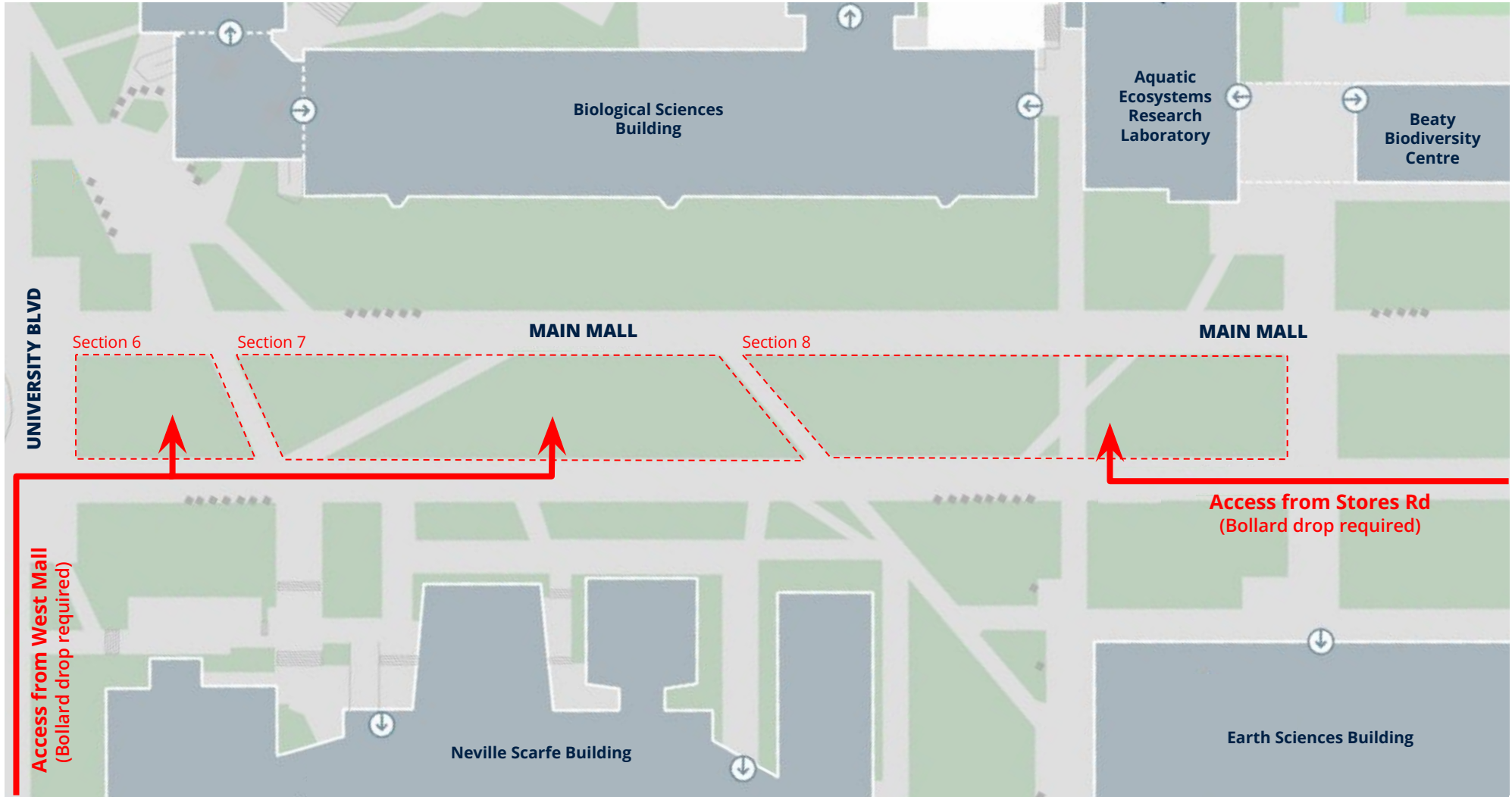


Main Mall

Delivery Access to Site - Sections 6-8



 Site



MAP LEGEND



Bollard



Vehicle Route to Site



UBC Buildings

VEHICLE GUIDELINES ON THE PUBLIC REALM

1. Hazard lights must be on and flashing when vehicle is in motion.
2. Give way to pedestrian traffic at all times.
3. Weaving around pedestrians is prohibited.
4. Speed limit is 10 km/h.
5. No vehicle movement from ten minutes to the hour (:50 - :00), weekdays 9:00 am - 5:30 pm.

REQUESTING A BOLLARD DROP AT UBC

Bollard drops must be arranged 5 business days prior to arrival with the Film and Events Office.

Bollards must never be left unattended when lowered.



Main Mall

Delivery Access to Site - Sections 9-10



■ Site



MAP LEGEND



Bollard



Vehicle Route to Site



UBC Buildings

VEHICLE GUIDELINES ON THE PUBLIC REALM

1. Hazard lights must be on and flashing when vehicle is in motion.
2. Give way to pedestrian traffic at all times.
3. Weaving around pedestrians is prohibited.
4. Speed limit is 10 km/h.
5. No vehicle movement from ten minutes to the hour (:50 - :00), weekdays 9:00 am - 5:30 pm.

REQUESTING A BOLLARD DROP AT UBC

Bollard drops must be arranged 5 business days prior to arrival with the Film and Events Office.

Bollards must never be left unattended when lowered.

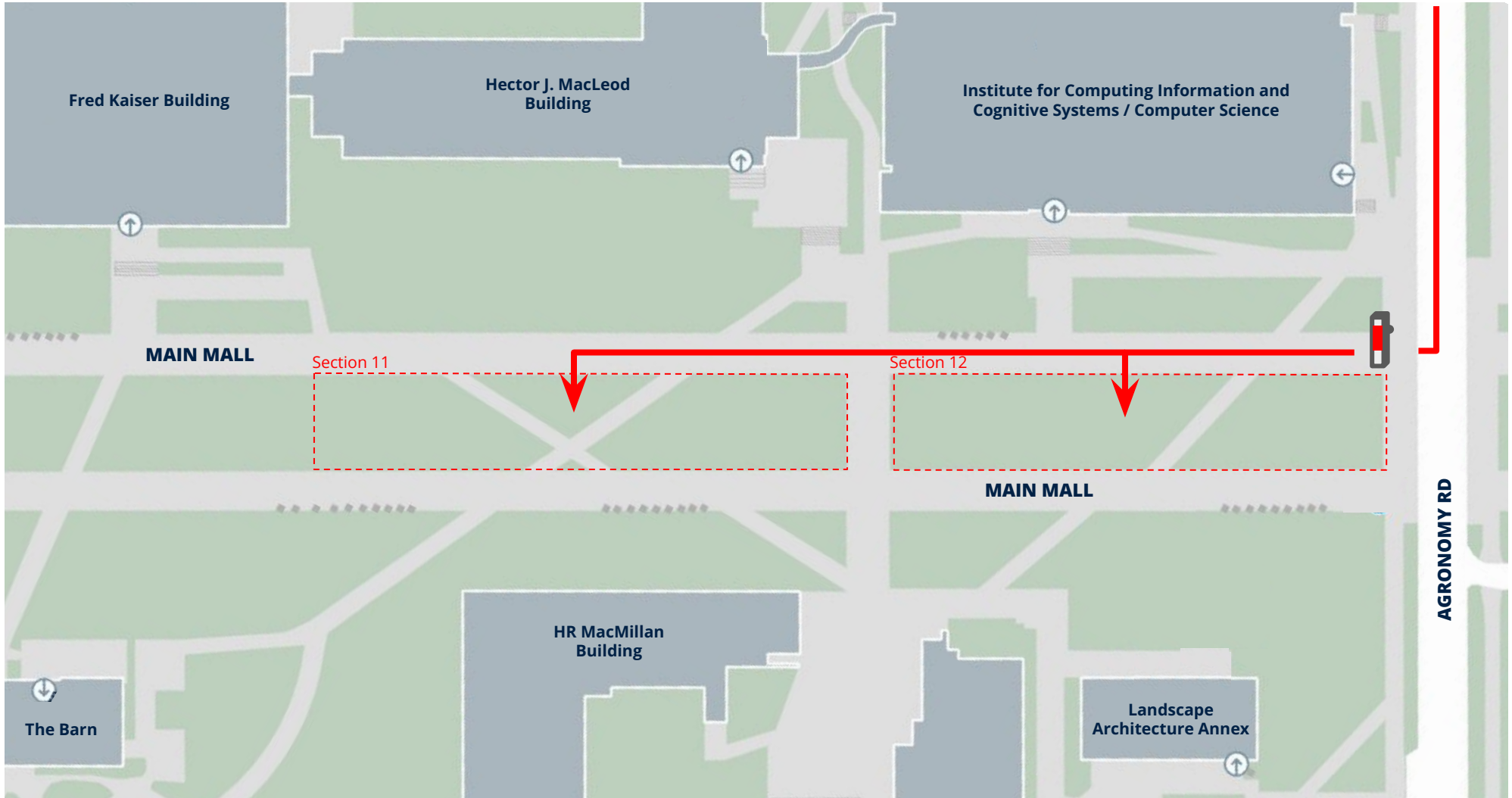


Main Mall

Delivery Access to Site - Sections 11-12



 Site



MAP LEGEND



Bollard



Vehicle Route to Site



UBC Buildings

VEHICLE GUIDELINES ON THE PUBLIC REALM

1. Hazard lights must be on and flashing when vehicle is in motion.
2. Give way to pedestrian traffic at all times.
3. Weaving around pedestrians is prohibited.
4. Speed limit is 10 km/h.
5. No vehicle movement from ten minutes to the hour (:50 - :00), weekdays 9:00 am - 5:30 pm.

REQUESTING A BOLLARD DROP AT UBC

Bollard drops must be arranged 5 business days prior to arrival with the Film and Events Office.

Bollards must never be left unattended when lowered.